



STAINLESS STEEL PASSION



# INOX PROJECT

Affermata azienda leader nella produzione di maniglie, maniglioni ed accessori in ottone, lega di zinco ed Acciaio Inox, presenta ora sul mercato un nuovo progetto:

*Successful company, leader in the production of handles, pull-handles and accessories in brass, zinc alloy and stainless steel, now presents a new project on the market:*



## MISSIONE

Mettere a disposizione dei clienti la nostra esperienza ed il nostro know-how trentennale nella progettazione e costruzione di maniglioni ed accessori in Acciaio Inox e leghe di Alluminio, favorendo così la creazione e la realizzazione di prodotti personalizzati adatti a qualsiasi progetto.

## MISSION

*To provide our customers with our experience and our thirty-year know-how in the design and construction of handles and accessories in stainless steel and aluminum alloys, thus favoring the creation and realization of customized products suitable for any project.*



## OBIETTIVO

La scelta di materiali sempre di prima qualità, e l'attenzione per l'ambiente sono i tratti distintivi che guidano l'operato di Fimet. In questa scia s'inseriscono a pieno titolo l'attenzione con la quale la nostra azienda studia prima e progetta poi i modelli di maniglie. Oggetti adatti a soddisfare le specifiche esigenze della vasta clientela. Come da tradizione, accurata ricerca di soluzioni tanto tecniche quanto stilistiche volte a venire incontro alle richieste dei nostri clienti sono, esse stesse, la migliore garanzia di una produzione di alta gamma.

Non occorre certo sottolineare che la flessibilità e la professionalità insite nella realizzazione della nostra produzione contraddistinguono la nostra attività. Da sempre Fimet offre un'attenzione particolare alle specifiche esigenze della propria clientela: soluzioni tecniche personalizzate, servizi di vendita e post-vendita mirati fanno parte della nostra cultura aziendale. Fimet è un'azienda che rappresenta nel mondo l'eccellenza produttiva del Made in Italy: la cura per i dettagli, la scelta delle materie prime, la passione che guida i nostri responsabili sono sinonimo di qualità.

## OUR TARGET

*The choice of top quality materials and attention to the environment are the hallmarks that guide the work of Fimet. In this path they are fully inserted the care with which our company studies first and then designs the new models of handles. Objects suitable to satisfy the specific needs of its clientele. As per tradition, the careful search for stylistics as well as technical solutions designed to meet the demands of our customers are, themselves, the best guarantee of a high-end production.*

*It is certainly not necessary to emphasize that the flexibility and professionalism inherent in the realization of our production characterize our activity. Fimet always pays special attention to the specific needs of its customers: customized technical solutions, aimed sales and post-sales services are part of our corporate culture. Fimet is a company that represents in the world the manufacturing excellence of Made in Italy: the attention to detail, the choice of the materials, the passion that drives our managers are synonymous of quality.*



# INOX PROJECT

## PRODUZIONE - OUR PRODUCTION

### STANDARD

Maniglie, maniglioni e accessori in Acciaio Inox.

*Handles, pull-handles and accessories in stainless steel.*

### ON DEMAND

Realizzazione di maniglioni con misure specifiche su richiesta del cliente (lunghezze ed interassi speciali).

*Realization of handles with specific measures on customer request (lengths and special interaxes).*



### CUSTOM MADE

Realizzazione di diverse tipologie di prodotto **su disegno del cliente**.

Risposta immediata sulla fattibilità del prodotto.

Materiali lavorati : Acciaio Inox Aisi 304/ 316L/Alluminio varie leghe.

*Realization of different types of products according to the customer's design.*

*Immediate response on the feasibility of the product.*

*Materials processed: stainless steel Aisi 304 / 316L /Aluminum various alloys.*





## SERVIZIO

### **La soddisfazione del cliente è la nostra priorità!**

Il nostro impegno nel servizio totale, nell'assistenza al cliente e un customer service a 360° accompagnano, consigliano e indirizzano in tutte le fasi dell'acquisto.

Il nostro reparto produzione è strutturato in modo da garantire qualità e velocità nelle consegne, nonché soddisfazione nella realizzazione di prodotti fuori catalogo in tempistiche strette.

I nostri uffici hanno come obiettivo quello di seguire il cliente, pronti a rispondere alle domande e richieste in modo rapido ed efficace, risolvere eventuali problematiche con empatia e attenzione, e coltivare la relazione con l'acquirente per una soddisfazione che ci piace mettere sempre al primo posto.


## SERVICE

### **Customer satisfaction is our first priority!**

*This is a value that permeates every aspect of our company: our customer support accompanies, advises and directs the client throughout all the purchasing phases.*

*The production department is well-structured so as to ensure the quality and speed in deliveries, as well as satisfaction in the creation of customized products in a very short time.*

*Our sales offices are mainly targeted to follow the customer, ready to respond quickly and promptly to all requests, to empathetically and carefully solve any problems or issues, to cultivate relationships with clients for a satisfaction we like the most to put in first place.*







ECO  
FRIENDLY

Abbiamo scelto di utilizzare per la nostra produzione materie prime di qualità.


Consapevoli del ruolo che le aziende al giorno d'oggi devono ricoprire per garantire una produzione eco-sostenibile, esigiamo il rispetto delle politiche ambientali e l'utilizzo di sostanze non nocive nei processi produttivi, in conformità con le politiche Europee.

Siamo infatti consci che il futuro dei nostri figli dipende da noi, e ci adoperiamo perché possano crescere in un ambiente pulito.

*In our production we chose to use quality raw materials.*

*We are aware of the role that we can have in taking care of a more sustainable future for the Earth, and, according to the environmental safeguard, we carry out our production using non-toxic substances, in compliance with European policies.*

*We are aware that the future of our children depends on us, and we are committed to ensure that they are able to grow up in a clean and safe environment.*



## RIVESTIMENTO ANTIBATTERICO

HDC è un Top Coating trasparente che combina una finitura di alto livello e un'efficacia antibatterica e antimicrobica, grazie agli ioni argento. Ciò garantisce un elevato grado di igiene. Lo descriviamo brevemente con la regola delle 5W:

**Who?** HDC è una vernice a base polimerica che funziona rilasciando gli ioni argento, che sono il suo vero principio attivo. Questa vernice trasparente è disponibile nei seguenti livelli di brillantezza:

- HDC Shiny (>90 gloss) - HDC Semi-opaque (20/25 gloss) - HDC Opaque (8/10 gloss)

Grazie allo spessore di 15/20 nm HDC funge anche da protettivo, migliorando le proprietà antigraffio e la resistenza agli agenti atmosferici, lasciando invariato l'aspetto estetico.

**What?** In conformità con le norme europee, HDC agisce contro microrganismi e microbi (ISO 22196) e contro i virus (ISO 21702).

**Where?** HDC è adatto sia per interni che per esterni, installato in ambienti domestici, enti urbani e collettivi in genere, hotel, luoghi pubblici e locali sanitari. HDC può essere applicato su tutti i supporti metallici (ottone, rame, alluminio, acciaio inossidabile, ferro, lega di zinco), rivestiti con ogni finitura (cromo satinato e lucido, nichel, PVD, colore o vernice trasparente).

**When?** HDC inizia immediatamente la sua funzione antibatterica e antimicrobica sino all'eliminazione di oltre il 99% degli stessi nell'arco delle 24 ore. Questo effetto dura per l'intera vita del rivestimento. Consigliamo una pulizia delicata delle superfici trattate con HDC.

**Why?** Il progetto HDC nasce dalla necessità di conferire in modo flessibile ed economico una difesa contro batteri e microbi, nemici della salute. Infatti il 2% dei batteri può rivelarsi molto pericoloso per l'essere umano.

## COATING ANTIBACTERIAL

*HDC transparent top coating combines a high level finish and an antibacterial and antimicrobial efficacy, thanks to the silver ions. This guarantees a high hygiene degree. We briefly outline it with the 5W rule:*

**Who?** *HDC is a polymer-based lacquer, and it works releasing the silver ions, which are its real active substance. This transparent lacquer is available in the following gloss levels:*

*- HDC Shiny (>90 gloss) - HDC Semi-opaque (20/25 gloss) - HDC Opaque (8/10 gloss)*

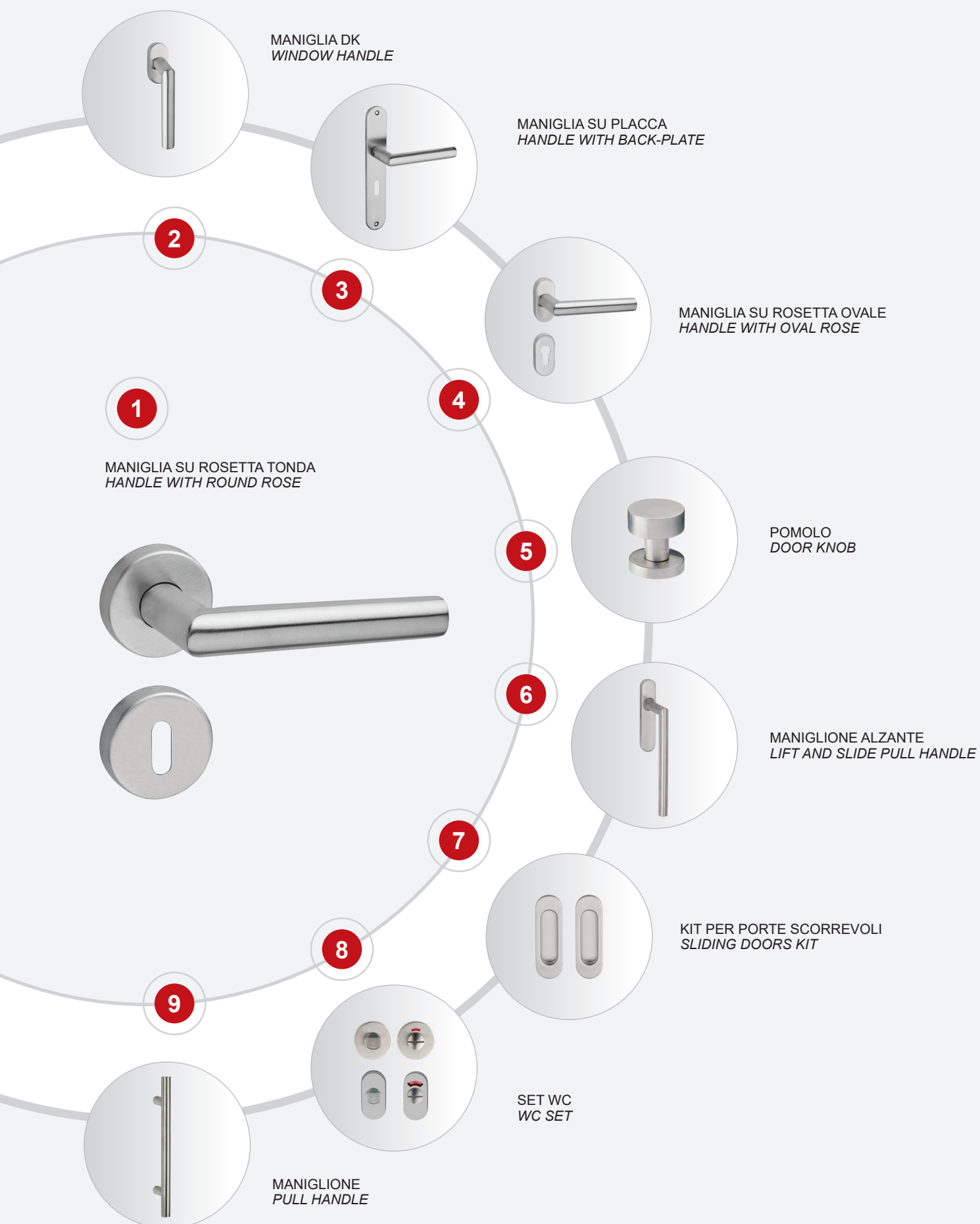
*Thanks to its 15/20 nm thickness, HDC has a further barrier function, improving the scratchproof properties and the weather resistance, leaving the aesthetic appearance unchanged.*

**What?** *In compliance with the European rules, HDC works against micro-organisms and microbes (ISO 22196) and against viruses (ISO 21702).*

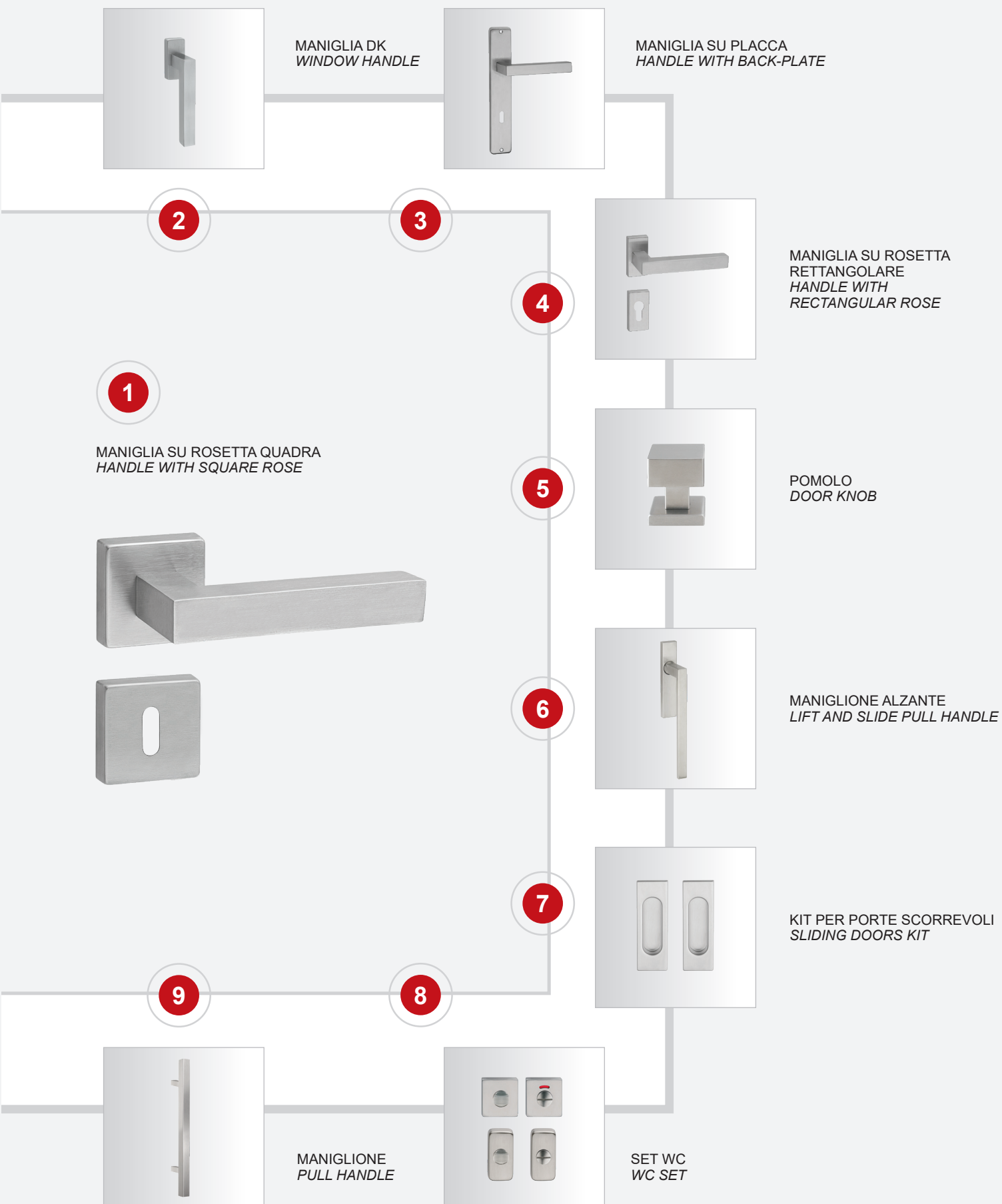
**Where?** *HDC is suitable both for interior and for outdoor items, installed in home environments, urban and collective entities in general, hotels, public places and sanitary premises. HDC shall be applied on every metal base (brass, copper, aluminum, stainless steel, iron, zinc alloy), coated with every finish (satin and polished chrome, nickel, PVD, color or transparent lacquer).*

**When?** *HDC immediately starts its antibacterial and antimicrobial function, and it is over 99% effective against bacteria within 24 hours. This effect lasts for the entire item's lifetime. We recommend a gentle cleansing of the HDC treated surfaces.*

**Why?** *HDC project stems from the need to provide a flexible and cost-effective defense against bacteria and microbes, enemies of health. In fact, the 2% of the bacteria total population is highly dangerous for human beings.*










# COLOR CELEBRATION




## COLOR FNO

NERO OPACO  
MATT BLACK




## COLOR FBO

BIANCO OPACO  
OPAQUE WHITE




## COLOR F15

ANTRACITE OPACO  
ANTHRACITE



## COLOR FOR

ORO  
GOLD



## COLOR F13

RAME OPACO  
MATT COPPER




## COLOR F82

FLAT BRONZE OPACO  
OPAQUE FLAT BRONZE



## COLOR FBR

BRONZO OPACO  
OPAQUE BRONZE



## COLOR FCO


EFFETTO CORTEN  
CORTEN EFFECT



# INOX PROJECT

**Color celebration** è tendenza e design. Abbiamo creato una nuova gamma di finiture realizzate per trovare l'abbinamento perfetto. Qualunque sia il tuo stile, c'è un colore Fimet che realizza le tue idee!

**Color celebration** is trendy and design. We created a new range of finishes to get the perfect combination. Whatever your style is, there's a Fimet color that makes your ideas real!





## ANTIFUOCO

La maniglia per porte tagliafuoco deve garantire l'apertura della porta durante e dopo un incendio. Pertanto, il funzionamento della maniglia e dei suoi componenti viene garantito con il massimo rigore.

### CARATTERISTICHE:

- Testata per funzionare oltre 200.000 cicli di apertura
- Maniglia in acciaio inox aisi 304
- Certificata secondo la normativa ÖNORM B 3850 presso l'istituto IBS di Postfach (Austria)
- Durata della resistenza al fuoco: 30 minuti

*A safety handle for fire doors has to ensure opening of the door during and after a blaze. Therefore, the functionality is strictly guaranteed both for the handles and for components of the same.*

### FEATURES:

- Endurance tested for over 200.000 opening and closing operations
- Handle made of aisi 304 stainless steel
- Certified according to ÖNORM B 3850 relevant rule in IBS Institute based in Postfach (Austria)
- Fire resistance endurance: 30 mins

## CLASSE 3

La certificazione DIN EN 1906 è una regolamentazione internazionale ed europea per maniglie e pomoli per porte su rosette o placche. La norma DIN EN 1906 stabilisce quattro categorie d'uso in base alla frequenza e alle altre condizioni di utilizzo definite come segue:

### CLASSE 3

Alta frequenza di utilizzo, da enti pubblici o persone senza alcuna cura, ad alto rischio di abuso. Per esempio: porte nelle aree pubbliche ed edifici pubblici.

Per ottenere questa certificazione, le nostre maniglie sono state sottoposte a vari test che simulano le varie sollecitazioni alle quali sono normalmente esposte nella vita di tutti i giorni.

Le nostre maniglie sono state certificate dall'istituto Ift di Rosenheim.

*The certification DIN EN 1906 is an International and European standard for door handles and knobs for doors on backplates or roses. The DIN EN 1906 states four categories of use according to the frequency and other conditions of use as follows:*

### CLASS 3

*High usage frequency, by public or persons with no care, high risk of misuse. For example: doors in public areas and public buildings.*

*To obtain this certification, our handles have been submitted to various test simulating the different stresses to which they are normally exposed to in everyday's life.*

*Our handles have been certified by the Ift Rosenheim Institute.*



**IBS** Institut für Brandschutztechnik und Sicherheitsforschung

FIMET MANIGLIE srl  
Via Roma, 24/A  
25070 Casto – Brescia  
ITALIEN

IBS – Institut für Brandschutztechnik und Sicherheitsforschung Gesellschaft m.b.H.  
Akkreditierte Prüf-, Inspektions- und Zertifizierungsstelle  
Petzoldstraße 45 / 4020 Linz / Austria  
T +43 732 7617-250 / F +43 732 7617-119  
office@ibs-austria.at / www.ibs-austria.at  
Firmenbuchnummer 89116d  
Landesgericht Linz / UID-Nr. ATU23289705

6. Mai 2020  
**Schreiben Nr.: 320031301-1**  
Ulrich STÖCKL / AM  
+43 732 7617 - 872

**Bestätigung:**  
Einbau von Drückergarnituren aus Edelstahl auf Feuerschutzabschlüssen

Dabei handelt es sich um folgende Produkte:

- 101.277 PZ.60
- 101 TF.202S.60
- 101 TF.202S.Z72.327.60
- 102.277 PZ.60
- 102TF.202S.60
- 102TF.202S.Z72.327.60

Laut ÖNORM B 3859:2014 bedürfen Drückergarnituren, deren Materialien einen Schmelzpunkt über 840 °C aufweisen, keines Brandversuches.

Mit diesem Schreiben erteilen wir Ihnen die Freigabe zum Einbau Ihrer Drückergarnituren aus Edelstahl auf Feuerschutzabschlüssen mit der Klassifizierung EI<sub>2</sub> 30-C, unabhängig von der Oberflächenbeschichtung der Türelemente.

Mit freundlichen Grüßen

**IBS – INSTITUT FÜR BRANDSCHUTZTECHNIK UND SICHERHEITSFORSCHUNG GESELLSCHAFT M.B.H.**  
Akkreditierte Prüf-, Inspektions- und Zertifizierungsstelle

Dipl.-Ing. Ulrich STÖCKL  
Techniker

Ing. Josef STOCKINGER  
Zeichnungsberechtigter

Informationen zu mehrfach elektronisch signierten Dokumenten finden Sie [hier](#)






Oö Landesbank AG (Hypo Österreich)  
IBAN AT46 5400 0000 0021 2944 / BIC OBLAAT2L  
Oberbank AG  
IBAN AT37 1500 0006 2100 6055 / BIC OBKLAU2L

**Nachweis**  
Türdrücker und Türkäufe gemäß EN 1906 : 2012



Prüfbericht  
Nr. 14-003687-PR02  
(PB-G03-03-de-01)

Auftraggeber: Fimet Maniglie S.R.L.  
Loc. Merlaro n°21  
25078 Nozza di Vestone  
Italien

Produkt: Türdrückerrundrosette mit Profilylinderlochung / Ausführung: Türdrücker / Türdrücker System: INOX Door Lever Handle  
Typ: Inox art. 101 236 Inox art. 102 236  
Inox art. 103 236 Inox art. 131 236

Bezeichnung:

Leistungsrelevante Produktdetails: Material Drücker: Edelstahl, Drehbar-Fest, Lagerung: 8,0 mm, Druckervierkant: Stahl, Material Druckervierkant: Stahl  
Montage: Gemäß der Montageanleitung des Beschlagsherstellers. \*)

Besonderheiten:

Ergebnis: Klassifizierung gemäß EN 1906 : 2012

Gebrauchskategorie	Dauerhaftigkeit	Türmasse	Feuerbeständigkeit	Sicherheit	Korrosionsbeständigkeit	Einbruchschutz	Ausführungsart
3	7	-/-	0	0	4	0	B

Drückervierkant: 8,0 mm, Material: Stahl, Lagerung: Drehbar-Fest

ift Rosenheim  
23.03.2015



Andreas Matschi, Dipl.-Ing. (FH)  
Geschäftsbereichsleitung  
Bauteile



Konrad Querengässer, Dipl.-Ing. (FH)  
Prüfstellenleiter  
Mechanik

Grundlagen  
EN 1906 : 2012  
Prüfnormen  
EN 1906 : 2012

Entsprechende nationale Fassungen (z.B. DIN EN)  
Darstellung



Verwendungshinweise  
Dieser Prüfbericht dient zum Nachweis der Anforderungen von Türdrückern und Türkäufen EN 1906 : 2012.

Gültigkeit  
Die genannten Daten und Einzelergebnisse beziehen sich ausschließlich auf den geprüften Probenkörper. Die Klassifizierung gilt so lange bis das Produkt unverändert ist und die o.g. Grundlagen sich nicht geändert haben. Das Ergebnis kann unter Beachtung entsprechender Festlegungen der Produktnorm in Eigenverantwortung des Herstellers übertragen werden. Diese Prüfungsbewertung ermöglicht keine Aussage über weitere Leistungs- und qualitätsbestimmenden Eigenschaften der vorliegenden Konstruktion, insbesondere Witterungs- und Alterungseinflüsse wurden nicht berücksichtigt.

Veröffentlichungshinweise  
Es gilt das Ift-Merkblatt "Werbung mit Ift-Prüfzertifikaten". Das Deckblatt kann als Kurzfassung verwendet werden.  
Der Nachweis umfasst insgesamt 15 Seiten.



MANIGLIONI - *PULL HANDLES*

BASIC	P. 18-34
ROUND	P. 36-55
SQUARE	P. 56-72
MOBILE - <i>FORNITURE</i>	P. 73-75
KEY	P. 76-83
SPECIAL - OVERSIZE - REDUCED	P. 84-96
SCHEDE TECNICHE - ACCESSORI DI MONTAGGIO <i>THECNICAL SHEETS - ASSEMBLING ACCESSORIES</i>	P. 97-101

MANIGLIE - *HANDLES*

ROUND - <i>SQUARE</i>	P. 102-121
-----------------------	------------

MANIGLIONI ALZANTI - *LIFT AND SLIDE PULL HANDLES*

ROUND - <i>SQUARE</i>	P. 122-127
-----------------------	------------

MANIGLIE PER PORTE D'ENTRATA - *ENTRANCE DOORS*

PORTE D'ENTRATA - <i>ENTRANCE DOORS</i>	P. 128-131
POMOLI - <i>DOOR KNOBS</i>	P. 132-142

GUARNITURE ANTINCENDIO - *FIRE RATED SETS*

	P. 144-149
--	------------

CLASSE 3 - *CLASS 3*

	P. 150-153
--	------------

MANIGLIE SPECIALI - *SPECIAL HANDLES*

RIDOTTA - <i>REDUCED</i>	P. 156
DISASSATA - <i>OFFSET</i>	P. 157
PUBBLICA 200 MM - <i>PUBLIC 200 MM</i>	P. 158-160

COMPLEMENTI D'ARREDO - *ACCESSORIES*

MANIGLIE PER PORTE SCORREVOLI - <i>SLIDING DOOR FLUSH HANDLES</i>	P. 162-163
ACCESSORI - <i>ACCESSORIES</i>	P. 164-170
PLACCHE / ROSETTE - <i>PLATES / ROSES</i>	P. 171-177
ACCESSORI PER MANIGLIE DK - <i>WINDOW HANDLES ACCESSORIES</i>	P. 177-178
FERRI - <i>SPINDLES</i>	P. 179-181

SEZIONE VETRO - *GLASS PROJECT*

MANIGLIONI PER PORTE IN VETRO - <i>SLIDING GLASS DOORS PULL HANDLES</i>	P. 184-185
NICCHIE PER PORTE IN VETRO - <i>SLIDING GLASS DOORS FLUSH HANDLES</i>	P. 186-187
SERRATURE E CERNIERE PER PORTE IN VETRO <i>SLIDING GLASS DOORS LOCKS AND HINGES</i>	P. 188-189

ESPOSITORI E FINITURE - *DISPLAYS AND FINISHES*

	P. 197
--	--------

MANIGLIONI - PULL HANDLES





















<p><i>Linea</i> <b>BASIC</b></p>	 ALABAMA 801.32 P. 20	 NEVADA 838.32 P. 21	 MINNESOTA 839.32 P. 22
 MINNESOTA Ø25 839.25 P. 23	 DAKOTA 814T.32 P. 24	 ARKANSAS 816T.32 P. 25	 ARKANSAS Q. 816.32 P. 26
 CALIFORNIA 817.32 P. 27	 NEBRASKA 840 P. 28	 COLOMBIA 880 P. 29	 ARIZONA P. 800P.25 P. 30
 INCLINATO SLANTED ARIZONA P. 810P.25 P. 31	 CILE 849V.30 P. 32	 CUBA 849L.25 P. 33	 MEXICO 849.30 P. 34
<p><i>Linea</i> <b>ROUND</b></p>	 MISSISSIPPI 842.32 P. 38	 MONTANA 820.30 P. 39	 ARIZONA 800.16 / 20 P. 40
 ARIZONA 800.25 P. 41	 ARIZONA 800.25.FR P. 42	 ARIZONA 800.30 P. 43	 ARIZONA 800.35 P. 44









MANIGLIONI - PULL HANDLES

 <p>ARIZONA 800.40 P. 45</p>	 <p>INCLINATO SLANTED</p> <p>ARIZONA 810.25 P. 46</p>	 <p>INCLINATO SLANTED</p> <p>ARIZONA 810.30 P. 47</p>	 <p>INCLINATO SLANTED</p> <p>ARIZONA 810.35 P. 48</p>
 <p>INCLINATO SLANTED</p> <p>ARIZONA 810.40 P. 49</p>	 <p>INCLINATO SLANTED</p> <p>ILLINOIS 860.30 P. 50</p>	 <p>ILLINOIS 870.30 P. 51</p>	 <p>ALABAMA 801.20 / 25 P. 52</p>
 <p>ALABAMA 801.30 P. 53</p>	 <p>GEORGIA 802.20 / 25 P. 54</p>	 <p>CIPRO 890 P. 55</p>	
<p><i>Linea</i> <b>SQUARE</b></p>	 <p>MISSISSIPPI Q. 842Q.3825 P. 58</p>	 <p>NEVADA Q. 838Q P. 59</p>	 <p>PANAMA 821.25 P. 60</p>
 <p>TEXAS 831.20 P. 61</p>	 <p>TEXAS 831.25 P. 62</p>	 <p>TEXAS 831.30 P. 63</p>	 <p>INCLINATO SLANTED</p> <p>TEXAS 831Z.25 P. 64</p>
 <p>INCLINATO SLANTED</p> <p>TEXAS 831Z.30 P. 65</p>	 <p>COLORADO 841S P. 66</p>	 <p>INCLINATO SLANTED</p> <p>OREGON 841Z P. 67</p>	 <p>SINGAPORE 841R P. 68</p>

MANIGLIONI - PULL HANDLES

 <p>FLORIDA 841C P. 69</p>	 <p>AUSTRALIA 846 P. 70</p>	 <p>VENEZUELA 803 P. 71</p>	 <p>GEORGIA Q. 802K.20 / 25 P. 72</p>
<p><i>Linea</i> MOBILE FORNITURE</p>	 <p>ARGENTINA 805.16 P. 74</p>	 <p>GEORGIA Q. 802K.16 P. 75</p>	
<p><i>Linea</i> KEY</p>	 <p>ECUADOR 850.35 P. 78-79</p>	 <p>JAMAICA 851.35 P. 80-81</p>	 <p>BRASILE 852 P. 82-83</p>
<p><i>Linea</i> SPECIAL OVERSIZE REDUCED</p>	 <p>ARIZONA 800S.40 P. 86</p>	 <p>ARIZONA 810S.40 P. 87</p> <p>INCLINATO SLANTED</p>	 <p>ARIZONA 800.45 P. 88</p>
 <p>ARIZONA 810.45 P. 88</p> <p>INCLINATO SLANTED</p>	 <p>ARIZONA 800.50 P. 89</p>	 <p>TEXAS 831.30 P. 90</p>	 <p>TEXAS 831Z.30 P. 90</p> <p>INCLINATO SLANTED</p>
 <p>COLORADO 841S.4015 P. 91</p>	 <p>OREGON 841Z.4015 P. 91</p> <p>INCLINATO SLANTED</p>	 <p>COLORADO 841S.5020 P. 92</p>	 <p>OREGON 841Z.5020 P. 92</p> <p>INCLINATO SLANTED</p>

MANIGLIONI - PULL HANDLES

 <p>GEORGIA Q. 802K.30 P. 93</p>	 <p>ARIZONA 800.25 P. 94</p>	 <p>INCLINATO SLANTED</p> <p>ARIZONA 810.25 P. 94</p>	 <p>COLORADO 841S P. 95</p>
 <p>INCLINATO SLANTED</p> <p>OREGON 841Z P. 95</p>	 <p>NEVADA 830R.32 P. 96</p>		

MANIGLIE - HANDLES

<p><i>Linea</i></p> <p><u>ROUND</u> <u>SQUARE</u></p>	 <p>SPAGNA 101 P. 104-105</p>	 <p>OLANDA 102 P. 106-107</p>	 <p>SVIZZERA 103 P. 108-109</p>
 <p>NORVEGIA 104 P. 110</p>	 <p>SVEZIA 131 P. 111</p>	 <p>GRECIA 133 P. 112</p>	 <p>FRANCIA 1018 P. 113</p>
 <p>RUSSIA 137 P. 114</p>	 <p>IRLANDA 114ER P. 115</p>	 <p>ISLANDA 110ER P. 116</p>	 <p>DANIMARCA 1068 SQUARE P. 117</p>
 <p>AUSTRIA 102K SQUARE P. 118</p>	 <p>UCRAINA 1019 SQUARE P. 120</p>	 <p>SPAGNA - LEVA Q9 18L28 P. 121</p>	





# INO PROJECT



MANIGLIONI

*PULL HANDLES*

*Linea*

BASIC


**CODICE CODE**  
**AISI 304**

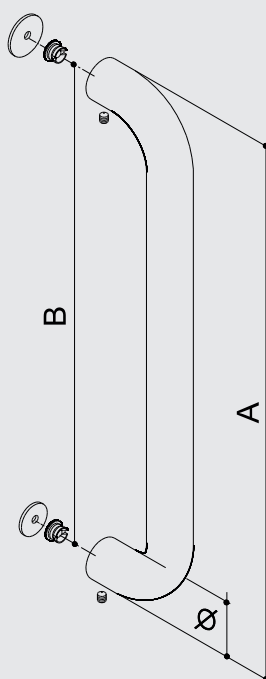
801.32.382.350.60

Ø	A	B	C
32	382	350	82


**CODICE CODE**  
**AISI 316**

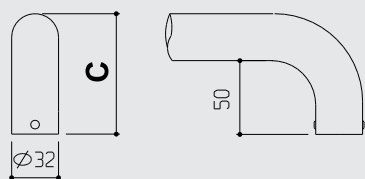
801.32.382.350.62

Ø	A	B	C
32	382	350	82


**MATERIALE**  
**MATERIAL**
**INOX**  
**AISI**  
**304**
**INOX**  
**AISI**  
**316**
**FINITURA**  
**FINISH**
**F60**
**F62**
**INOX SATINATO SATIN S. STEEL**
**ACCESSORI INCLUSI INCLUDED ACCESSORIES**

**BUSSOLE**  
**BOLDS**

**GRANI**  
**GRUB SCREWS**

**GUARNIZIONI**  
**GASKETS**

**FINITURE**  
**A RICHIESTA**  
**FINISHES**  
**ON REQUEST**
**F61**  
**INOX LUCIDO**  
**POLISHED S. STEEL**
**F NO**  
**NERO OPACO RAL 9005**  
**MATT BLACK RAL 9005**
**F BO**  
**BIANCO OPACO RAL 9016**  
**OPAQUE WHITE RAL 9016**
**F BL**  
**BIANCO LUCIDO RAL 9010**  
**GLOSSY WHITE RAL 9010**



CODICE CODE  
AISI 304

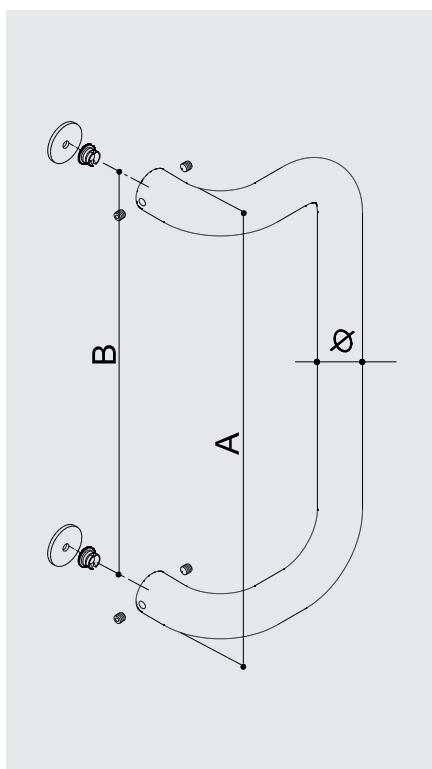
838.32.382.350.60

Ø	A	B	C
32	382	350	82

CODICE CODE  
AISI 316

838.32.382.350.62

Ø	A	B	C
32	382	350	82

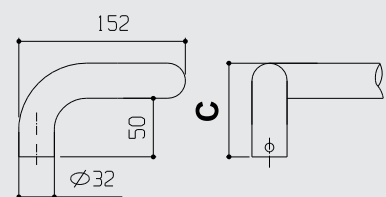
MATERIALE  
MATERIALINOX  
AISI  
304INOX  
AISI  
316FINITURA  
FINISH

F60

F62

INOX SATINATO SATIN S. STEEL

ACCESSORI INCLUSI INCLUDED ACCESSORIES

BUSSOLE  
BOLDSGRANI  
GRUB SCREWSGUARNIZIONI  
GASKETSFINITURE  
A RICHIESTA  
FINISHES  
ON REQUESTF61  
INOX LUCIDO  
POLISHED S. STEELF NO  
NERO OPACO RAL 9005  
MATT BLACK RAL 9005F BO  
BIANCO OPACO RAL 9016  
OPAQUE WHITE RAL 9016F BL  
BIANCO LUCIDO RAL 9010  
GLOSSY WHITE RAL 9010


**CODICE CODE**  
**AISI 304**

839.32.382.350.60

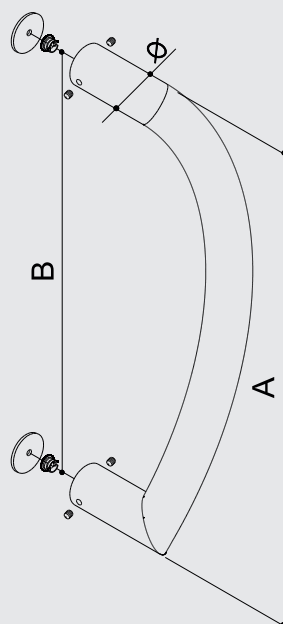
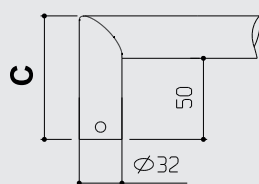
839.32.732.700.60

Ø	A	B	C
32	382	350	82
32	732	700	82


**CODICE CODE**  
**AISI 316**

839.32.382.350.62

Ø	A	B	C
32	382	350	82


**MATERIALE**  
**MATERIAL**
**INOX**  
**AISI**  
**304**
**INOX**  
**AISI**  
**316**
**FINITURA**  
**FINISH**
**F60**
**F62**
**INOX SATINATO SATIN S. STEEL**

**ACCESSORI INCLUSI INCLUDED ACCESSORIES**

**BUSSOLE**  
**BOLDS**

**GRANI**  
**GRUB SCREWS**

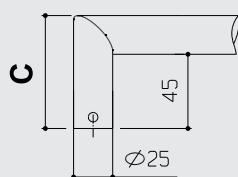
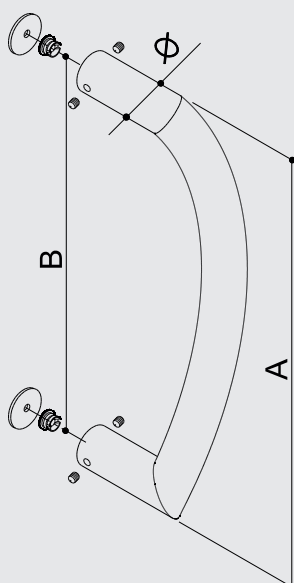
**GUARNIZIONI**  
**GASKETS**
**FINITURE**  
**A RICHIESTA**  
**FINISHES**  
**ON REQUEST**
**F61**  
**INOX LUCIDO**  
**POLISHED S. STEEL**
**F NO**  
**NERO OPACO RAL 9005**  
**MATT BLACK RAL 9005**
**F BO**  
**BIANCO OPACO RAL 9016**  
**OPAQUE WHITE RAL 9016**
**F BL**  
**BIANCO LUCIDO RAL 9010**  
**GLOSSY WHITE RAL 9010**



CODICE CODE  
**AISI 304**

839.25.275.250.60

Ø	A	B	C
25	275	250	70



MATERIALE  
MATERIAL

**INOX**  
**AISI**  
**304**

FINITURA  
FINISH

**F60**

**INOX SATINATO SATIN S. STEEL**

ACCESSORI INCLUSI INCLUDED ACCESSORIES



BUSSOLE  
BOLDS



GRANI  
GRUB SCREWS



GUARNIZIONI  
GASKETS

FINITURE  
A RICHIESTA  
FINISHES  
ON REQUEST

**F61**  
INOX LUCIDO  
POLISHED S. STEEL

**F NO**  
NERO OPACO RAL 9005  
MATT BLACK RAL 9005

**F BO**  
BIANCO OPACO RAL 9016  
OPAQUE WHITE RAL 9016

**F BL**  
BIANCO LUCIDO RAL 9010  
GLOSSY WHITE RAL 9010

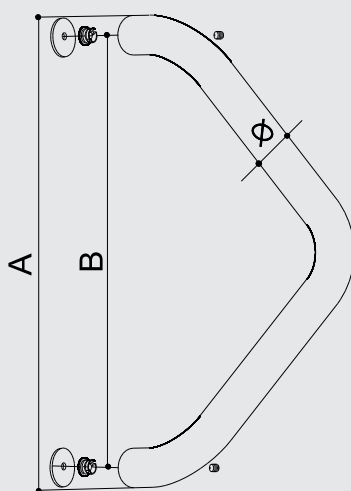




CODICE CODE  
AISI 304

814T.32.382.350.60

Ø	A	B	C
32	382	350	82



MATERIALE  
MATERIAL

**INOX**  
**AISI**  
**304**

FINITURA  
FINISH

**F60**

INOX SATINATO SATIN S. STEEL

ACCESSORI INCLUSI INCLUDED ACCESSORIES



BUSSOLE  
BOLDS

GRANI  
GRUB SCREWS

GUARNIZIONI  
GASKETS

FINITURE  
A RICHIESTA  
FINISHES  
ON REQUEST

**F61**  
INOX LUCIDO  
POLISHED S. STEEL

**F NO**  
NERO OPACO RAL 9005  
MATT BLACK RAL 9005

**F BO**  
BIANCO OPACO RAL 9016  
OPAQUE WHITE RAL 9016

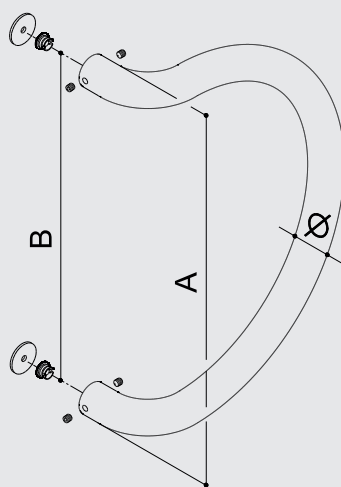
**F BL**  
BIANCO LUCIDO RAL 9010  
GLOSSY WHITE RAL 9010



CODICE CODE  
**AISI 304**

816T.32.382.350.60

Ø	A	B	C
32	382	350	85



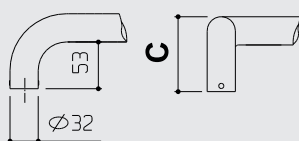
MATERIALE  
MATERIAL

**INOX**  
**AISI**  
**304**

FINITURA  
FINISH

**F60**

INOX SATINATO SATIN S. STEEL



ACCESSORI INCLUSI INCLUDED ACCESSORIES



BUSSOLE  
BOLDS



GRANI  
GRUB SCREWS



GUARNIZIONI  
GASKETS

FINITURE  
A RICHIESTA  
FINISHES  
ON REQUEST

**F61**  
INOX LUCIDO  
POLISHED S. STEEL

**F NO**  
NERO OPACO RAL 9005  
MATT BLACK RAL 9005

**F BO**  
BIANCO OPACO RAL 9016  
OPAQUE WHITE RAL 9016

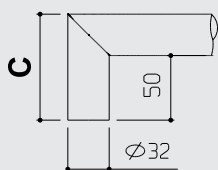
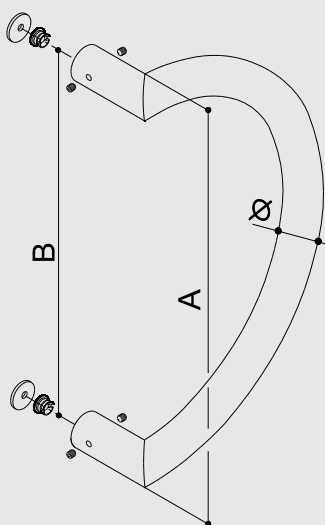
**F BL**  
BIANCO LUCIDO RAL 9010  
GLOSSY WHITE RAL 9010



CODICE CODE  
**AISI 304**

816.32.382.350.60

Ø	A	B	C
32	382	350	82



MATERIALE  
MATERIAL

**INOX**  
**AISI**  
**304**

FINITURA  
FINISH

**F60**

**INOX SATINATO SATIN S. STEEL**

ACCESSORI INCLUSI INCLUDED ACCESSORIES



BUSSOLE  
BOLDS



GRANI  
GRUB SCREWS



GUARNIZIONI  
GASKETS



CODICE CODE  
**AISI 304**

817.32.575.500.60  
 817.32.780.700.60

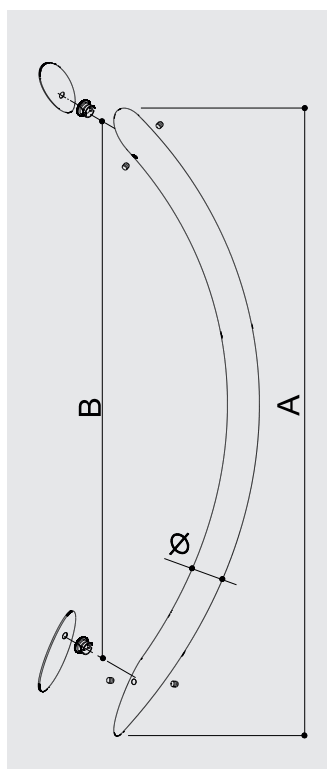
Ø	A	B	C
32	575	500	85
32	780	700	92



CODICE CODE  
**AISI 316**

817.32.575.500.62  
 817.32.780.700.62

Ø	A	B	C
32	575	500	85
32	780	700	92



MATERIALE  
 MATERIAL

**INOX**  
**AISI**  
**304**

**INOX**  
**AISI**  
**316**

FINITURA  
 FINISH

**F60**

**F62**

**INOX SATINATO SATIN S. STEEL**

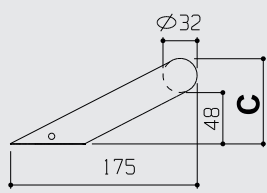
ACCESSORI INCLUSI INCLUDED ACCESSORIES



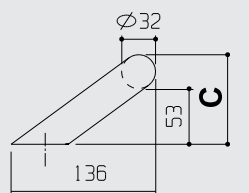
BUSSOLE  
 BOLDS

GRANI  
 GRUB SCREWS

GUARNIZIONI  
 GASKETS



817.32.575.500



817.32780.700

FINITURE  
 A RICHIESTA  
 FINISHES  
 ON REQUEST

**F61**  
 INOX LUCIDO  
 POLISHED S. STEEL

**F NO**  
 NERO OPACO RAL 9005  
 MATT BLACK RAL 9005

**F BO**  
 BIANCO OPACO RAL 9016  
 OPAQUE WHITE RAL 9016

**F BL**  
 BIANCO LUCIDO RAL 9010  
 GLOSSY WHITE RAL 9010





CODICE CODE  
**AISI 304**

840.370.350.60  
 840.820.800.60



**A**

**B**

**C**

40x20

370

350

70

40x20

820

800

70

CODICE CODE  
**AISI 316**

840.370.350.62



**A**

**B**

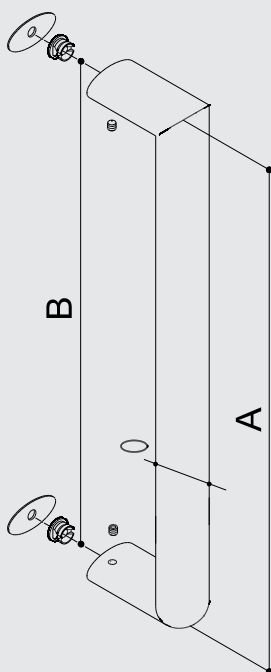
**C**

40x20

370

350

70



MATERIALE  
 MATERIAL

**INOX**  
**AISI**  
**304**

**INOX**  
**AISI**  
**316**

FINITURA  
 FINISH

**F60**

**F62**

**INOX SATINATO SATIN S. STEEL**

ACCESSORI INCLUSI INCLUDED ACCESSORIES



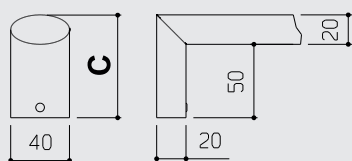
BUSSOLE  
 BOLDS



GRANI  
 GRUB SCREWS



GUARNIZIONI  
 GASKETS



FINITURE  
 A RICHIESTA  
 FINISHES  
 ON REQUEST

**F61**  
 INOX LUCIDO  
 POLISHED S. STEEL

**F NO**  
 NERO OPACO RAL 9005  
 MATT BLACK RAL 9005

**F BO**  
 BIANCO OPACO RAL 9016  
 OPAQUE WHITE RAL 9016

**F BL**  
 BIANCO LUCIDO RAL 9010  
 GLOSSY WHITE RAL 9010



CODICE CODE  
**AISI 304**

880.280.250.60

-	A	B	C
-	280	250	67

CODICE CODE  
**AISI 304**

880.280.250.18

-	A	B	C
-	280	250	67

PVD



MATERIALE  
MATERIAL

**INOX**  
**AISI**  
**304**

FINITURA  
FINISH

**F60**

**INOX SATINATO SATIN S. STEEL**

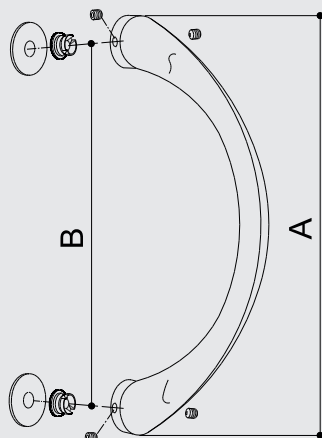
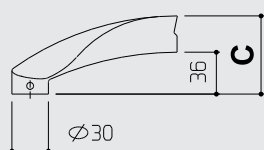
ACCESSORI INCLUSI INCLUDED ACCESSORIES



BUSSOLE  
BOLDS

GRANI  
GRUB SCREWS

GUARNIZIONI  
GASKETS



FINITURE  
A RICHIESTA  
FINISHES  
ON REQUEST

**F61**  
INOX LUCIDO  
POLISHED S. STEEL

**F NO**  
NERO OPACO RAL 9005  
MATT BLACK RAL 9005

**F BO**  
BIANCO OPACO RAL 9016  
OPAQUE WHITE RAL 9016


**F BL**  
BIANCO LUCIDO RAL 9010  
GLOSSY WHITE RAL 9010



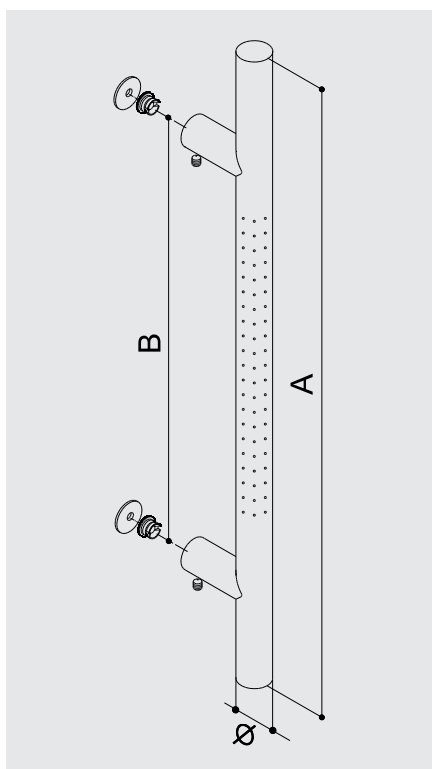
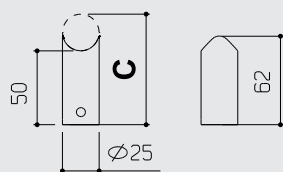
CODICE CODE  
**AISI 304**

800P.25.500.350.60

Ø	A	B	C
25	500	350	75



SUPPORTI DIRITTI  
 STRAIGHT SUPPORTS



MATERIALE  
 MATERIAL

**INOX**  
**AISI**  
**304**

FINITURA  
 FINISH

**F60**

INOX SATINATO SATIN S. STEEL

ACCESSORI INCLUSI INCLUDED ACCESSORIES



BUSSOLE  
 BOLDS



GRANI  
 GRUB SCREWS



GUARNIZIONI  
 GASKETS

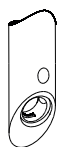




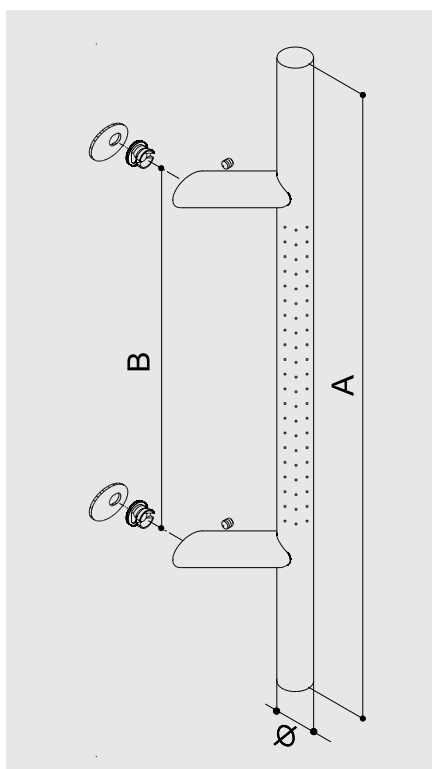
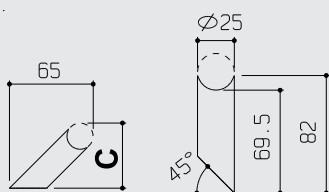
CODICE CODE  
**AISI 304**

810P.25.500.350.60

Ø	A	B	C
25	500	350	78



SUPPORTI INCLINATI  
SLANTED SUPPORTS



MATERIALE  
MATERIAL

**INOX  
AISI  
304**

FINITURA  
FINISH

**F60**

INOX SATINATO SATIN S. STEEL

ACCESSORI INCLUSI INCLUDED ACCESSORIES



BUSSOLE  
BOLDS

GRANI  
GRUB SCREWS

GUARNIZIONI  
GASKETS

FINITURE  
A RICHIESTA  
FINISHES  
ON REQUEST

**F61**  
INOX LUCIDO  
POLISHED S. STEEL

**F NO**  
NERO OPACO RAL 9005  
MATT BLACK RAL 9005

**F BO**  
BIANCO OPACO RAL 9016  
OPAQUE WHITE RAL 9016

**F BL**  
BIANCO LUCIDO RAL 9010  
GLOSSY WHITE RAL 9010

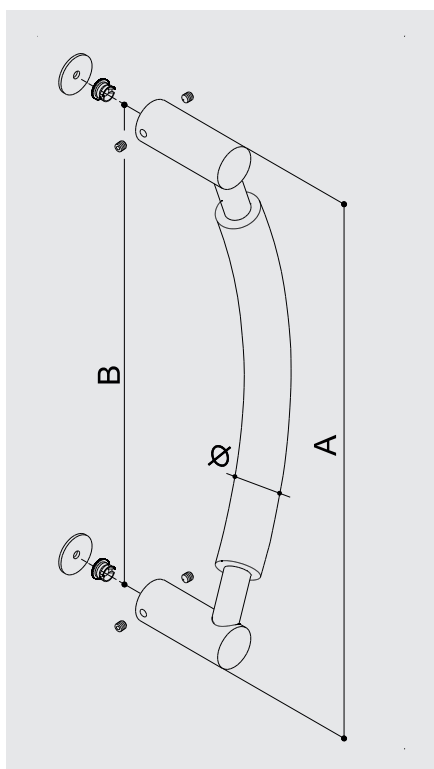
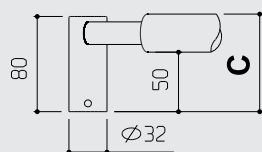


CODICE CODE  
**AISI 304**

849V.30.432.400.63

849V.30.532.500.63

Ø	A	B	C
30	432	400	82
30	532	500	82



MATERIALE  
MATERIAL

**INOX**  
**AISI**  
**304**

FINITURA  
FINISH

**F63**

**INOX SATINATO/INOX LUCIDO**  
**SATIN S. STEEL/POLISHED S. STEEL**

ACCESSORI INCLUSI INCLUDED ACCESSORIES



BUSSOLE  
BOLDS



GRANI  
GRUB SCREWS



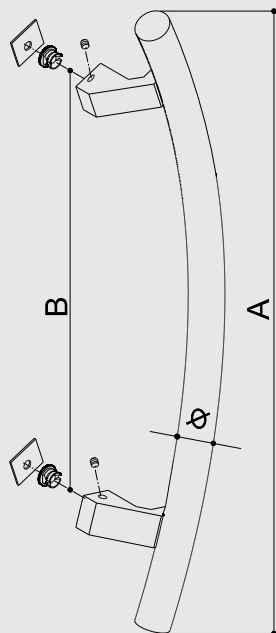
GUARNIZIONI  
GASKETS



CODICE CODE  
**AISI 304**

849L.25.450.350.63

Ø	A	B	C
25	450	350	65



MATERIALE  
MATERIAL

**INOX**  
**AISI**  
**304**

FINITURA  
FINISH

**F63**

**INOX SATINATO/INOX LUCIDO**  
**SATIN S. STEEL/POLISHED S. STEEL**

ACCESSORI INCLUSI INCLUDED ACCESSORIES



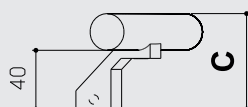
BUSSOLE  
BOLDS



GRANI  
GRUB SCREWS



GUARNIZIONI  
GASKETS



FINITURE  
A RICHIESTA  
FINISHES  
ON REQUEST

**F61**  
INOX LUCIDO  
POLISHED S. STEEL

**F NO**  
NERO OPACO RAL 9005  
MATT BLACK RAL 9005

**F BO**  
BIANCO OPACO RAL 9016  
OPAQUE WHITE RAL 9016

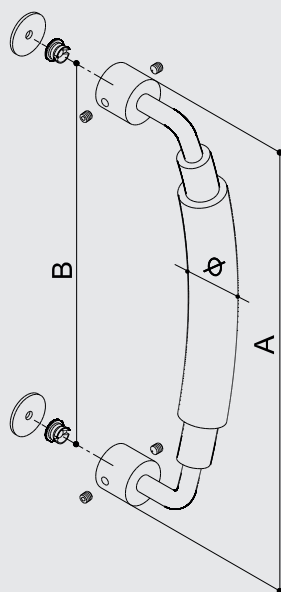
**F BL**  
BIANCO LUCIDO RAL 9010  
GLOSSY WHITE RAL 9010



CODICE CODE  
**AISI 304**

849.30.330.300.63  
 849.30.430.400.63  
 849.30.590.560.63

Ø	A	B	C
32	330	300	78
32	430	400	78
32	590	560	78



MATERIALE  
 MATERIAL

**INOX**  
**AISI**  
**304**

FINITURA  
 FINISH

**F63**

**INOX SATINATO/INOX LUCIDO**  
**SATIN S. STEEL/POLISHED S. STEEL**

ACCESSORI INCLUSI INCLUDED ACCESSORIES



BUSSOLE  
 BOLDS



GRANI  
 GRUB SCREWS



GUARNIZIONI  
 GASKETS

FINITURE  
 A RICHIESTA  
 FINISHES  
 ON REQUEST

**F61**  
 INOX LUCIDO  
 POLISHED S. STEEL

**F NO**  
 NERO OPACO RAL 9005  
 MATT BLACK RAL 9005

**F BO**  
 BIANCO OPACO RAL 9016  
 OPAQUE WHITE RAL 9016

**F BL**  
 BIANCO LUCIDO RAL 9010  
 GLOSSY WHITE RAL 9010





 **fimet**<sup>®</sup>  
Bianchi Vittore





# INOX PROJECT


MANIGLIONI

*PULL HANDLES*



*Linea*

ROUND


**COPPIA PAIR**

 CODICE CODE  
**AISI 304**

842.32.1232.1200.60

Ø	A	B	C
32	1232	1200	84

**SINGOLO DESTRO SINGLE RIGHT**

 CODICE CODE  
**AISI 304**

842.32.1232.1200D.60

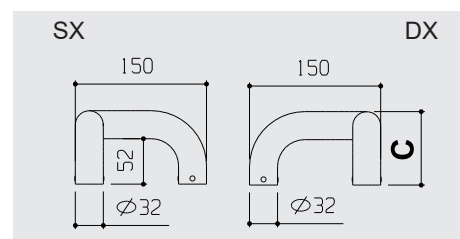
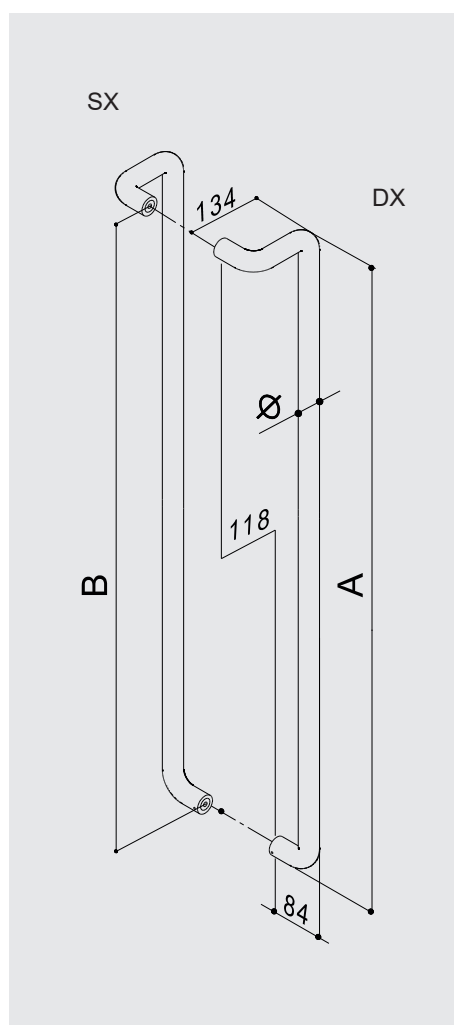
Ø	A	B	C
32	1232	1200	84

**SINGOLO SINISTRO SINGLE LEFT**

 CODICE CODE  
**AISI 304**

842.32.1232.1200S.60

Ø	A	B	C
32	1232	1200	84


 MATERIALE  
 MATERIAL

**INOX**  
**AISI**  
**304**

 FINITURA  
 FINISH

**F60**
**INOX SATINATO SATIN S. STEEL**
**ACCESSORI INCLUSI INCLUDED ACCESSORIES**

 BUSSOLE  
 BOLDS

 GRANI  
 GRUB SCREWS

 GUARNIZIONI  
 GASKETS

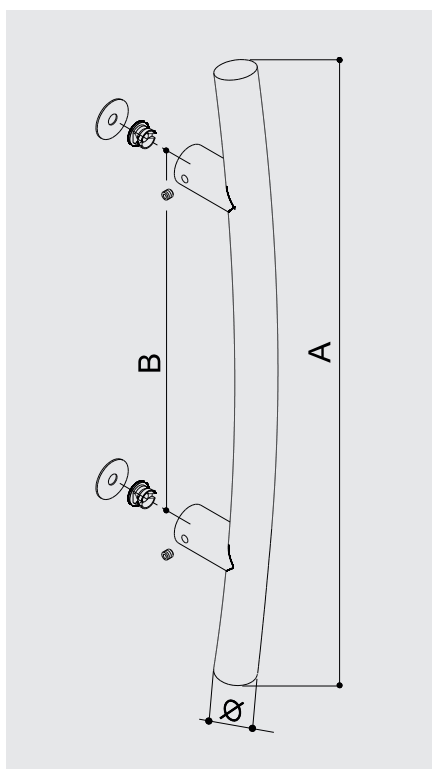
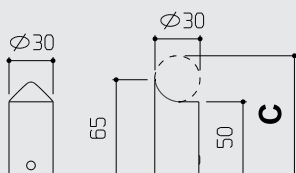



 CODICE CODE  
**AISI 304**

 820.30.500.300.60  
 820.30.700.500.60  
 820.30.1000.800.60

Ø	A	B	C
30	500	300	80
30	700	500	80
30	1000	800	80

RAGGIO FISSO 1100


 SUPPORTI DIRITTI  
 STRAIGHT SUPPORTS

 MATERIALE  
 MATERIAL

**INOX**  
**AISI**  
**304**

 FINITURA  
 FINISH

**F60**

INOX SATINATO SATIN S. STEEL

ACCESSORI INCLUSI INCLUDED ACCESSORIES


 BUSSOLE  
 BOLDS

 GRANI  
 GRUB SCREWS

 GUARNIZIONI  
 GASKETS

 FINITURE  
 A RICHIESTA  
 FINISHES  
 ON REQUEST

**F61**  
 INOX LUCIDO  
 POLISHED S. STEEL

**F NO**  
 NERO OPACO RAL 9005  
 MATT BLACK RAL 9005

**F BO**  
 BIANCO OPACO RAL 9016  
 OPAQUE WHITE RAL 9016

**F BL**  
 BIANCO LUCIDO RAL 9010  
 GLOSSY WHITE RAL 9010


**CODICE CODE**  
**AISI 304**

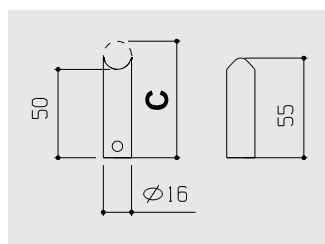
800.16.500.300.60  
800.16.700.500.60

Ø	A	B	C
16	500	300	66
16	700	500	66

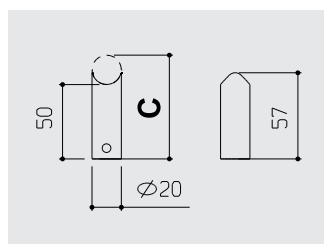
**CODICE CODE**  
**AISI 304**

800.20.300.200.60  
800.20.500.300.60  
800.20.700.500.60  
800.20.800.600.60  
800.20.1200.900.60  
800.20.1600.1300.60

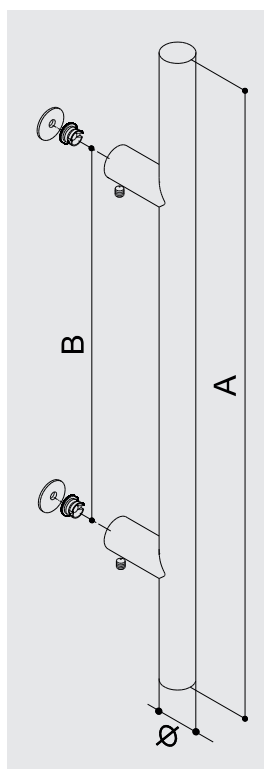
Ø	A	B	C
20	300	200	70
20	500	300	70
20	700	500	70
20	800	600	70
20	1200	900	70
20	1600	1300	70


**SUPPORTI DIRITTI**  
**STRAIGHT SUPPORTS**


800.16




800.20


**MATERIALE**  
**MATERIAL**
**INOX**  
**AISI**  
**304**
**FINITURA**  
**FINISH**
**F60**
**INOX SATINATO SATIN S. STEEL**
**ACCESSORI INCLUSI INCLUDED ACCESSORIES**

**BUSSOLE**  
**BOLDS**

**GRANI**  
**GRUB SCREWS**

**GUARNIZIONI**  
**GASKETS**

**SU MISURA**
**LUNGHEZZA E INTERASSE**  
**CON 2 O PIÙ SUPPORTI FINO A 3500 mm**
**CUSTOMIZED**
**LENGTH AND WHEELBASE**  
**WITH 2 OR MORE SUPPORTS TILL 3500 mm**
**FINITURE e**  
**MATERIALE A**  
**RICHIESTA**  
**FINISHES AND**  
**MATERIAL ON**  
**REQUEST**
**F62**  
**INOX SATINATO**  
**SATIN S. STEEL**

**F61**  
**INOX LUCIDO**  
**POLISHED S. STEEL**

**F NO**  
**NERO OPACO RAL 9005**  
**MATT BLACK RAL 9005**

**F BO**  
**BIANCO OPACO RAL 9016**  
**OPAQUE WHITE RAL 9016**

**F BL**  
**BIANCO LUCIDO RAL 9010**  
**GLOSSY WHITE RAL 9010**



**CODICE CODE**  
**AISI 304**

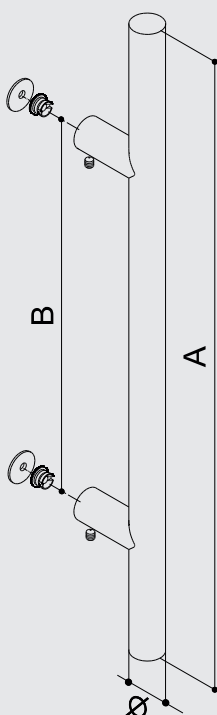
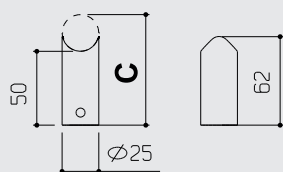
800.25.300.200.60
800.25.400.300.60
800.25.500.300.60
800.25.600.400.60
800.25.700.500.60
800.25.800.600.60
800.25.1000.700.60
800.25.1200.900.60
800.25.1600.1300.60

Ø	A	B	C
25	300	200	75
25	400	300	75
25	500	300	75
25	600	400	75
25	700	500	75
25	800	600	75
25	1000	700	75
25	1200	900	75
25	1600	1300	75

**CODICE CODE**  
**AISI 316**


800.25.500.300.62
800.25.700.500.62
800.25.1200.900.62

Ø	A	B	C
25	500	300	75
25	700	500	75
25	1200	900	75


**SUPPORTI DIRITTI**  
**STRAIGHT SUPPORTS**

**MATERIALE**  
**MATERIAL**
**INOX**  
**AISI**  
**304**
**INOX**  
**AISI**  
**316**
**FINITURA**  
**FINISH**
**F60**
**F62**
**INOX SATINATO SATIN S. STEEL**
**ACCESSORI INCLUSI INCLUDED ACCESSORIES**

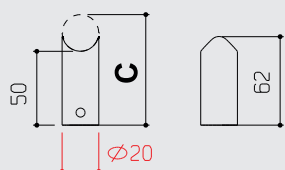
**BUSSOLE**  
**BOLDS**

**GRANI**  
**GRUB SCREWS**

**GUARNIZIONI**  
**GASKETS**

**SU MISURA**
**LUNGHEZZA E INTERASSE**  
**CON 2 O PIÙ SUPPORTI FINO A 3500 mm**
**CUSTOMIZED**
**LENGTH AND WHEELBASE**  
**WITH 2 OR MORE SUPPORTS TILL 3500 mm**
**FINITURE**  
**A RICHIESTA**  
**FINISHES**  
**ON REQUEST**
**F61**  
**INOX LUCIDO**  
**POLISHED S. STEEL**
**F NO**  
**NERO OPACO RAL 9005**  
**MATT BLACK RAL 9005**
**F BO**  
**BIANCO OPACO RAL 9016**  
**OPAQUE WHITE RAL 9016**
**F BL**  
**BIANCO LUCIDO RAL 9010**  
**GLOSSY WHITE RAL 9010**



SUPPORTI DIRITTI  
STRAIGHT SUPPORTS



CODICE CODE  
**AISI 304**

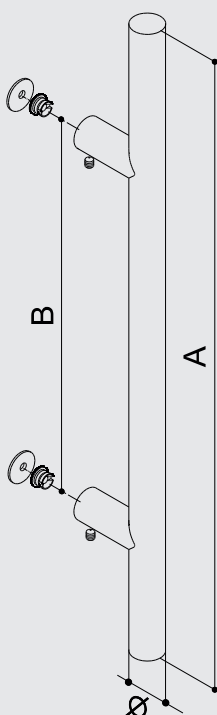
800.25.300.200.60.FR
800.25.400.300.60.FR
800.25.500.300.60.FR
800.25.600.400.60.FR
800.25.700.500.60.FR
800.25.800.600.60.FR
800.25.1000.700.60.FR
800.25.1200.900.60.FR
800.25.1600.1300.60.FR

Ø	A	B	C
25	300	200	75
25	400	300	75
25	500	300	75
25	600	400	75
25	700	500	75
25	800	600	75
25	1000	700	75
25	1200	900	75
25	1600	1300	75

CODICE CODE  
**AISI 316**

800.25.500.300.62.FR
800.25.700.500.62.FR
800.25.1200.900.62.FR

Ø	A	B	C
25	500	300	75
25	700	500	75
25	1200	900	75



MATERIALE MATERIAL  
**INOX AISI 304** **INOX AISI 316**

FINITURA FINISH  
**F60 F62**

**INOX SATINATO SATIN S. STEEL**

ACCESSORI INCLUSI INCLUDED ACCESSORIES



BUSSOLE  
BOLDS

GRANI  
GRUB SCREWS

GUARNIZIONI  
GASKETS

**SU MISURA**  
LUNGHEZZA E INTERASSE  
CON 2 O PIÙ SUPPORTI FINO A 3500 mm  
**CUSTOMIZED**  
LENGTH AND WHEELBASE  
WITH 2 OR MORE SUPPORTS TILL 3500 mm



\* Maniglione con 3 supporti \* Pull handle with 3 supports



CODICE CODE  
**AISI 304**

	Ø	A	B	C
800.30.300.210.60	30	300	210	80
800.30.400.300.60	30	400	300	80
800.30.500.300.60	30	500	300	80
800.30.500.350.60	30	500	350	80
800.30.600.400.60	30	600	400	80
800.30.700.500.60	30	700	500	80
800.30.800.600.60	30	800	600	80
800.30.1000.700.60	30	1000	700	80
800.30.1200.900.60	30	1200	900	80
800.30.1200.1000.60	30	1200	1000	80
800.30.1500.1300.60	30	1500	1300	80
800.30.1600.1300.60	30	1600	1300	80
800.30.1800.1500.60	30	1800	1500	80
800.30.2000.1800.60	30	2000	1800	80
800.30.1600.1300.3S.60*	30	1600	1300	80
800.30.1800.1500.3S.60*	30	1800	1500	80
800.30.2000.1800.3S.60*	30	2000	1800	80

CODICE CODE  
**AISI 316**

	Ø	A	B	C
800.30.500.300.62	30	500	300	80
800.30.700.500.62	30	700	500	80
800.30.1200.900.62	30	1200	900	80

MATERIALE  
 MATERIAL

**INOX**  
**AISI**  
**304**

**INOX**  
**AISI**  
**316**

FINITURA  
 FINISH

**F60**

**F62**

**INOX SATINATO SATIN S. STEEL**

ACCESSORI INCLUSI INCLUDED ACCESSORIES



BUSSOLE  
 BOLDS



GRANI  
 GRUB SCREWS



GUARNIZIONI  
 GASKETS

**SU MISURA**

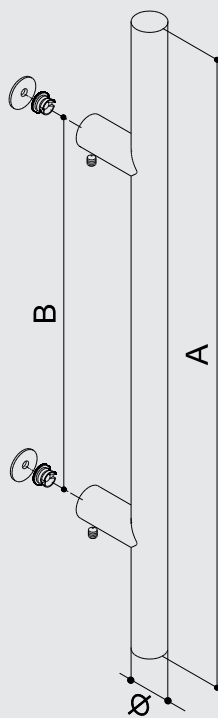
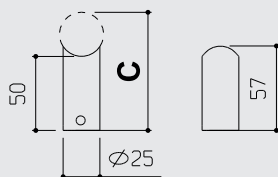
LUNGHEZZA E INTERASSE  
 CON 2 O PIÙ SUPPORTI FINO A 3500 mm

**CUSTOMIZED**

LENGTH AND WHEELBASE  
 WITH 2 OR MORE SUPPORTS TILL 3500 mm



SUPPORTI DIRITTI  
 STRAIGHT SUPPORTS



FINITURE  
 A RICHIESTA  
 FINISHES  
 ON REQUEST

**F61**  
 INOX LUCIDO  
 POLISHED S. STEEL

**F NO**  
 NERO OPACO RAL 9005  
 MATT BLACK RAL 9005

**F BO**  
 BIANCO OPACO RAL 9016  
 OPAQUE WHITE RAL 9016

**F BL**  
 BIANCO LUCIDO RAL 9010  
 GLOSSY WHITE RAL 9010


**CODICE CODE**  
**AISI 304**

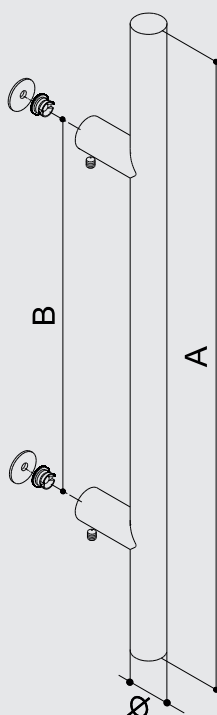
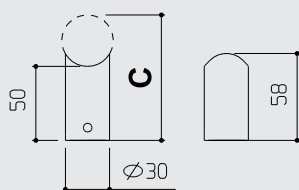
800.35.700.500.60  
800.35.720.550.60  
800.35.1000.700.60  
800.35.1500.1300.60  
800.35.1800.1500.60

Ø	A	B	C
35	700	500	85
35	720	550	85
35	1000	700	85
35	1500	1300	85
35	1800	1500	85

**CODICE CODE**  
**AISI 316**


800.35.700.500.62  
800.35.1000.700.62  
800.35.1500.1300.62  
800.35.1800.1500.62

Ø	A	B	C
35	700	500	85
35	1000	700	85
35	1500	1300	85
35	1800	1500	85


**SUPPORTI DIRITTI**  
**STRAIGHT SUPPORTS**

**MATERIALE**  
**MATERIAL**
**INOX**  
**AISI**  
**304**
**INOX**  
**AISI**  
**316**
**FINITURA**  
**FINISH**
**F60**
**F62**
**INOX SATINATO SATIN S. STEEL**
**ACCESSORI INCLUSI INCLUDED ACCESSORIES**

**BUSSOLE**  
**BOLDS**

**GRANI**  
**GRUB SCREWS**

**GUARNIZIONI**  
**GASKETS**

**SU MISURA**
**LUNGHEZZA E INTERASSE**  
**CON 2 O PIÙ SUPPORTI FINO A 3500 mm**
**CUSTOMIZED**
**LENGTH AND WHEELBASE**  
**WITH 2 OR MORE SUPPORTS TILL 3500 mm**


 CODICE CODE  
**AISI 304**

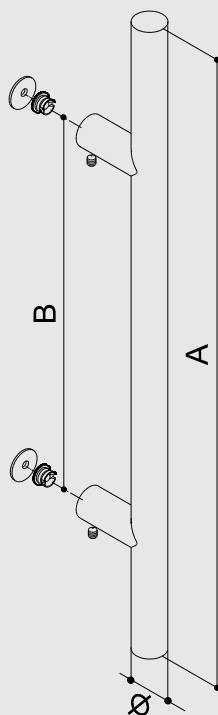
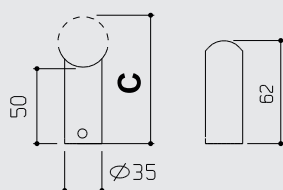
 800.40.700.500.60  
 800.40.1000.700.60  
 800.40.1500.1300.60  
 800.40.1800.1500.60

Ø	A	B	C
40	700	500	90
40	1000	700	90
40	1500	1300	90
40	1800	1500	90

 CODICE CODE  
**AISI 316**

 800.40.700.500.62  
 800.40.1000.700.62  
 800.40.1500.1300.62  
 800.40.1800.1500.62

Ø	A	B	C
40	700	500	90
40	1000	700	90
40	1500	1300	90
40	1800	1500	90


 SUPPORTI DIRITTI  
 STRAIGHT SUPPORTS

 MATERIALE  
 MATERIAL

**INOX**  
**AISI**  
**304**
**INOX**  
**AISI**  
**316**

 FINITURA  
 FINISH

**F60**
**F62**
**INOX SATINATO SATIN S. STEEL**

ACCESSORI INCLUSI INCLUDED ACCESSORIES


 BUSSOLE  
 BOLDS

 GRANI  
 GRUB SCREWS

 GUARNIZIONI  
 GASKETS

**SU MISURA**  
 LUNGHEZZA E INTERASSE  
 CON 2 O PIÙ SUPPORTI FINO A 3500 mm

**CUSTOMIZED**  
 LENGTH AND WHEELBASE  
 WITH 2 OR MORE SUPPORTS TILL 3500 mm

 FINITURE  
 A RICHIESTA  
 FINISHES  
 ON REQUEST

**F61**  
 INOX LUCIDO  
 POLISHED S. STEEL

**F NO**  
 NERO OPACO RAL 9005  
 MATT BLACK RAL 9005

**F BO**  
 BIANCO OPACO RAL 9016  
 OPAQUE WHITE RAL 9016

**F BL**  
 BIANCO LUCIDO RAL 9010  
 GLOSSY WHITE RAL 9010


**CODICE CODE**  
**AISI 304**

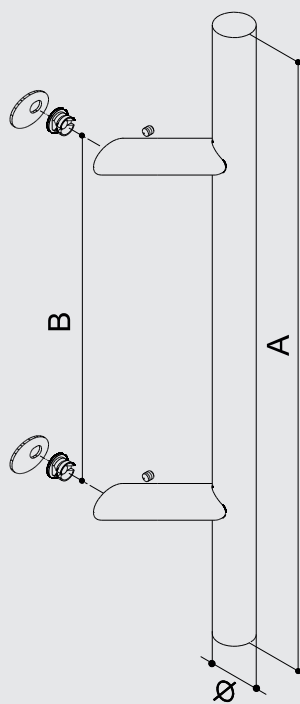
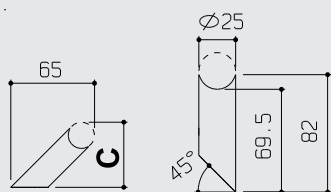
810.25.500.300.60
810.25.700.500.60
810.25.800.600.60
810.25.1000.700.60
810.25.1200.900.60

Ø	A	B	C
25	500	300	78
25	700	500	78
25	800	600	78
25	1000	700	78
25	1200	900	78

**CODICE CODE**  
**AISI 316**

810.25.500.300.62
810.25.700.500.62
810.25.1200.900.62

Ø	A	B	C
25	500	300	78
25	700	500	78
25	1200	900	78


**SUPPORTI INCLINATI**  
**SLANTED SUPPORTS**

**MATERIALE**  
**MATERIAL**
**INOX**  
**AISI**  
**304**
**INOX**  
**AISI**  
**316**
**FINITURA**  
**FINISH**
**F60**
**F62**
**INOX SATINATO SATIN S. STEEL**
**ACCESSORI INCLUSI INCLUDED ACCESSORIES**

**BUSSOLE**  
**BOLDS**
**GRANI**  
**GRUB SCREWS**
**GUARNIZIONI**  
**GASKETS**
**SU MISURA**
**LUNGHEZZA E INTERASSE**  
**CON 2 O PIÙ SUPPORTI FINO A 3500 mm**
**CUSTOMIZED**
**LENGTH AND WHEELBASE**  
**WITH 2 OR MORE SUPPORTS TILL 3500 mm**
**FINITURE**  
**A RICHIESTA**  
**FINISHES**  
**ON REQUEST**
**F61**  
**INOX LUCIDO**  
**POLISHED S. STEEL**
**F NO**  
**NERO OPACO RAL 9005**  
**MATT BLACK RAL 9005**
**F BO**  
**BIANCO OPACO RAL 9016**  
**OPAQUE WHITE RAL 9016**
**F BL**  
**BIANCO LUCIDO RAL 9010**  
**GLOSSY WHITE RAL 9010**



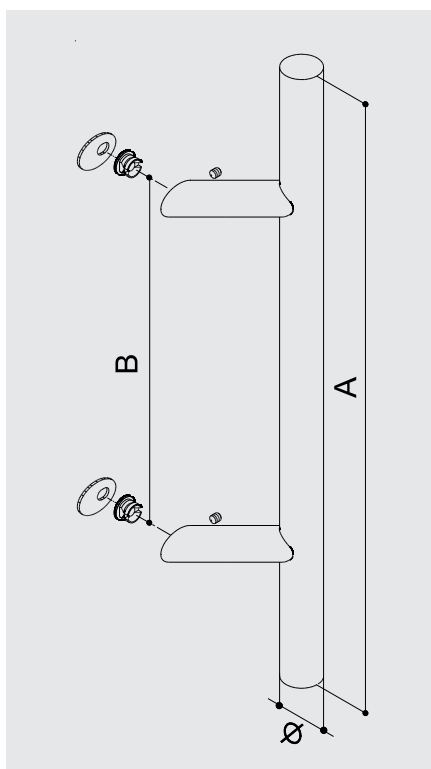
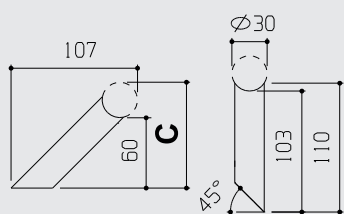
\* Maniglione con 3 supporti \* Pull handle with 3 supports

CODICE CODE AISI 304	Ø	A	B	C
810.30.300.210.60	30	300	210	90
810.30.400.300.60	30	400	300	90
810.30.500.300.60	30	500	300	90
810.30.500.350.60	30	500	350	90
810.30.600.400.60	30	600	400	90
810.30.700.500.60	30	700	500	90
810.30.800.600.60	30	800	600	90
810.30.1000.700.60	30	1000	700	90
810.30.1200.900.60	30	1200	900	90
810.30.1200.1000.60	30	1200	1000	90
810.30.1500.1300.60	30	1500	1300	90
810.30.1600.1300.60	30	1600	1300	90
810.30.1800.1500.60	30	1800	1500	90
810.30.2000.1800.60	30	2000	1800	90
810.30.1600.1300.3S.60*	30	1600	1300	90
810.30.1800.1500.3S.60*	30	1800	1500	90
810.30.2000.1800.3S.60*	30	2000	1800	90

CODICE CODE AISI 316	Ø	A	B	C
810.30.500.300.62	30	500	300	90
810.30.700.500.62	30	700	500	90
810.30.1200.900.62	30	1200	900	90



SUPPORTI INCLINATI  
SLANTED SUPPORTS



MATERIALE MATERIAL  
**INOX AISI 304** **INOX AISI 316**

FINITURA FINISH  
**F60** **F62**

INOX SATINATO SATIN S. STEEL

ACCESSORI INCLUSI INCLUDED ACCESSORIES



BUSSOLE  
BOLDS

GRANI  
GRUB SCREWS

GUARNIZIONI  
GASKETS



**SU MISURA**  
LUNGHEZZA E INTERASSE  
CON 2 O PIÙ SUPPORTI FINO A 3500 mm

**CUSTOMIZED**  
LENGTH AND WHEELBASE  
WITH 2 OR MORE SUPPORTS TILL 3500 mm

FINITURE  
A RICHIESTA  
FINISHES  
ON REQUEST

**F61**  
INOX LUCIDO  
POLISHED S. STEEL

**F NO**  
NERO OPACO RAL 9005  
MATT BLACK RAL 9005

**F BO**  
BIANCO OPACO RAL 9016  
OPAQUE WHITE RAL 9016

**F BL**  
BIANCO LUCIDO RAL 9010  
GLOSSY WHITE RAL 9010


**CODICE CODE**  
**AISI 304**

810.35.700.500.60
810.35.720.550.60
810.35.1000.700.60
810.35.1500.1300.60
810.35.1800.1500.60

Ø	A	B	C
35	700	500	90
35	720	550	90
35	1000	700	90
35	1500	1300	90
35	1800	1500	90

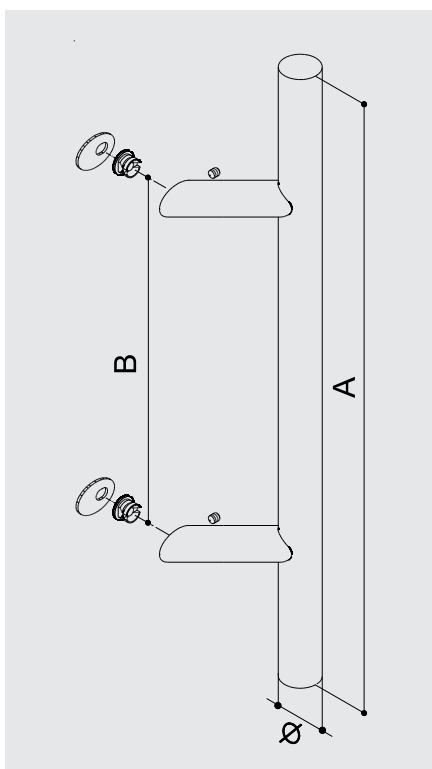
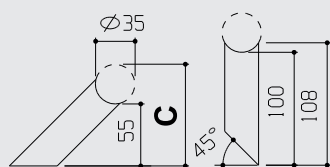
**CODICE CODE**  
**AISI 316**

810.35.700.500.62
810.35.1000.700.62
810.35.1500.1300.62
810.35.1800.1500.62

Ø	A	B	C
35	700	500	90
35	1000	700	90
35	1500	1300	90
35	1800	1500	90



SUPPORTI INCLINATI  
SLANTED SUPPORTS



MATERIALE  
MATERIAL

**INOX**  
**AISI**  
**304**

**INOX**  
**AISI**  
**316**

FINITURA  
FINISH

**F60**

**F62**

INOX SATINATO SATIN S. STEEL

ACCESSORI INCLUSI INCLUDED ACCESSORIES



BUSSOLE  
BOLDS

GRANI  
GRUB SCREWS

GUARNIZIONI  
GASKETS



**SU MISURA**

LUNGHEZZA E INTERASSE  
CON 2 O PIÙ SUPPORTI FINO A 3500 mm

**CUSTOMIZED**

LENGTH AND WHEELBASE  
WITH 2 OR MORE SUPPORTS TILL 3500 mm

FINITURE  
A RICHIESTA  
FINISHES  
ON REQUEST

**F61**  
INOX LUCIDO  
POLISHED S. STEEL

**F NO**  
NERO OPACO RAL 9005  
MATT BLACK RAL 9005

**F BO**  
BIANCO OPACO RAL 9016  
OPAQUE WHITE RAL 9016

**F BL**  
BIANCO LUCIDO RAL 9010  
GLOSSY WHITE RAL 9010



CODICE CODE  
**AISI 304**

810.40.700.500.60  
 810.40.1000.700.60  
 810.40.1500.1300.60  
 810.40.1800.1500.60

Ø	A	B	C
40	700	500	92
40	1000	700	92
40	1500	1300	92
40	1800	1500	92

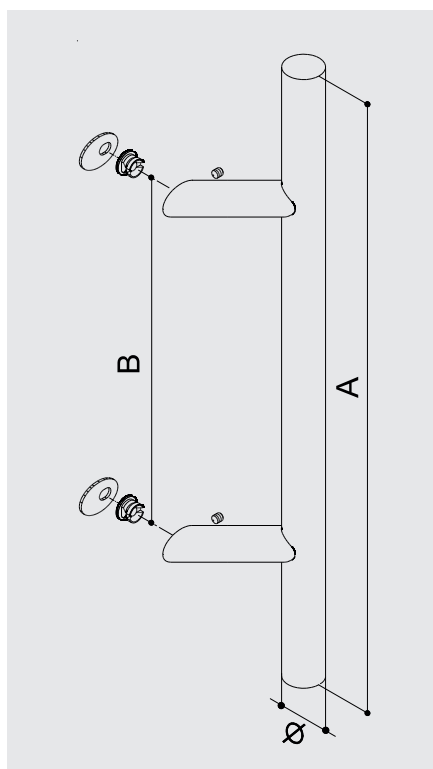

CODICE CODE  
**AISI 316**

810.40.700.500.62  
 810.40.1000.700.62  
 810.40.1500.1300.62  
 810.40.1800.1500.62

Ø	A	B	C
40	700	500	92
40	1000	700	92
40	1500	1300	92
40	1800	1500	92



SUPPORTI INCLINATI  
 SLANTED SUPPORTS



MATERIALE  
 MATERIAL

**INOX**  
**AISI**  
**304**

**INOX**  
**AISI**  
**316**

FINITURA  
 FINISH

**F60** **F62**

**INOX SATINATO SATIN S. STEEL**


ACCESSORI INCLUSI INCLUDED ACCESSORIES



BUSSOLE  
 BOLDS

GRANI  
 GRUB SCREWS

GUARNIZIONI  
 GASKETS



**SU MISURA**  
 LUNGHEZZA E INTERASSE  
 CON 2 O PIÙ SUPPORTI FINO A 3500 mm

**CUSTOMIZED**  
 LENGTH AND WHEELBASE  
 WITH 2 OR MORE SUPPORTS TILL 3500 mm

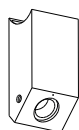
FINITURE  
 A RICHIESTA  
 FINISHES  
 ON REQUEST

**F61**  
 INOX LUCIDO  
 POLISHED S. STEEL

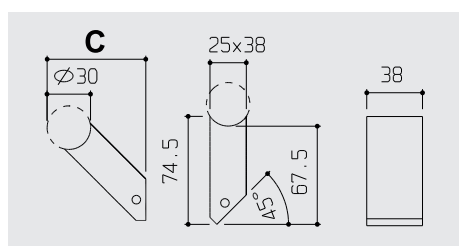
**F NO**  
 NERO OPACO RAL 9005  
 MATT BLACK RAL 9005

**F BO**  
 BIANCO OPACO RAL 9016  
 OPAQUE WHITE RAL 9016

**F BL**  
 BIANCO LUCIDO RAL 9010  
 GLOSSY WHITE RAL 9010



SUPPORTI INCLINATI  
SLANTED SUPPORTS

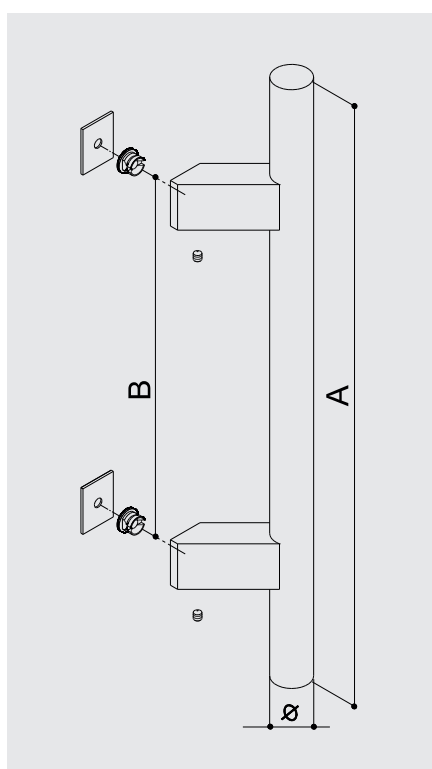


### SUPPORTI ESTERNI SUPPORTS ON THE BORDERS

CODICE CODE AISI 304	Ø	A	B	C
860.30.500.460.60	30	500	460	70
860.30.700.660.60	30	700	660	70
860.30.1000.960.60	30	1000	960	70
860.30.1200.1160.60	30	1200	1160	70

### SUPPORTI INTERNI STANDARD SUPPORTS

CODICE CODE AISI 304	Ø	A	B	C
860.30.500.300.60	30	500	300	70
860.30.600.400.60	30	600	400	70
860.30.800.600.60	30	800	600	70
860.30.1000.700.60	30	1000	700	70
860.30.1200.900.60	30	1200	900	70



MATERIALE  
MATERIAL

**INOX**  
**AISI**  
**304**

FINITURA  
FINISH

**F60**

INOX SATINATO SATIN S. STEEL

### ACCESSORI INCLUSI INCLUDED ACCESSORIES




BUSSOLE  
BOLDS



GRANI  
GRUB SCREWS



GUARNIZIONI  
GASKETS



### SU MISURA

LUNGHEZZA E INTERASSE  
CON 2 O PIÙ SUPPORTI FINO A 3500 mm

### CUSTOMIZED

LENGTH AND WHEELBASE  
WITH 2 OR MORE SUPPORTS TILL 3500 mm





### SUPPORTI ESTERNI SUPPORTS ON THE BORDERS

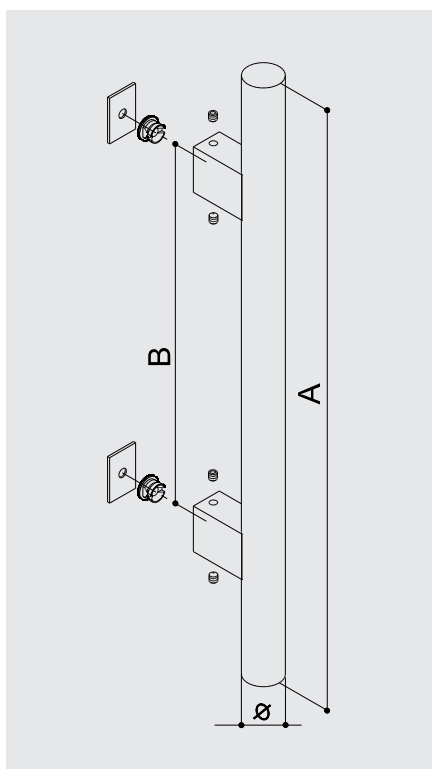
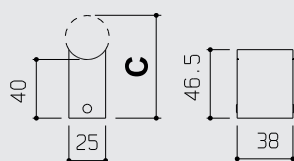
CODICE CODE AISI 304	Ø	A	B	C
870.30.500.460.60	30	500	460	70
870.30.700.660.60	30	700	660	70
870.30.1000.960.60	30	1000	960	70
870.30.1200.1160.60	30	1200	1160	70

### SUPPORTI INTERNI STANDARD SUPPORTS

CODICE CODE AISI 304	Ø	A	B	C
870.30.500.300.60	30	500	300	70
870.30.600.400.60	30	600	400	70
870.30.800.600.60	30	800	600	70
870.30.1000.700.60	30	1000	700	70
870.30.1200.900.60	30	1200	900	70



SUPPORTI DIRITTI  
STRAIGHT SUPPORTS



MATERIALE  
MATERIAL

**INOX**  
**AISI**  
**304**

FINITURA  
FINISH

**F60**

INOX SATINATO SATIN S. STEEL

### ACCESSORI INCLUSI INCLUDED ACCESSORIES




BUSSOLE  
BOLDS



GRANI  
GRUB SCREWS



GUARNIZIONI  
GASKETS



### SU MISURA

LUNGHEZZA E INTERASSE  
CON 2 O PIÙ SUPPORTI FINO A 3500 mm

### CUSTOMIZED

LENGTH AND WHEELBASE  
WITH 2 OR MORE SUPPORTS TILL 3500 mm

FINITURE  
A RICHIESTA  
FINISHES  
ON REQUEST

**F61**  
INOX LUCIDO  
POLISHED S. STEEL

**F NO**  
NERO OPACO RAL 9005  
MATT BLACK RAL 9005

**F BO**  
BIANCO OPACO RAL 9016  
OPAQUE WHITE RAL 9016

**F BL**  
BIANCO LUCIDO RAL 9010  
GLOSSY WHITE RAL 9010


**CODICE CODE**  
**AISI 304**

801.20.220.200.60

801.20.320.300.60

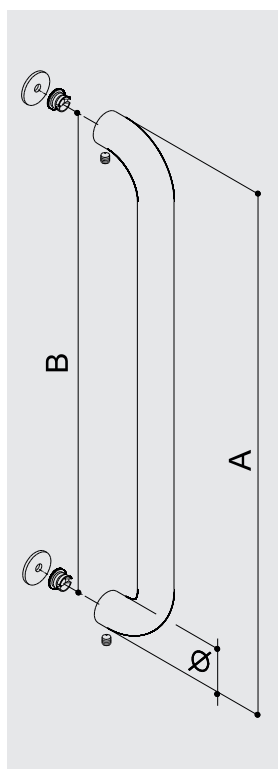
Ø	A	B	C
20	220	200	62
20	320	300	62


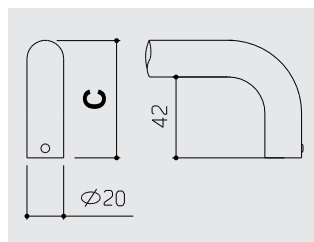
**CODICE CODE**  
**AISI 304**

801.25.425.400.60

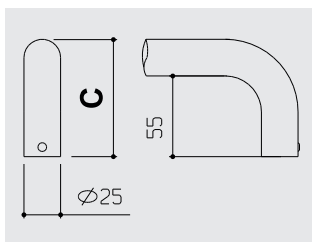
801.25.625.600.60

Ø	A	B	C
25	425	400	80
25	625	600	80


**MATERIALE**  
**MATERIAL**
**INOX**  
**AISI**  
**304**
**FINITURA**  
**FINISH**
**F60**
**INOX SATINATO SATIN S. STEEL**
**ACCESSORI INCLUSI INCLUDED ACCESSORIES**

**BUSSOLE**  
**BOLDS**
**GRANI**  
**GRUB SCREWS**
**GUARNIZIONI**  
**GASKETS**

**SU MISURA**
**LUNGHEZZA E INTERASSE**  
**CON 2 O PIÙ SUPPORTI FINO A 3500 mm**
**CUSTOMIZED**
**LENGTH AND WHEELBASE**  
**WITH 2 OR MORE SUPPORTS TILL 3500 mm**


801.20



801.25

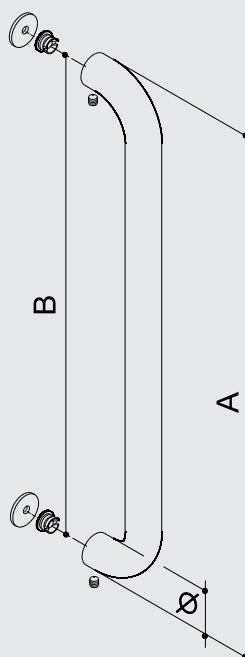
**FINITURE**  
**A RICHIESTA**  
**FINISHES**  
**ON REQUEST**
**F61**  
**INOX LUCIDO**  
**POLISHED S. STEEL**
**F NO**  
**NERO OPACO RAL 9005**  
**MATT BLACK RAL 9005**
**F BO**  
**BIANCO OPACO RAL 9016**  
**OPAQUE WHITE RAL 9016**
**F BL**  
**BIANCO LUCIDO RAL 9010**  
**GLOSSY WHITE RAL 9010**


 CODICE CODE  
 AISI 304

801.30.430.400.60

801.30.630.600.60

Ø	A	B	C
30	430	400	80
30	630	600	80


 MATERIALE  
 MATERIAL

**INOX**  
**AISI**  
**304**

 FINITURA  
 FINISH


**F60**

INOX SATINATO SATIN S. STEEL

ACCESSORI INCLUSI INCLUDED ACCESSORIES


 BUSSOLE  
 BOLDS

 GRANI  
 GRUB SCREWS

 GUARNIZIONI  
 GASKETS

**SU MISURA**

 LUNGHEZZA E INTERASSE  
 CON 2 O PIÙ SUPPORTI FINO A 3500 mm

**CUSTOMIZED**

 LENGTH AND WHEELBASE  
 WITH 2 OR MORE SUPPORTS TILL 3500 mm

 FINITURE  
 A RICHIESTA  
 FINISHES  
 ON REQUEST

**F61**  
 INOX LUCIDO  
 POLISHED S. STEEL

**F NO**  
 NERO OPACO RAL 9005  
 MATT BLACK RAL 9005

**F BO**  
 BIANCO OPACO RAL 9016  
 OPAQUE WHITE RAL 9016

**F BL**  
 BIANCO LUCIDO RAL 9010  
 GLOSSY WHITE RAL 9010


 CODICE CODE  
 AISI 304

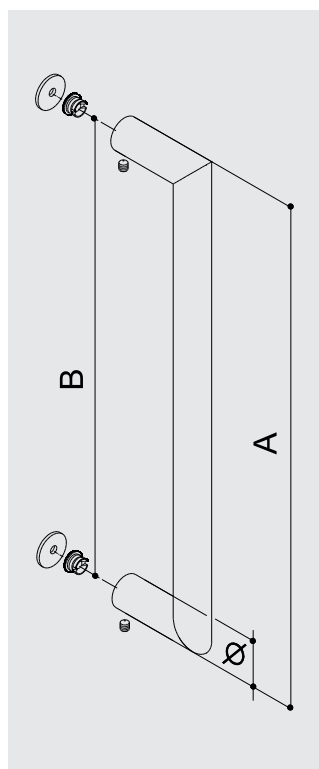
802.20.220.200.60

Ø	A	B	C
20	220	200	60

 CODICE CODE  
 AISI 304

 802.25.225.200.60  
 802.25.325.300.60  
 802.25.625.600.60  
 802.25.925.900.60  
 802.25.1225.1200.60

Ø	A	B	C
25	225	200	65
25	325	300	65
25	625	600	65
25	925	900	65
25	1225	1200	65


 MATERIALE  
 MATERIAL

**INOX**  
**AISI**  
**304**

 FINITURA  
 FINISH

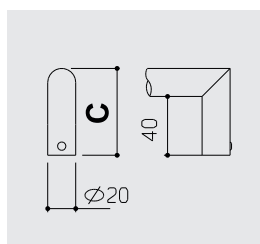
**F60**

INOX SATINATO SATIN S. STEEL

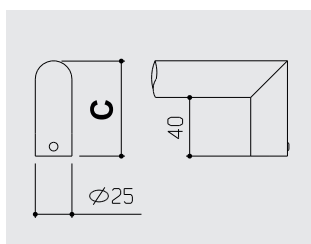
ACCESSORI INCLUSI INCLUDED ACCESSORIES


 BUSSOLE  
 BOLDS

 GRANI  
 GRUB SCREWS

 GUARNIZIONI  
 GASKETS


802.20



802.25

 FINITURE  
 A RICHIESTA  
 FINISHES  
 ON REQUEST

**F61**  
 INOX LUCIDO  
 POLISHED S. STEEL

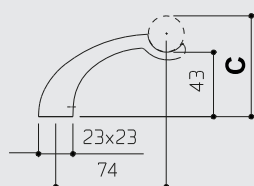
**F NO**  
 NERO OPACO RAL 9005  
 MATT BLACK RAL 9005

**F BO**  
 BIANCO OPACO RAL 9016  
 OPAQUE WHITE RAL 9016

**F BL**  
 BIANCO LUCIDO RAL 9010  
 GLOSSY WHITE RAL 9010



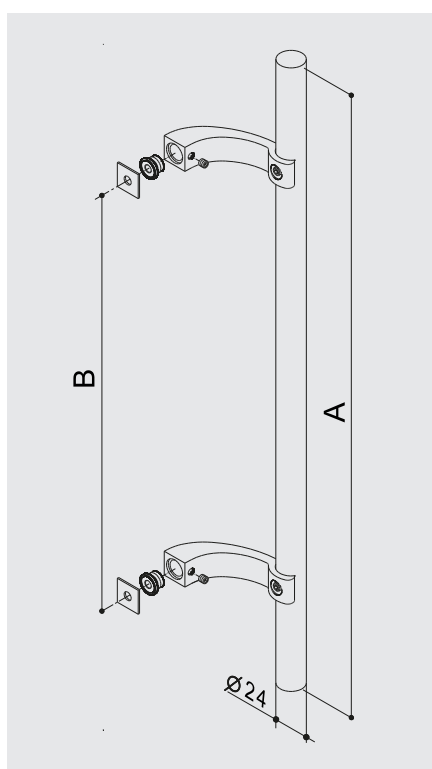
SUPPORTI INCLINATI  
SLANTED SUPPORTS



CODICE CODE  
AISI 304

890.25.500.300.60  
890.25.700.500.60  
890.25.800.600.60  
890.25.1000.700.60  
890.25.1200.900.60

Ø	A	B	C
25	500	300	67
25	700	500	67
25	800	600	67
25	1000	700	67
25	1200	900	67



MATERIALE  
MATERIAL

**INOX**  
**AISI**  
**304**

FINITURA  
FINISH

**F60**

INOX SATINATO SATIN S. STEEL

ACCESSORI INCLUSI INCLUDED ACCESSORIES



BUSSOLE  
BOLDS

GRANI  
GRUB SCREWS

GUARNIZIONI  
GASKETS



**SU MISURA**

LUNGHEZZA E INTERASSE  
CON 2 O PIÙ SUPPORTI FINO A 3500 mm

**CUSTOMIZED**

LENGTH AND WHEELBASE  
WITH 2 OR MORE SUPPORTS TILL 3500 mm

FINITURE  
A RICHIESTA  
FINISHES  
ON REQUEST

**F61**  
INOX LUCIDO  
POLISHED S. STEEL

**F NO**  
NERO OPACO RAL 9005  
MATT BLACK RAL 9005

**F BO**  
BIANCO OPACO RAL 9016  
OPAQUE WHITE RAL 9016

**F BL**  
BIANCO LUCIDO RAL 9010  
GLOSSY WHITE RAL 9010





# INOX PROJECT

MANIGLIONI

*PULL HANDLES*



*Linea*

SQUARE



## COPPIA PAIR

CODICE CODE  
**AISI 304**

842Q.3825.1230.1200.60



A

B

C

25x38

1230

1200

85

## SINGOLO DESTRO SINGLE RIGHT

CODICE CODE  
**AISI 304**

842Q.3825.1230.1200D.60



A

B

C

25x38

1230

1200

85

## SINGOLO SINISTRO SINGLE LEFT

CODICE CODE  
**AISI 304**

842Q.3825.1230.1200S.60



A

B

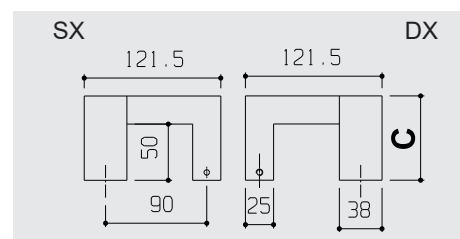
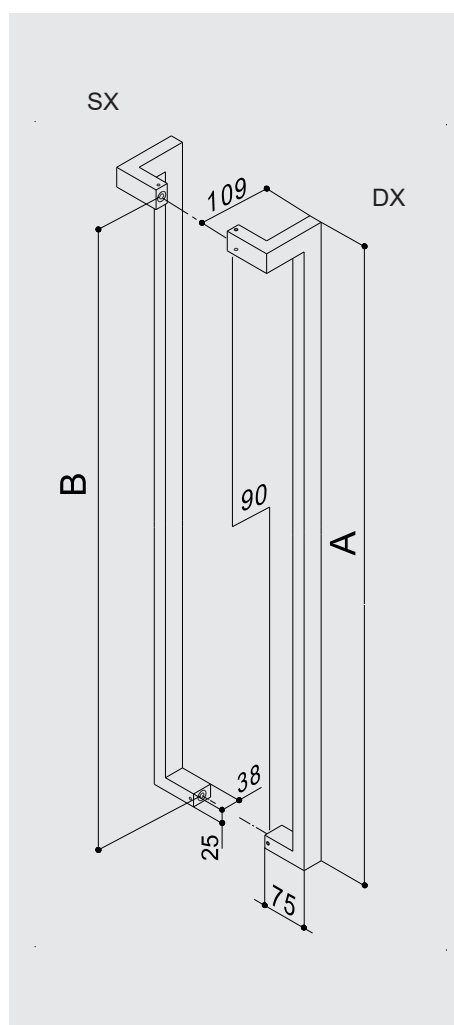
C

25x38

1230

1200

85


MATERIALE  
MATERIAL

**INOX**  
**AISI**  
**304**

FINITURA  
FINISH

**F60**

INOX SATINATO SATIN S. STEEL

## ACCESSORI INCLUSI INCLUDED ACCESSORIES


BULB  
BOLDS

GRUB  
GRUB SCREWS

GUARNIZIONI  
GASKETS


 CODICE CODE  
 AISI 304

838Q.25.375.350.60



25x25

A

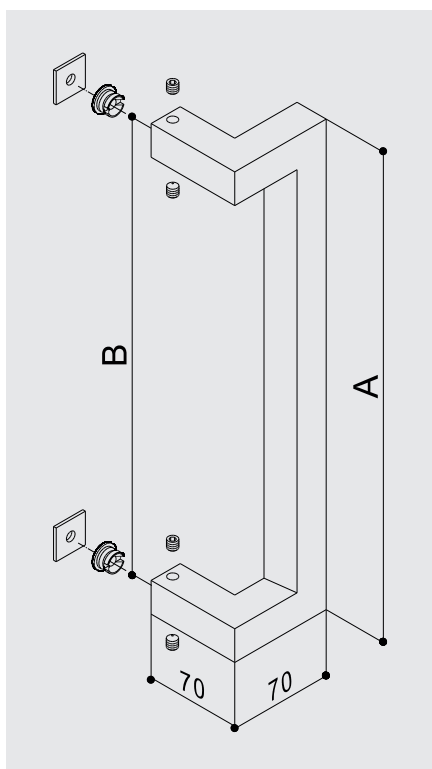
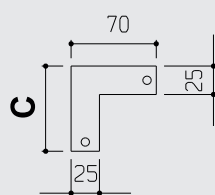
375

B

350

C

70


 MATERIALE  
 MATERIAL

**INOX**  
**AISI**  
**304**

 FINITURA  
 FINISH

**F60**

INOX SATINATO SATIN S. STEEL

ACCESSORI INCLUSI INCLUDED ACCESSORIES


 BUSSOLE  
 BOLDS

 GRANI  
 GRUB SCREWS

 GUARNIZIONI  
 GASKETS

 FINITURE  
 A RICHIESTA  
 FINISHES  
 ON REQUEST

**F NO**  
 NERO OPACO RAL 9005  
 MATT BLACK RAL 9005

**F BO**  
 BIANCO OPACO RAL 9016  
 OPAQUE WHITE RAL 9016

**F BL**  
 BIANCO LUCIDO RAL 9010  
 GLOSSY WHITE RAL 9010





CODICE CODE  
**AISI 304**

821.25.500.350.60



A

B

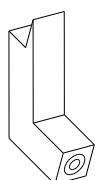
C

25x25

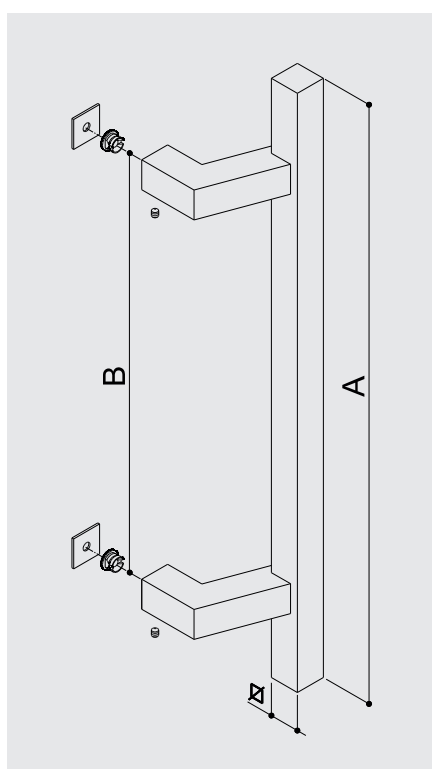
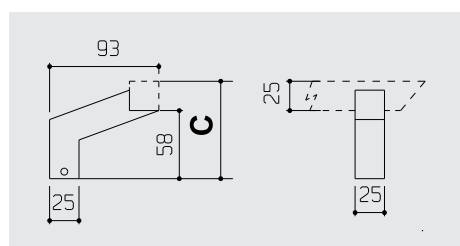
500

350

83



SUPPORTI INCLINATI  
SLANTED SUPPORTS



MATERIALE  
MATERIAL

**INOX**  
**AISI**  
**304**

FINITURA  
FINISH

**F60**

INOX SATINATO SATIN S. STEEL

ACCESSORI INCLUSI INCLUDED ACCESSORIES



BUSSOLE  
BOLDS



GRANI  
GRUB SCREWS



GUARNIZIONI  
GASKETS




 CODICE CODE  
 AISI 304

 831.20.500.300.60  
 831.20.800.600.60  
 831.20.1200.1000.60


A

B

C

20x20

500

300

60

20x20

800

600

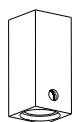
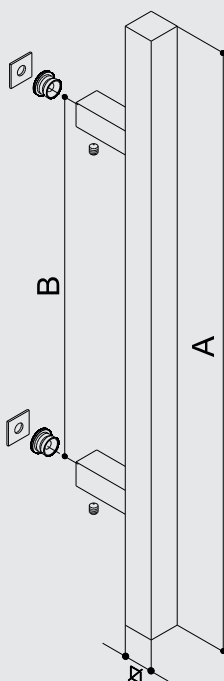
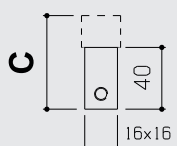
60

20x20

1200

1000

60


 SUPPORTI DIRITTI  
 STRAIGHT SUPPORTS

 MATERIALE  
 MATERIAL

**INOX**  
**AISI**  
**304**

 FINITURA  
 FINISH

**F60**

INOX SATINATO SATIN S. STEEL

ACCESSORI INCLUSI INCLUDED ACCESSORIES


 BUSSOLE M6  
 BOLDS M6

 GRANI  
 GRUB SCREWS

 GUARNIZIONI  
 GASKETS

**SU MISURA**

 LUNGHEZZA E INTERASSE  
 CON 2 O PIÙ SUPPORTI FINO A 3500 mm

**CUSTOMIZED**

 LENGTH AND WHEELBASE  
 WITH 2 OR MORE SUPPORTS TILL 3500 mm

 FINITURE  
 A RICHIESTA  
 FINISHES  
 ON REQUEST

**F61**  
 INOX LUCIDO  
 POLISHED S. STEEL

**F NO**  
 NERO OPACO RAL 9005  
 MATT BLACK RAL 9005

**F BO**  
 BIANCO OPACO RAL 9016  
 OPAQUE WHITE RAL 9016

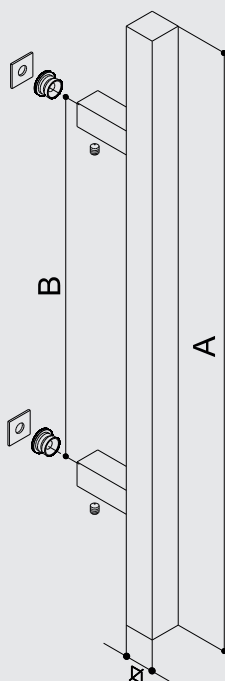
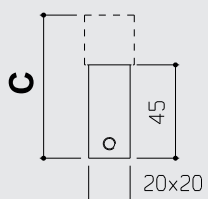
**F BL**  
 BIANCO LUCIDO RAL 9010  
 GLOSSY WHITE RAL 9010


**CODICE CODE**  
**AISI 304**

	□	A	B	C
831.25.400.210.60	25x25	400	210	70
831.25.500.300.60	25x25	500	300	70
831.25.600.400.60	25x25	600	400	70
831.25.700.500.60	25x25	700	500	70
831.25.800.600.60	25x25	800	600	70
831.25.1000.700.60	25x25	1000	700	70
831.25.1000.800.60	25x25	1000	800	70
831.25.1200.1000.60	25x25	1200	1000	70
831.25.1500.1300.60	25x25	1500	1300	70


**CODICE CODE**  
**AISI 316**

	□	A	B	C
831.25.500.300.62	25x25	500	300	70
831.25.700.500.62	25x25	700	500	70
831.25.1000.800.62	25x25	1000	800	70
831.25.1200.1000.62	25x25	1200	1000	70
831.25.1500.1300.62	25x25	1500	1300	70


**SUPPORTI DIRITTI**  
**STRAIGHT SUPPORTS**

**MATERIALE**  
**MATERIAL**
**INOX**  
**AISI**  
**304**
**INOX**  
**AISI**  
**316**
**FINITURA**  
**FINISH**
**F60**
**F62**
**INOX SATINATO SATIN S. STEEL**
**ACCESSORI INCLUSI INCLUDED ACCESSORIES**

**BUSSOLE**  
**BOLDS**

**GRANI**  
**GRUB SCREWS**

**GUARNIZIONI**  
**GASKETS**

**SU MISURA**
**LUNGHEZZA E INTERASSE**  
**CON 2 O PIÙ SUPPORTI FINO A 3500 mm**
**CUSTOMIZED**
**LENGTH AND WHEELBASE**  
**WITH 2 OR MORE SUPPORTS TILL 3500 mm**
**FINITURE**  
**A RICHIESTA**  
**FINISHES**  
**ON REQUEST**
**F61**  
**INOX LUCIDO**  
**POLISHED S. STEEL**
**F NO**  
**NERO OPACO RAL 9005**  
**MATT BLACK RAL 9005**
**F BO**  
**BIANCO OPACO RAL 9016**  
**OPAQUE WHITE RAL 9016**
**F BL**  
**BIANCO LUCIDO RAL 9010**  
**GLOSSY WHITE RAL 9010**


 CODICE CODE  
**AISI 304**

831.30.400.300.60
831.30.800.600.60
831.30.1000.700.60
831.30.1500.1300.60


**A**
**B**
**C**

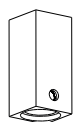
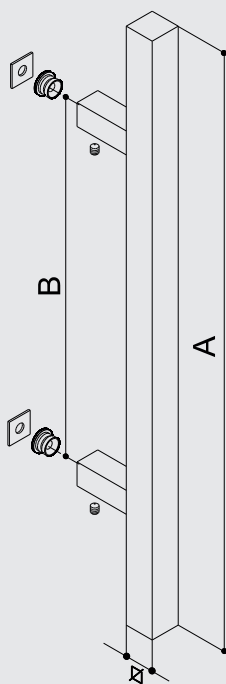
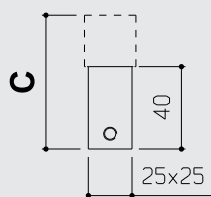
30x30	400	300	70
30x30	800	600	70
30x30	1000	700	70
30x30	1500	1300	70

 CODICE CODE  
**AISI 316**

831.30.400.300.62
831.30.800.600.62
831.30.1000.700.62
831.30.1500.1300.62


**A**
**B**
**C**

30x30	400	300	70
30x30	800	600	70
30x30	1000	700	70
30x30	1500	1300	70


 SUPPORTI DIRITTI  
 STRAIGHT SUPPORTS

 MATERIALE  
 MATERIAL

**INOX**  
**AISI**  
**304**
**INOX**  
**AISI**  
**316**


 FINITURA  
 FINISH

**F60**
**F62**
**INOX SATINATO SATIN S. STEEL**

ACCESSORI INCLUSI INCLUDED ACCESSORIES


 BUSSOLE  
 BOLDS

 GRANI  
 GRUB SCREWS

 GUARNIZIONI  
 GASKETS

**SU MISURA**

 LUNGHEZZA E INTERASSE  
 CON 2 O PIÙ SUPPORTI FINO A 3500 mm

**CUSTOMIZED**

 LENGTH AND WHEELBASE  
 WITH 2 OR MORE SUPPORTS TILL 3500 mm

 FINITURE  
 A RICHIESTA  
 FINISHES  
 ON REQUEST

**F61**  
 INOX LUCIDO  
 POLISHED S. STEEL

**F NO**  
 NERO OPACO RAL 9005  
 MATT BLACK RAL 9005

**F BO**  
 BIANCO OPACO RAL 9016  
 OPAQUE WHITE RAL 9016

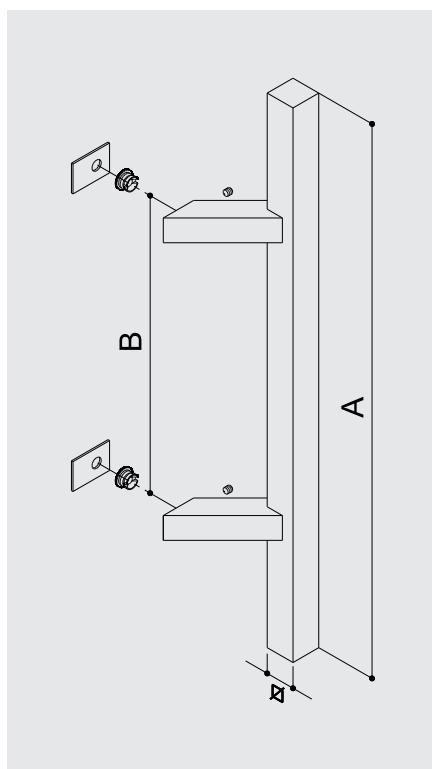
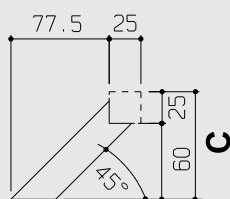
**F BL**  
 BIANCO LUCIDO RAL 9010  
 GLOSSY WHITE RAL 9010


**CODICE CODE**  
**AISI 304**

	□	A	B	C
831Z.25.400.210.60	25x25	400	210	85
831Z.25.500.300.60	25x25	500	300	85
831Z.25.600.400.60	25x25	600	400	85
831Z.25.700.500.60	25x25	700	500	85
831Z.25.800.600.60	25x25	800	600	85
831Z.25.1000.700.60	25x25	1000	700	85
831Z.25.1000.800.60	25x25	1000	800	85
831Z.25.1200.1000.60	25x25	1200	1000	85
831Z.25.1500.1300.60	25x25	1500	1300	85


**CODICE CODE**  
**AISI 316**

	□	A	B	C
831Z.25.500.300.62	25x25	500	300	85
831Z.25.700.500.62	25x25	700	500	85
831Z.25.1000.800.62	25x25	1000	800	85
831Z.25.1200.1000.62	25x25	1200	1000	85
831Z.25.1500.1300.62	25x25	1500	1300	85


**SUPPORTI INCLINATI**  
**SLANTED SUPPORTS**

**MATERIALE**  
**MATERIAL**
**INOX**  
**AISI**  
**304**
**INOX**  
**AISI**  
**316**
**FINITURA**  
**FINISH**
**F60**
**F62**
**INOX SATINATO SATIN S. STEEL**
**ACCESSORI INCLUSI INCLUDED ACCESSORIES**

**BUSSOLE**  
**BOLDS**

**GRANI**  
**GRUB SCREWS**

**GUARNIZIONI**  
**GASKETS**

**SU MISURA**
**LUNGHEZZA E INTERASSE**  
**CON 2 O PIÙ SUPPORTI FINO A 3500 mm**
**CUSTOMIZED**
**LENGTH AND WHEELBASE**  
**WITH 2 OR MORE SUPPORTS TILL 3500 mm**



CODICE CODE  
**AISI 304**

831Z.30.400.300.60  
 831Z.30.800.600.60  
 831Z.30.1000.700.60  
 831Z.30.1500.1300.60



**A**

**B**

**C**

30x30 400 300 90  
 30x30 800 600 90  
 30x30 1000 700 90  
 30x30 1500 1300 90

CODICE CODE  
**AISI 316**

831Z.30.400.300.62  
 831Z.30.800.600.62  
 831Z.30.1000.700.62  
 831Z.30.1500.1300.62

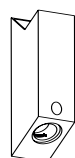


**A**

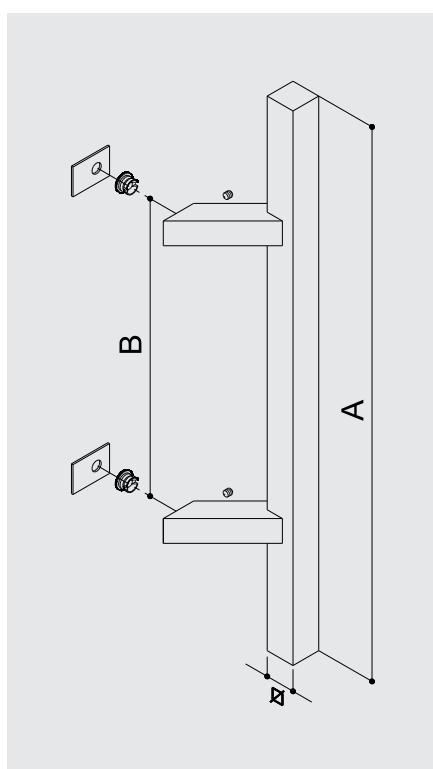
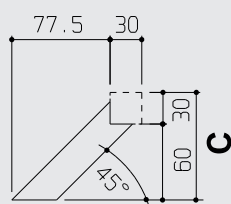
**B**

**C**

30x30 400 300 90  
 30x30 800 600 90  
 30x30 1000 700 90  
 30x30 1500 1300 90



SUPPORTI INCLINATI  
 SLANTED SUPPORTS



MATERIALE  
 MATERIAL

**INOX**  
**AISI**  
**304**

**INOX**  
**AISI**  
**316**

FINITURA  
 FINISH

**F60**

**F62**

INOX SATINATO SATIN S. STEEL


ACCESSORI INCLUSI INCLUDED ACCESSORIES



BUSSOLE  
 BOLDS

GRANI  
 GRUB SCREWS

GUARNIZIONI  
 GASKETS



**SU MISURA**

LUNGHEZZA E INTERASSE  
 CON 2 O PIÙ SUPPORTI FINO A 3500 mm

**CUSTOMIZED**

LENGTH AND WHEELBASE  
 WITH 2 OR MORE SUPPORTS TILL 3500 mm

FINITURE  
 A RICHIESTA  
 FINISHES  
 ON REQUEST

**F61**  
 INOX LUCIDO  
 POLISHED S. STEEL

**F NO**  
 NERO OPACO RAL 9005  
 MATT BLACK RAL 9005

**F BO**  
 BIANCO OPACO RAL 9016  
 OPAQUE WHITE RAL 9016

**F BL**  
 BIANCO LUCIDO RAL 9010  
 GLOSSY WHITE RAL 9010

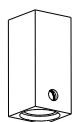
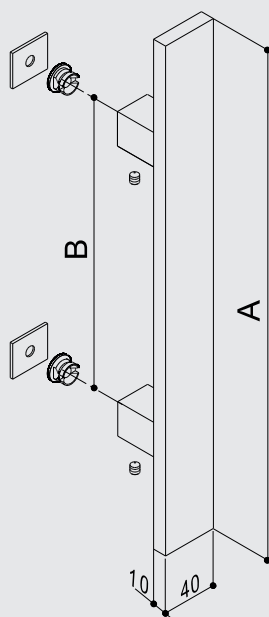
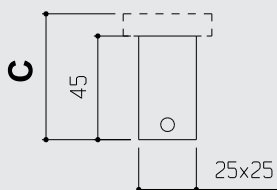




**CODICE CODE**  
**AISI 304**

		A	B	C
841S.400.210.60	40x10	400	210	55
841S.500.300.60	40x10	500	300	55
841S.600.400.60	40x10	600	400	55
841S.800.600.60	40x10	800	600	55
841S.1000.800.60	40x10	1000	800	55
841S.1200.900.60	40x10	1200	900	55
841S.1200.1000.60	40x10	1200	1000	55
841S.1500.1300.60	40x10	1500	1300	55

**CODICE CODE**  
**AISI 316**

		A	B	C
841S.500.300.62	40x10	500	300	55
841S.800.600.62	40x10	800	600	55


**SUPPORTI DIRITTI**  
**STRAIGHT SUPPORTS**

**MATERIALE**  
**MATERIAL**
**INOX**  
**AISI**  
**304**
**INOX**  
**AISI**  
**316**
**FINITURA**  
**FINISH**
**F60**
**F62**
**INOX SATINATO** **SATIN S. STEEL**
**ACCESSORI INCLUSI** **INCLUDED ACCESSORIES**

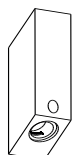
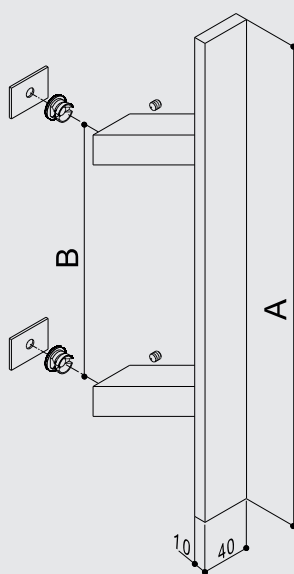
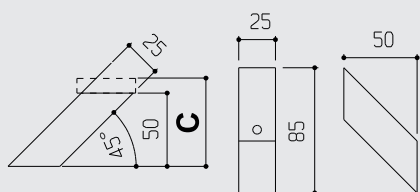
**BUSSOLE**  
**BOLDS**
**GRANI**  
**GRUB SCREWS**
**GUARNIZIONI**  
**GASKETS**

**SU MISURA**
**LUNGHEZZA E INTERASSE**  
**CON 2 O PIÙ SUPPORTI FINO A 3500 mm**
**CUSTOMIZED**
**LENGTH AND WHEELBASE**  
**WITH 2 OR MORE SUPPORTS TILL 3500 mm**


**CODICE CODE**  
**AISI 304**

		A	B	C
841Z.400.210.60	40x10	400	210	60
841Z.500.300.60	40x10	500	300	60
841Z.600.400.60	40x10	600	400	60
841Z.800.600.60	40x10	800	600	60
841Z.1000.800.60	40x10	1000	800	60
841Z.1200.900.60	40x10	1200	900	60
841Z.1200.1000.60	40x10	1200	1000	60
841Z.1500.1300.60	40x10	1500	1300	60

**CODICE CODE**  
**AISI 316**

		A	B	C
841Z.500.300.62	40x10	500	300	60
841Z.800.600.62	40x10	800	600	60


**SUPPORTI INCLINATI**  
**SLANTED SUPPORTS**

**MATERIALE**  
**MATERIAL**
**INOX**  
**AISI**  
**304**
**INOX**  
**AISI**  
**316**
**FINITURA**  
**FINISH**
**F60**
**F62**
**INOX SATINATO SATIN S. STEEL**
**ACCESSORI INCLUSI INCLUDED ACCESSORIES**

**BUSSOLE**  
**BOLDS**
**GRANI**  
**GRUB SCREWS**
**GUARNIZIONI**  
**GASKETS**

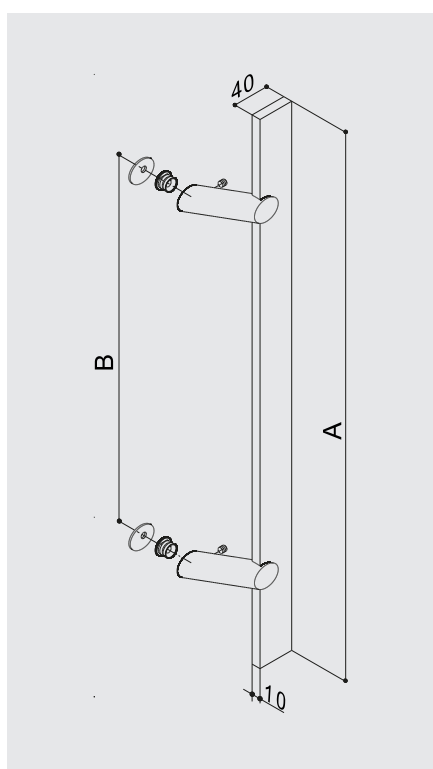
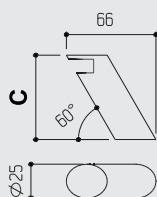
**SU MISURA**
**LUNGHEZZA E INTERASSE**  
**CON 2 O PIÙ SUPPORTI FINO A 3500 mm**
**CUSTOMIZED**
**LENGTH AND WHEELBASE**  
**WITH 2 OR MORE SUPPORTS TILL 3500 mm**
**FINITURE**  
**A RICHIESTA**  
**FINISHES**  
**ON REQUEST**
**F61**  
**INOX LUCIDO**  
**POLISHED S. STEEL**
**F NO**  
**NERO OPACO RAL 9005**  
**MATT BLACK RAL 9005**
**F BO**  
**BIANCO OPACO RAL 9016**  
**OPAQUE WHITE RAL 9016**
**F BL**  
**BIANCO LUCIDO RAL 9010**  
**GLOSSY WHITE RAL 9010**


 CODICE CODE  
**AISI 304**

841R.400.210.60
841R.500.300.60
841R.600.400.60
841R.800.600.60
841R.1000.800.60
841R.1200.900.60
841R.1200.1000.60
841R.1500.1000.60


**A**
**B**
**C**

40x10	400	210	62
40x10	500	300	62
40x10	600	400	62
40x10	800	600	62
40x10	1000	800	62
40x10	1200	900	62
40x10	1200	1000	62
40x10	1500	1000	62


 SUPPORTI INCLINATI  
 SLANTED SUPPORTS

 MATERIALE  
 MATERIAL

**INOX**  
**AISI**  
**304**

 FINITURA  
 FINISH


**F60**

INOX SATINATO SATIN S. STEEL

ACCESSORI INCLUSI INCLUDED ACCESSORIES


 BUSSOLE  
 BOLDS

 GRANI  
 GRUB SCREWS

 GUARNIZIONI  
 GASKETS

**SU MISURA**

 LUNGHEZZA E INTERASSE  
 CON 2 O PIÙ SUPPORTI FINO A 3500 mm

**CUSTOMIZED**

 LENGTH AND WHEELBASE  
 WITH 2 OR MORE SUPPORTS TILL 3500 mm



CODICE CODE  
**AISI 304**

841C.500.300.60  
 841C.600.400.60  
 841C.800.600.60



A

B

C

40x10

500

300

60

40x10

600

400

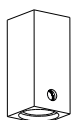
60

40x10

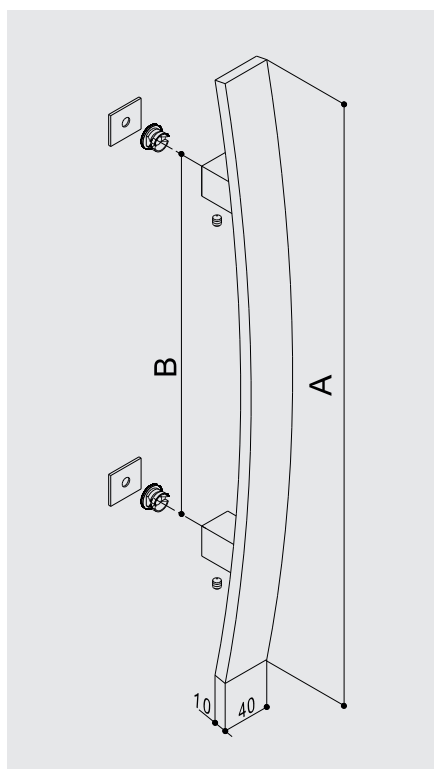
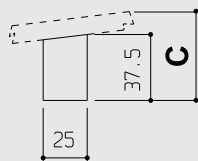
800

600

60



SUPPORTI DIRITTI  
 STRAIGHT SUPPORTS



MATERIALE  
 MATERIAL

**INOX**  
**AISI**  
**304**

FINITURA  
 FINISH

**F60**

INOX SATINATO SATIN S. STEEL

ACCESSORI INCLUSI INCLUDED ACCESSORIES



BUSSOLE  
 BOLDS



GRANI  
 GRUB SCREWS



GUARNIZIONI  
 GASKETS

FINITURE  
 A RICHIESTA  
 FINISHES  
 ON REQUEST

**F61**  
 INOX LUCIDO  
 POLISHED S. STEEL

**F NO**  
 NERO OPACO RAL 9005  
 MATT BLACK RAL 9005

**F BO**  
 BIANCO OPACO RAL 9016  
 OPAQUE WHITE RAL 9016

**F BL**  
 BIANCO LUCIDO RAL 9010  
 GLOSSY WHITE RAL 9010


 CODICE CODE  
**AISI 304**

 846.560.500.60  
 846.860.800.60  
 846.1260.1200.60

**A**
**B**
**C**

40x15

560

500

55

40x15

860

800

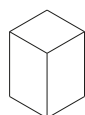
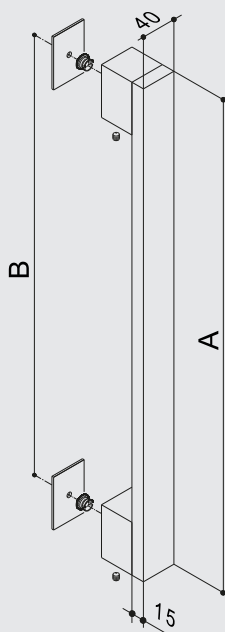
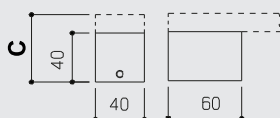
55

40x15

1260

1200

55


 SUPPORTI DIRITTI  
 STRAIGHT SUPPORTS

 MATERIALE  
 MATERIAL

**INOX**  
**AISI**  
**304**


 FINITURA  
 FINISH

**F60**
**INOX SATINATO SATIN S. STEEL**

ACCESSORI INCLUSI INCLUDED ACCESSORIES


 BUSSOLE  
 BOLDS

 GRANI  
 GRUB SCREWS

 GUARNIZIONI  
 GASKETS

**SU MISURA**

 LUNGHEZZA E INTERASSE  
 CON 2 O PIÙ SUPPORTI FINO A 3500 mm

**CUSTOMIZED**

 LENGTH AND WHEELBASE  
 WITH 2 OR MORE SUPPORTS TILL 3500 mm




 CODICE CODE  
 AISI 304

 803.330.300.60  
 803.530.500.60  
 803.630.600.60  
 803.930.900.60

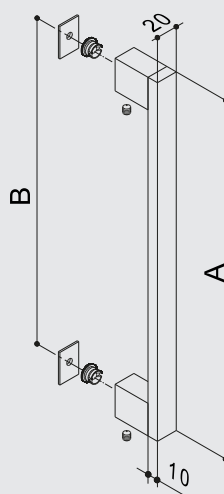
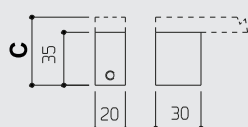
**A**
**B**
**C**

 20x10  
 20x10  
 20x10  
 20x10

 330  
 530  
 630  
 930

 300  
 500  
 600  
 900

 45  
 45  
 45  
 45

 SUPPORTI DIRITTI  
 STRAIGHT SUPPORTS

 MATERIALE  
 MATERIAL

**INOX**  
**AISI**  
**304**

 FINITURA  
 FINISH

**F60**

INOX SATINATO SATIN S. STEEL

ACCESSORI INCLUSI INCLUDED ACCESSORIES


 BUSSOLE  
 BOLDS

 GRANI  
 GRUB SCREWS

 GUARNIZIONI  
 GASKETS

 FINITURE  
 A RICHIESTA  
 FINISHES  
 ON REQUEST

**F61**  
 INOX LUCIDO  
 POLISHED S. STEEL

**F NO**  
 NERO OPACO RAL 9005  
 MATT BLACK RAL 9005

**F BO**  
 BIANCO OPACO RAL 9016  
 OPAQUE WHITE RAL 9016

**F BL**  
 BIANCO LUCIDO RAL 9010  
 GLOSSY WHITE RAL 9010



CODICE CODE  
**AISI 304**

802K.20.220.200.60  
 802K.20.320.300.60



A

B

C

20x20

220

200

60

20x20

320

300

60

CODICE CODE  
**AISI 304**

802K.25.225.200.60  
 802K.25.325.300.60  
 802K.25.625.600.60  
 802K.25.925.900.60  
 802K.25.1225.1200.60



A

B

C

25x25

225

200

65

25x25

325

300

65

25x25

625

600

65

25x25

925

900

65

25x25

1225

1200

65

MATERIALE  
 MATERIAL

**INOX**  
**AISI**  
**304**

FINITURA  
 FINISH

**F60**

INOX SATINATO SATIN S. STEEL

ACCESSORI INCLUSI INCLUDED ACCESSORIES



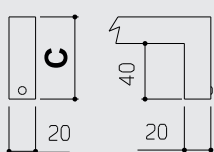
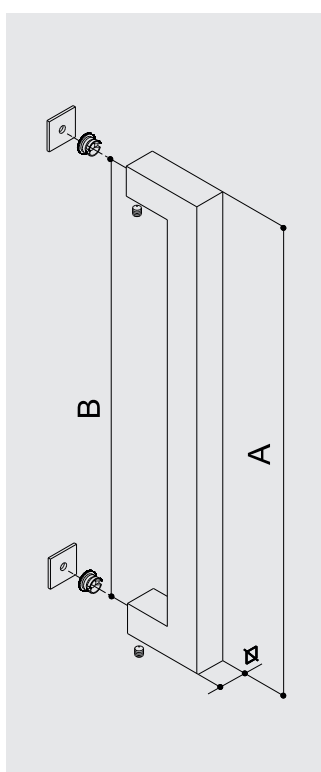
BUSSOLE  
 BOLDS



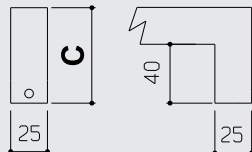
GRANI  
 GRUB SCREWS




GUARNIZIONI  
 GASKETS



802K.20



802K.25



**SU MISURA**

LUNGHEZZA E INTERASSE  
 CON 2 O PIÙ SUPPORTI FINO A 3500 mm

**CUSTOMIZED**

LENGTH AND WHEELBASE  
 WITH 2 OR MORE SUPPORTS TILL 3500 mm

FINITURE  
 A RICHIESTA  
 FINISHES  
 ON REQUEST

**F61**  
 INOX LUCIDO  
 POLISHED S. STEEL

**F NO**  
 NERO OPACO RAL 9005  
 MATT BLACK RAL 9005

**F BO**  
 BIANCO OPACO RAL 9016  
 OPAQUE WHITE RAL 9016

**F BL**  
 BIANCO LUCIDO RAL 9010  
 GLOSSY WHITE RAL 9010



MANIGLIONI  
*PULL HANDLES*

*Linea*

MOBILE  
*FORNITURE*

**MANIGLIONE PER ANTE MOBILI**
**PULL HANDLE FOR FURNITURE DOORS**


CODICE CODE  
**AISI 304**

805.16.460.320.60

Ø

A

B

C

16

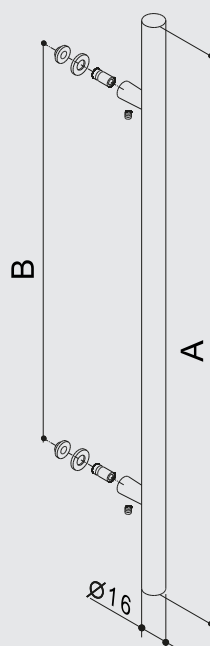
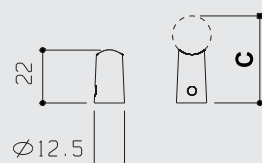
460

320

36



SUPPORTI DIRITTI  
 STRAIGHT SUPPORTS



MATERIALE  
 MATERIAL

**INOX**  
**AISI**  
**304**

FINITURA  
 FINISH

**F60**

**INOX SATINATO SATIN S. STEEL**

ACCESSORI INCLUSI INCLUDED ACCESSORIES



BUSSOLE M5  
 BOLDS M5

GRANI  
 GRUB SCREWS

GUARNIZIONI  
 GASKETS

FINITURE  
 A RICHIESTA  
 FINISHES  
 ON REQUEST

**F61**  
 INOX LUCIDO  
 POLISHED S. STEEL

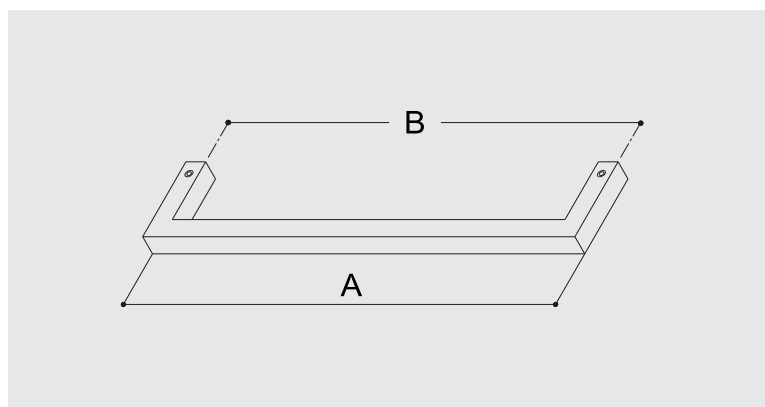
**F NO**  
 NERO OPACO RAL 9005  
 MATT BLACK RAL 9005

**F BO**  
 BIANCO OPACO RAL 9016  
 OPAQUE WHITE RAL 9016

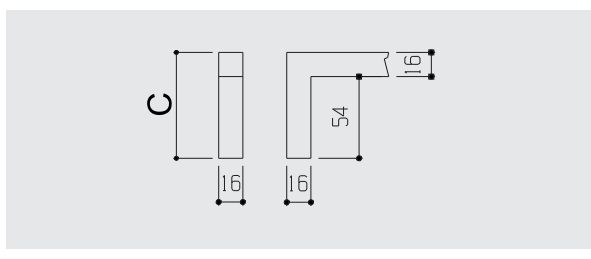
**F BL**  
 BIANCO LUCIDO RAL 9010  
 GLOSSY WHITE RAL 9010

**MANIGLIONE PORTA SALVIETTE**  
**TOWEL HANGER**

CODICE CODE				
<b>AISI 304</b>		<b>A</b>	<b>B</b>	<b>C</b>
802K.16.350.334.61	16x16	350	334	70



MATERIALE MATERIAL	<b>INOX AISI 304</b>
FINITURA FINISH	<b>F61</b>

**INOX LUCIDO POLISHED S. STEEL**

**ACCESSORI INCLUSI INCLUDED ACCESSORIES**

**BUSSOLE**  
**BOLDS**
**GRANI**  
**GRUB SCREWS**
**GUARNIZIONI**  
**GASKETS**





# INO PROJECT

MANIGLIONI

*PULL HANDLES*



*Linea*

KEY



CODICE CODE  
AISI 304

850.35.1250.1000.60  
850.35.1250.1000.61  
850.35.1250.1000.NO

Ø	A	B	C
35	1250	1000	125
35	1250	1000	125
35	1250	1000	125

MATERIALE  
MATERIAL

**INOX**  
**AISI**  
**304**

FINITURA  
FINISH

**F60**

INOX SATINATO  
SATIN S. STEEL

FINITURA  
FINISH

**F61**

INOX LUCIDO  
POLISHED S. STEEL

FINITURA  
FINISH

**F NO**

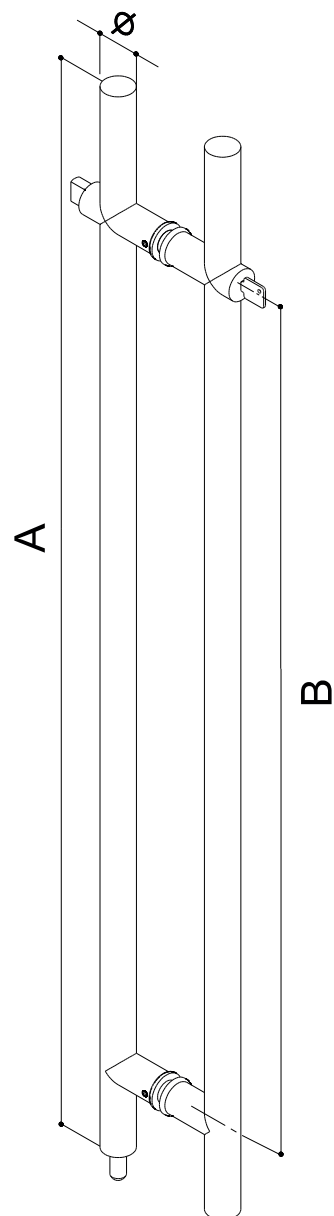
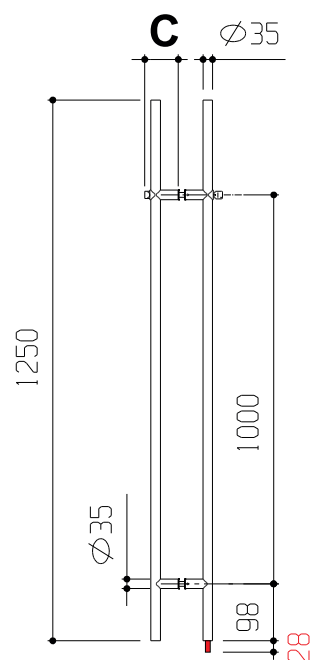
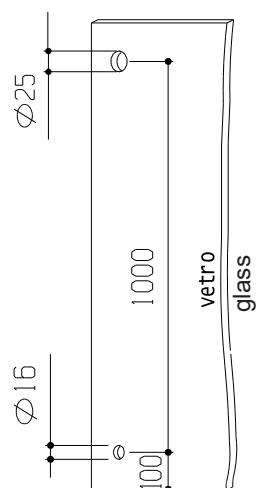
NERO OPACO RAL 9005  
MATT BLACK RAL 9005

ACCESSORI INCLUSI  
INCLUDED ACCESSORIES



POZZETTO A MOLLA - 60x22 mm  
FLOOR PIN - 60x22 mm





USCITA PERNO: 28 mm  
STEM PROTRUSION: 28 mm

PER PORTE IN VETRO: SPESSORE 8/12 mm  
FOR GLASS DOORS: THICKNESS 8/12 mm



CODICE CODE  
AISI 304

851.35.1150.1000.60  
851.35.1150.1000.61  
851.35.1150.1000.NO

Ø	A	B	C
35	1150	1000	85
35	1150	1000	85
35	1150	1000	85

MATERIALE  
MATERIAL

**INOX**  
**AISI**  
**304**

FINITURA  
FINISH

**F60**

**INOX SATINATO**  
**SATIN S. STEEL**

FINITURA  
FINISH

**F61**

**INOX LUCIDO**  
**POLISHED S. STEEL**

FINITURA  
FINISH

**F NO**

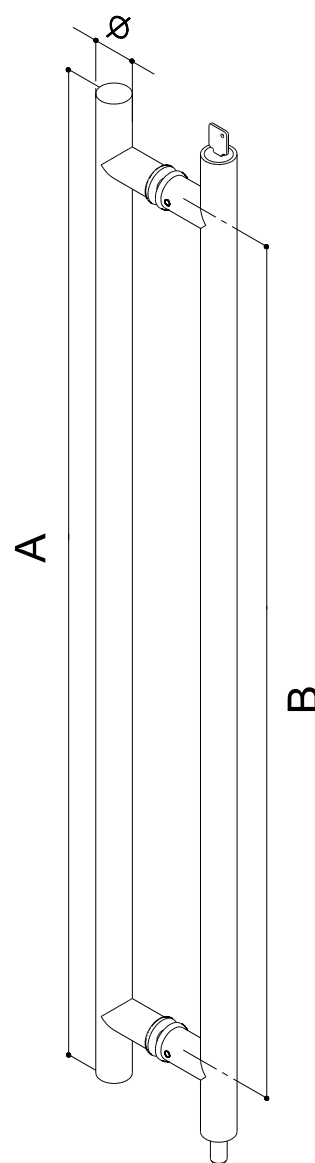
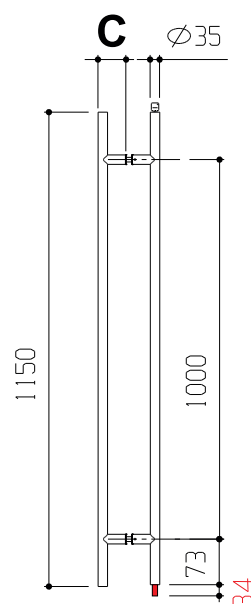
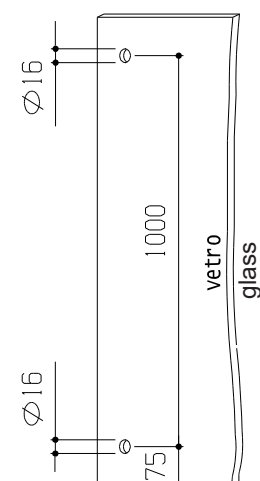

**NERO OPACO RAL 9005**  
**MATT BLACK RAL 9005**

ACCESSORI INCLUSI  
INCLUDED ACCESSORIES




POZZETTO A MOLLA - 60x22 mm  
FLOOR PIN - 60x22 mm



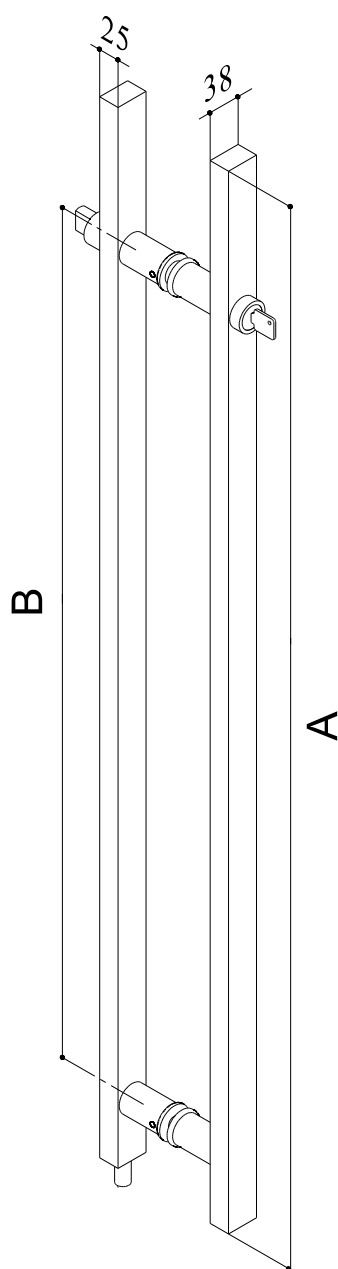


USCITA PERNO: 34 mm  
STEM PROTRUSION: 34 mm

PER PORTE IN VETRO: SPESSORE 8/12 mm  
FOR GLASS DOORS: THICKNESS 8/12 mm



CODICE CODE				
<b>AISI 304</b>		<b>A</b>	<b>B</b>	<b>C</b>
852.2538.1250.1000.60	25x38	1250	1000	125



MATERIALE  
MATERIAL

**INOX**  
**AISI**  
**304**

FINITURA  
FINISH

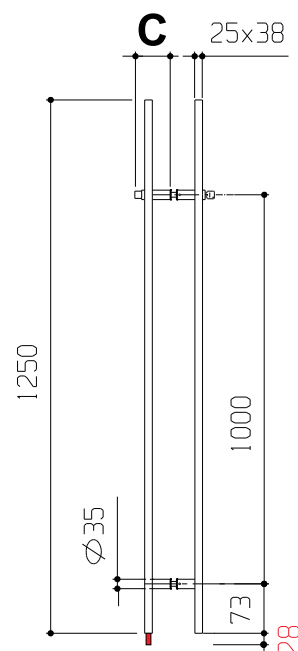
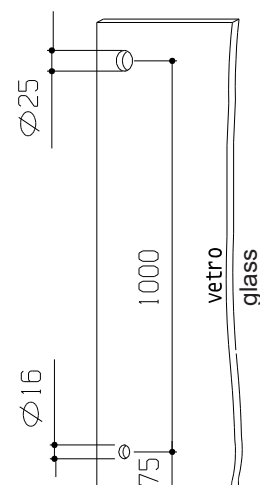
**F60**

**INOX SATINATO**  
**SATIN S. STEEL**

ACCESSORI INCLUSI  
INCLUDED ACCESSORIES



**POZZETTO A MOLLA - 60x22 mm**  
**FLOOR PIN - 60x22 mm**



USCITA PERNO: 28 mm  
STEM PROTRUSION: 28 mm

PER PORTE IN VETRO: SPESSORE 8/12 mm  
FOR GLASS DOORS: THICKNESS 8/12 mm



# INOX PROJECT



MANIGLIONI

*PULL HANDLES*



*Linea*

SPECIAL  
OVERSIZE  
REDUCED





CODICE CODE  
AISI 304

800S.40.XX.XX.60

Ø

A

B


C

40

XX

XX

90

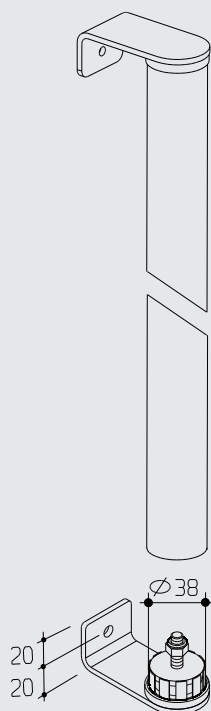
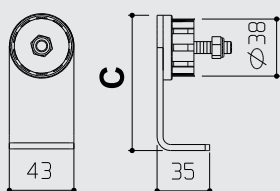


CODICE CODE

8870.40.60.CP

COPPIA SUPPORTI DIRITTI  
AD ESPANSIONE

PAIR OF STRAIGHT SUPPORTS  
WITH EXPANDING SYSTEM



MATERIALE  
MATERIAL

**INOX**  
**AISI**  
**304**

FINITURA  
FINISH

**F60**

INOX SATINATO SATIN S. STEEL

**SU MISURA**


LUNGHEZZA E INTERASSE  
CON 2 O PIÙ SUPPORTI FINO A 3500 mm

**CUSTOMIZED**

LENGTH AND WHEELBASE  
WITH 2 OR MORE SUPPORTS TILL 3500 mm

INCLINATO - SLANTED


MANIGLIONI - PULL HANDLES



CODICE CODE  
**AISI 304**

810S.40.XX.XX.60

Ø	A	B	C
40	XX	XX	133

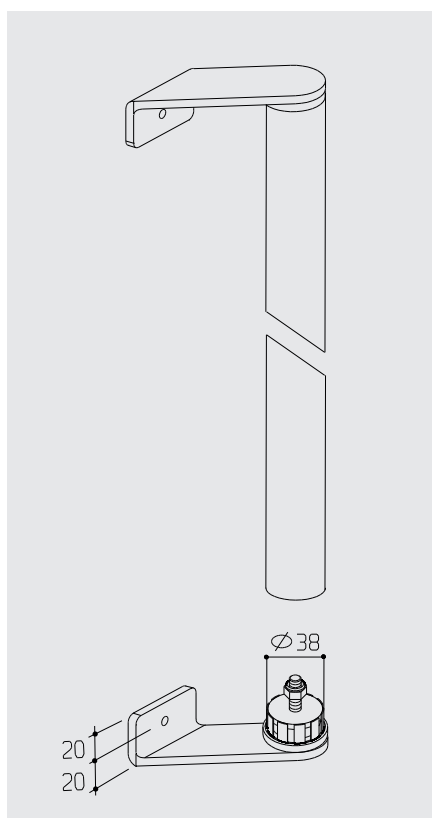
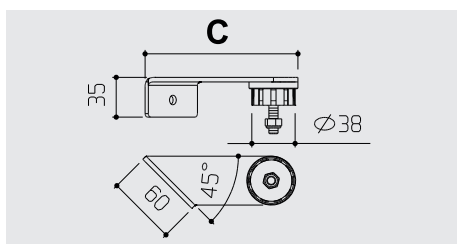


CODICE CODE

8880.40.60.CP

COPPIA SUPPORTI INCLINATI  
AD ESPANSIONE

PAIR OF SLANTED SUPPORTS  
WITH EXPANDING SYSTEM



MATERIALE  
MATERIAL

**INOX**  
**AISI**  
**304**

FINITURA  
FINISH

**F60**

INOX SATINATO SATIN S. STEEL



**SU MISURA**

LUNGHEZZA E INTERASSE  
CON 2 O PIÙ SUPPORTI FINO A 3500 mm

**CUSTOMIZED**

LENGTH AND WHEELBASE  
WITH 2 OR MORE SUPPORTS TILL 3500 mm

MATERIAL MATERIAL

**INOX**  
**AISI 304**

FINITURA FINISH

**F60**

INOX SATINATO SATIN S. STEEL

CODICE CODE

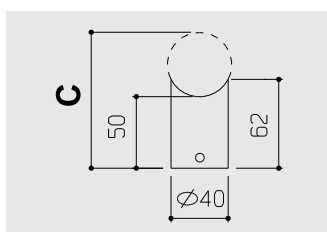
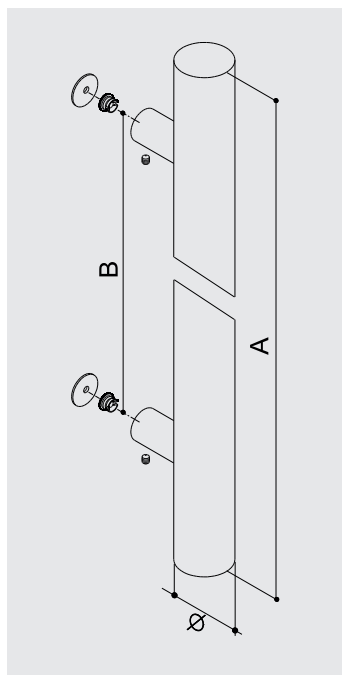
**AISI 304**

800.45.XX.XX.60

Ø	A	B	C
45	XX	XX	95



SUPPORTI DIRITTI  
STRAIGHT SUPPORTS



CODICE CODE

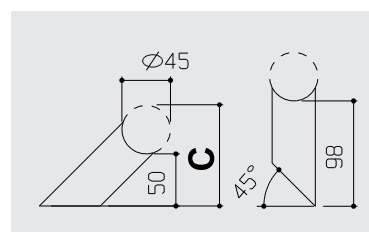
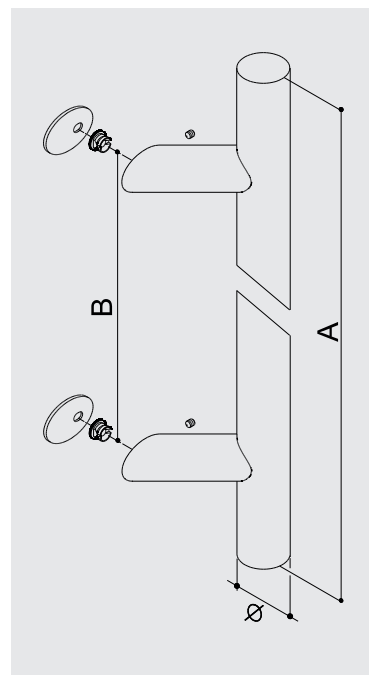
**AISI 304**

810.45.XX.XX.60

Ø	A	B	C
45	XX	XX	95



SUPPORTI INCLINATI  
SLANTED SUPPORTS



ACCESSORI INCLUSI INCLUDED ACCESSORIES



BUSSOLE  
BOLDS



GRANI  
GRUB SCREWS



GUARNIZIONI  
GASKETS

800

810

**SU MISURA**

LUNGHEZZA E INTERASSE  
CON 2 O PIÙ SUPPORTI FINO A 3500 mm

**CUSTOMIZED**

LENGTH AND WHEELBASE  
WITH 2 OR MORE SUPPORTS TILL 3500 mm

FINITURE e  
MATERIALE A  
RICHIESTA  
FINISHES AND  
MATERIAL  
ON REQUEST

**F62**

INOX SATINATO  
SATIN S. STEEL



**F61**

INOX LUCIDO  
POLISHED S. STEEL



**F NO**

NERO OPACO RAL 9005  
MATT BLACK RAL 9005



**F BO**

BIANCO OPACO RAL 9016  
OPAQUE WHITE RAL 9016



**F BL**

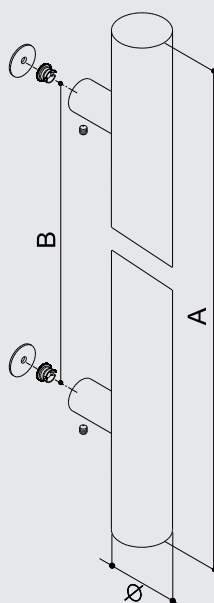
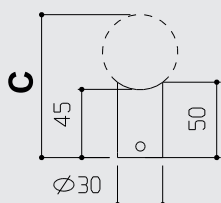
BIANCO LUCIDO RAL 9010  
GLOSSY WHITE RAL 9010



CODICE CODE  
AISI 304

800.50.XX.XX.60


Ø	A	B	C
50	XX	XX	95

SUPPORTI DIRITTI  
STRAIGHT SUPPORTSMATERIALE  
MATERIALINOX  
AISI  
304FINITURA  
FINISH

F60

INOX SATINATO SATIN S. STEEL

ACCESSORI INCLUSI INCLUDED ACCESSORIES

BUSSOLE  
BOLDSGRANI  
GRUB SCREWSGUARNIZIONI  
GASKETS**SU MISURA**LUNGHEZZA E INTERASSE  
CON 2 O PIÙ SUPPORTI FINO A 3500 mm**CUSTOMIZED**LENGTH AND WHEELBASE  
WITH 2 OR MORE SUPPORTS TILL 3500 mm**F62**INOX SATINATO  
SATIN S. STEEL**F61**INOX LUCIDO  
POLISHED S. STEEL**F NO**NERO OPACO RAL 9005  
MATT BLACK RAL 9005**F BO**BIANCO OPACO RAL 9016  
OPAQUE WHITE RAL 9016**F BL**BIANCO LUCIDO RAL 9010  
GLOSSY WHITE RAL 9010

DIRITTO - STRAIGHT

INCLINATO - SLANTED

**MANIGLIONI**  
**PULL HANDLES**

MATERIAL MATERIAL

**INOX**  
**AISI 304**

FINITURA FINISH

**F60**

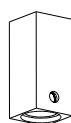
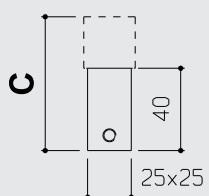
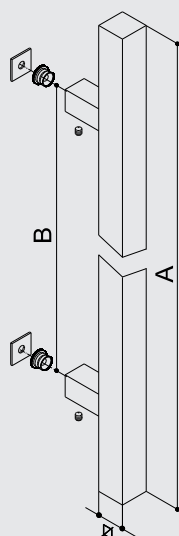
INOX SATINATO SATIN S. STEEL

CODICE CODE

**AISI 304**

831.30.XX.XX.60

□	A	B	C
30x30	XX	XX	70

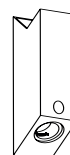
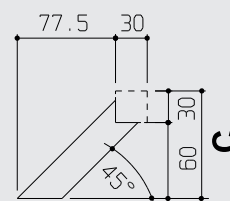
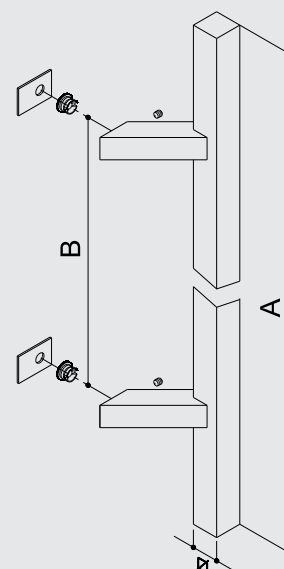

SUPPORTI DIRITTI  
STRAIGHT SUPPORTS


CODICE CODE

**AISI 304**

831Z.30.XX.XX.60

□	A	B	C
30x30	XX	XX	95


SUPPORTI INCLINATI  
SLANTED SUPPORTS


ACCESSORI INCLUSI INCLUDED ACCESSORIES


BUSSOLE  
BOLDS

GRANI  
GRUB SCREWS


831

GUARNIZIONI  
GASKETS


831Z

**SU MISURA**

LUNGHEZZA E INTERASSE  
CON 2 O PIÙ SUPPORTI FINO A 3500 mm

**CUSTOMIZED**

LENGTH AND WHEELBASE  
WITH 2 OR MORE SUPPORTS TILL 3500 mm

FINITURE e  
MATERIALE A  
RICHIESTA  
FINISHES AND  
MATERIAL ON  
REQUEST

**F62**  
INOX SATINATO  
SATIN S. STEEL

**INOX**  
**AISI 316**
**F61**  
INOX LUCIDO  
POLISHED S. STEEL

**F NO**  
NERO OPACO RAL 9005  
MATT BLACK RAL 9005

**F BO**  
BIANCO OPACO RAL 9016  
OPAQUE WHITE RAL 9016

**F BL**  
BIANCO LUCIDO RAL 9010  
GLOSSY WHITE RAL 9010




MATERIAL MATERIAL

**INOX**  
**AISI 304**

FINITURA FINISH

**F60**


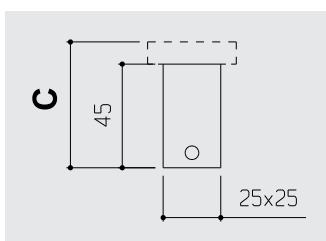
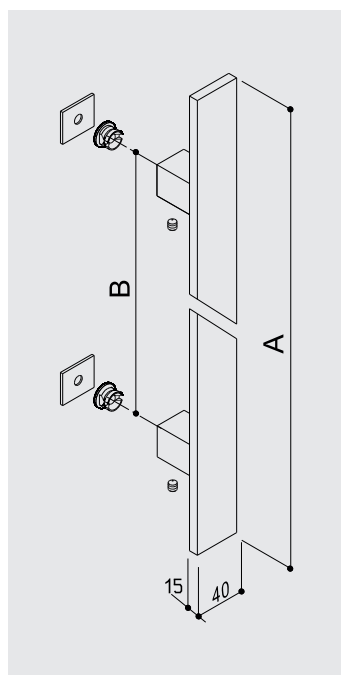
INOX SATINATO SATIN S. STEEL

CODICE CODE

**AISI 304**

841S.4015.XX.XX.60

	A	B	C
40x15 XX XX 55			

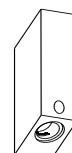
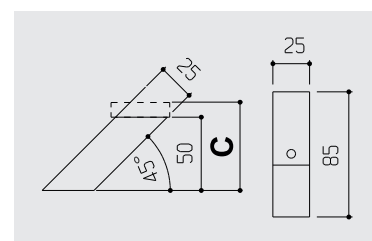
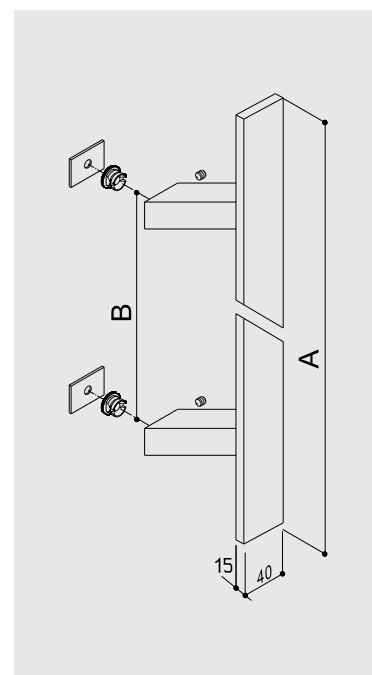

SUPPORTI DIRITTI  
STRAIGHT SUPPORTS


CODICE CODE

**AISI 304**

841Z.4015.XX.XX.60

	A	B	C
40x15 XX XX 60			


SUPPORTI INCLINATI  
SLANTED SUPPORTS


ACCESSORI INCLUSI INCLUDED ACCESSORIES


BUSSOLE  
BOLDS

GRANI  
GRUB SCREWS


841S




841Z

GUARNIZIONI  
GASKETS

**SU MISURA**

LUNGHEZZA E INTERASSE  
CON 2 O PIÙ SUPPORTI FINO A 3500 mm

**CUSTOMIZED**

LENGTH AND WHEELBASE  
WITH 2 OR MORE SUPPORTS TILL 3500 mm

**F62**

INOX SATINATO  
SATIN S. STEEL

**INOX**  
**AISI 316**
**F61**

INOX LUCIDO  
POLISHED S. STEEL

**F NO**

NERO OPACO RAL 9005  
MATT BLACK RAL 9005

**F BO**

BIANCO OPACO RAL 9016  
OPAQUE WHITE RAL 9016

**F BL**

BIANCO LUCIDO RAL 9010  
GLOSSY WHITE RAL 9010

MATERIAL MATERIAL

**INOX**  
**AISI 304**

FINITURA FINISH

**F60**


INOX SATINATO SATIN S. STEEL

CODICE CODE

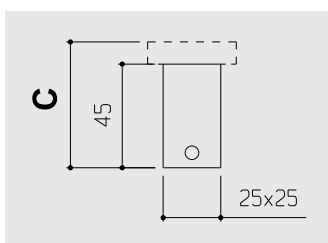
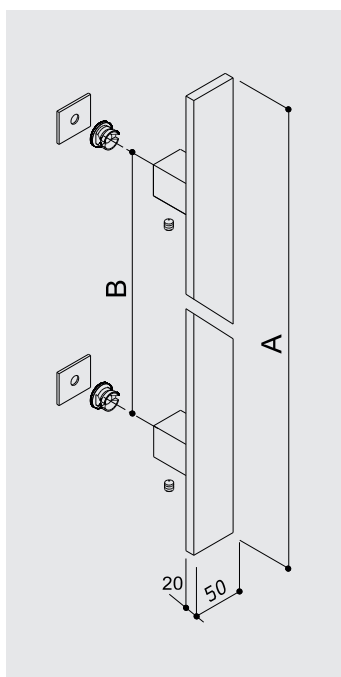
**AISI 304**

841S.5020.XX.XX.60

	A	B	C
50x20	XX	XX	55



SUPPORTI DIRITTI  
STRAIGHT SUPPORTS

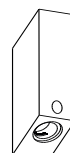


CODICE CODE

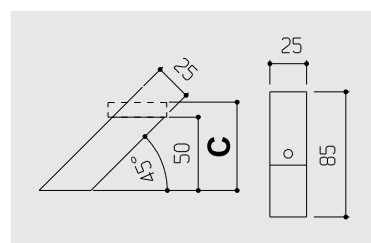
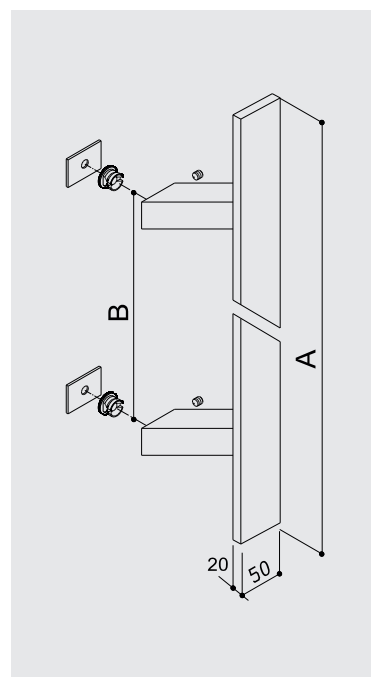
**AISI 304**

841Z.5020.XX.XX.60

	A	B	C
50x20	XX	XX	60



SUPPORTI INCLINATI  
SLANTED SUPPORTS



ACCESSORI INCLUSI INCLUDED ACCESSORIES



BUSSOLE  
BOLDS



GRANI  
GRUB SCREWS



841S



841Z

GUARNIZIONI  
GASKETS

**SU MISURA**

LUNGHEZZA E INTERASSE  
CON 2 O PIÙ SUPPORTI FINO A 3500 mm

**CUSTOMIZED**

LENGTH AND WHEELBASE  
WITH 2 OR MORE SUPPORTS TILL 3500 mm

FINITURE e  
MATERIALE A  
RICHIESTA  
FINISHES AND  
MATERIAL  
ON REQUEST

**F62**  
INOX SATINATO  
SATIN S. STEEL

**F61**  
INOX LUCIDO  
POLISHED S. STEEL

**F NO**  
NERO OPACO RAL 9005  
MATT BLACK RAL 9005

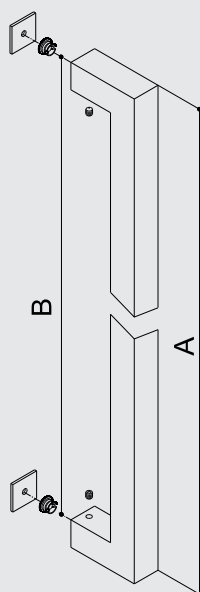
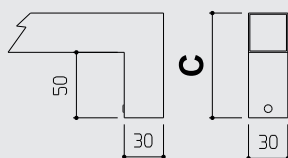
**F BO**  
BIANCO OPACO RAL 9016  
OPAQUE WHITE RAL 9016

**F BL**  
BIANCO LUCIDO RAL 9010  
GLOSSY WHITE RAL 9010



CODICE CODE				
AISI 304	30x30	XX	XX	80

CODICE CODE				
AISI 316	30x30	XX	XX	80



MATERIALE MATERIAL	<b>INOX AISI 304</b>	<b>INOX AISI 316</b>
-----------------------	------------------------------	------------------------------


FINITURA FINISH	<b>F60</b>	<b>F62</b>
--------------------	------------	------------

INOX SATINATO SATIN S. STEEL

ACCESSORI INCLUSI INCLUDED ACCESSORIES


BUSSOLE  
BOLDS

GRANI  
GRUB SCREWS

GUARNIZIONI  
GASKETS

**SU MISURA**  
 LUNGHEZZA E INTERASSE  
 CON 2 O PIÙ SUPPORTI FINO A 3500 mm

**CUSTOMIZED**  
 LENGTH AND WHEELBASE  
 WITH 2 OR MORE SUPPORTS TILL 3500 mm

 FINITURE  
 A RICHIESTA  
 FINISHES  
 ON REQUEST

**F61**  
 INOX LUCIDO  
 POLISHED S. STEEL

**F NO**  
 NERO OPACO RAL 9005  
 MATT BLACK RAL 9005

**F BO**  
 BIANCO OPACO RAL 9016  
 OPAQUE WHITE RAL 9016

**F BL**  
 BIANCO LUCIDO RAL 9010  
 GLOSSY WHITE RAL 9010

MATERIAL MATERIAL

**INOX  
AISI 304**

FINITURA FINISH

**F60**

INOX SATINATO SATIN S. STEEL



CODICE CODE

**AISI 304**

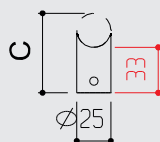
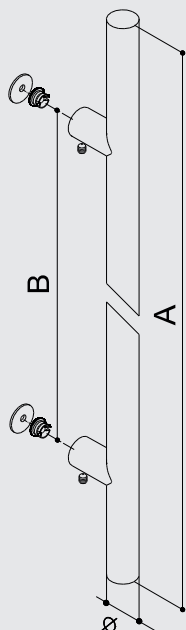
800.25.XX.XX.RI.60

Ø	A	B	C
25	XX	XX	58



SUPPORTI DIRITTI  
STRAIGHT SUPPORTS

ALTEZZA SUPPORTI  
RIDOTTA  
LOW SUPPORTS  
HEIGHT



CODICE CODE

**AISI 304**

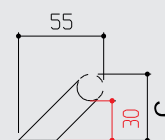
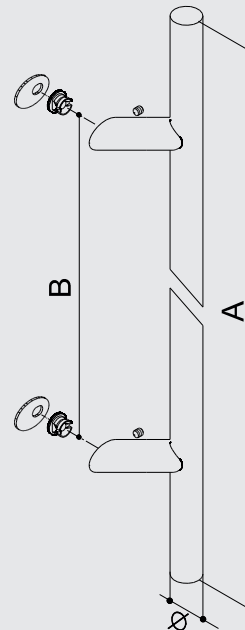
810.25.XX.XX.RI.60

Ø	A	B	C
25	XX	XX	55



SUPPORTI INCLINATI  
SLANTED SUPPORTS

ALTEZZA SUPPORTI  
RIDOTTA  
LOW SUPPORTS  
HEIGHT



ACCESSORI INCLUSI INCLUDED ACCESSORIES



BUSSOLE  
BOLDS



GRANI  
GRUB SCREWS



GUARNIZIONI  
GASKETS

800

810

**SU MISURA**

LUNGHEZZA E INTERASSE  
CON 2 O PIÙ SUPPORTI FINO A 3500 mm

**CUSTOMIZED**

LENGTH AND WHEELBASE  
WITH 2 OR MORE SUPPORTS TILL 3500 mm

FINITURE e  
MATERIALE A  
RICHIESTA  
FINISHES AND  
MATERIAL ON  
REQUEST

**F62**

INOX SATINATO  
SATIN S. STEEL



**F61**

INOX LUCIDO  
POLISHED S. STEEL



**F NO**

NERO OPACO RAL 9005  
MATT BLACK RAL 9005



**F BO**

BIANCO OPACO RAL 9016  
OPAQUE WHITE RAL 9016



**F BL**

BIANCO LUCIDO RAL 9010  
GLOSSY WHITE RAL 9010



MATERIAL MATERIAL

**INOX  
AISI 304**

FINITURA FINISH

**F60**

INOX SATINATO SATIN S. STEEL



CODICE CODE

**AISI 304**

841S.4010.XX.XX.RI.60

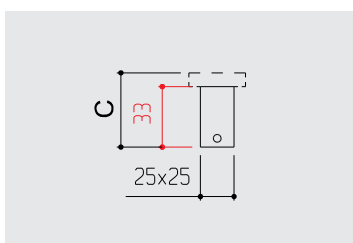
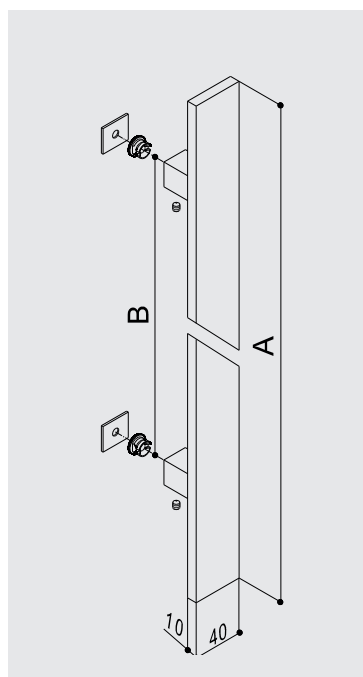
	A	B	C
40x10	XX	XX	43



SUPPORTI DIRITTI  
STRAIGHT SUPPORTS

ALTEZZA SUPPORTI  
RIDOTTA

LOW SUPPORTS  
HEIGHT



CODICE CODE

**AISI 304**

841Z.4010.XX.XX.RI.60

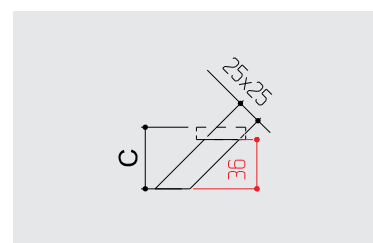
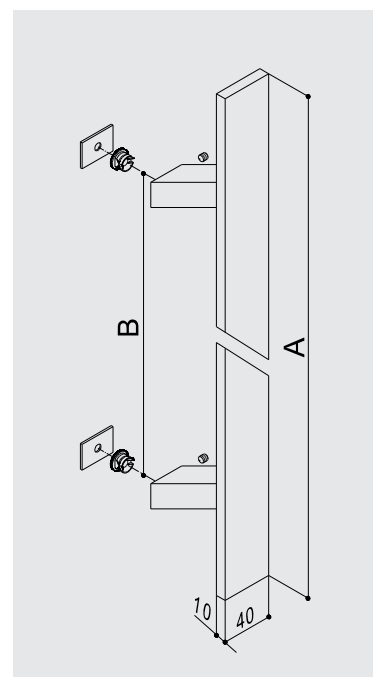
	A	B	C
40x10	XX	XX	46



SUPPORTI INCLINATI  
SLANTED SUPPORTS

ALTEZZA SUPPORTI  
RIDOTTA

LOW SUPPORTS  
HEIGHT



ACCESSORI INCLUSI INCLUDED ACCESSORIES



BUSSOLE  
BOLDS



GRANI  
GRUB SCREWS



841S



841Z

GUARNIZIONI  
GASKETS

**SU MISURA**

LUNGHEZZA E INTERASSE  
CON 2 O PIÙ SUPPORTI FINO A 3500 mm

**CUSTOMIZED**

LENGTH AND WHEELBASE  
WITH 2 OR MORE SUPPORTS TILL 3500 mm



**F62**

INOX SATINATO  
SATIN S. STEEL

**INOX  
AISI 316**

**F61**

INOX LUCIDO  
POLISHED S. STEEL

**F NO**

NERO OPACO RAL 9005  
MATT BLACK RAL 9005

**F BO**

BIANCO OPACO RAL 9016  
OPAQUE WHITE RAL 9016

**F BL**

BIANCO LUCIDO RAL 9010  
GLOSSY WHITE RAL 9010





CODICE CODE

AISI 304

830R.32.382.350.60

 $\varnothing$ 

A

B

C

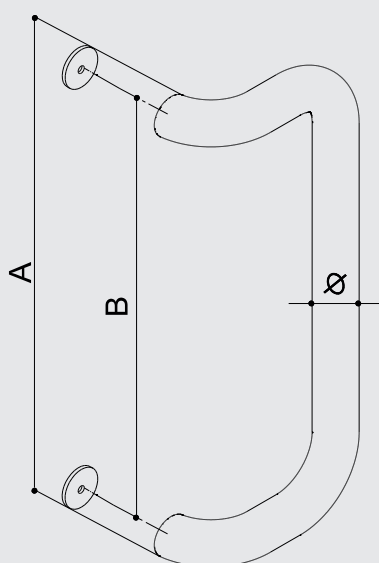
32

382

350

57


 ALTEZZA IMPUGNATURA RIDOTTA  
 LOW HANDLE HEIGHT

 FILETTO INTERNO FISSO M8  
 INNER M8 THREAD (WITHOUT BOLTS)

 MATERIALE  
 MATERIAL

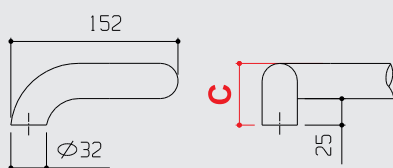
**INOX**  
**AISI**  
**304**

 FINITURA  
 FINISH

**F60**

INOX SATINATO SATIN S. STEEL

 ACCESSORI INCLUSI  
 INCLUDED ACCESSORIES

 GUARNIZIONI  
 GASKETS

 FINITURE  
 A RICHIESTA  
 FINISHES  
 ON REQUEST

**F61**  
 INOX LUCIDO  
 POLISHED S. STEEL

**F NO**  
 NERO OPACO RAL 9005  
 MATT BLACK RAL 9005

**F BO**  
 BIANCO OPACO RAL 9016  
 OPAQUE WHITE RAL 9016

**F BL**  
 BIANCO LUCIDO RAL 9010  
 GLOSSY WHITE RAL 9010


**FERRULM521**

BUSSOLA PER MANIGLIONI FORO PASSANTE CON FILETTO M5 (SOLO PER ARTICOLO 805)  
 M5 BOLT FOR PULL HANDLE SUPPORT (ONLY FOR ITEM 805)


**FERRULM621**

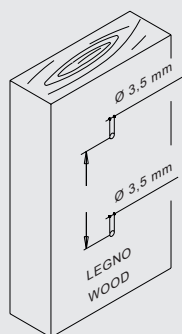
BUSSOLA PER MANIGLIONI FORO PASSANTE CON FILETTO M6  
 M6 BOLT FOR PULL HANDLE SUPPORT


**FERRULM821**

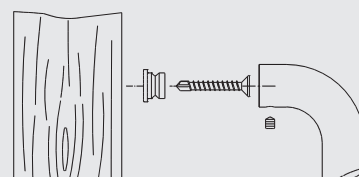
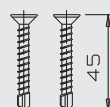
BUSSOLA PER MANIGLIONI FORO PASSANTE CON FILETTO M8  
 M8 BOLT FOR PULL HANDLE SUPPORT

**FISS 01**


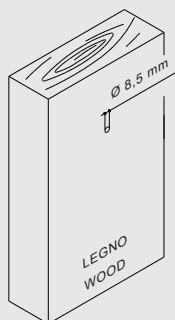
FISSAGGIO SINGOLO PER PORTE IN LEGNO  
 SINGLE FIXING FOR WOODEN DOORS



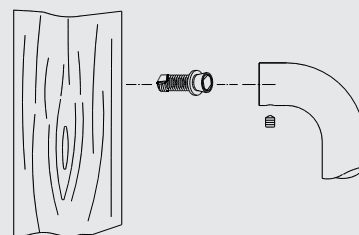
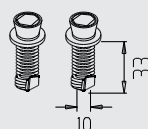
VITI AUTOPERFORANTI  
 SELF DRILLING SCREWS


**FISS 01-B**

FISSAGGIO SINGOLO NON PASSANTE PER PORTE IN LEGNO  
 NON-THROUGH SINGLE FIXING FOR WOODEN DOORS

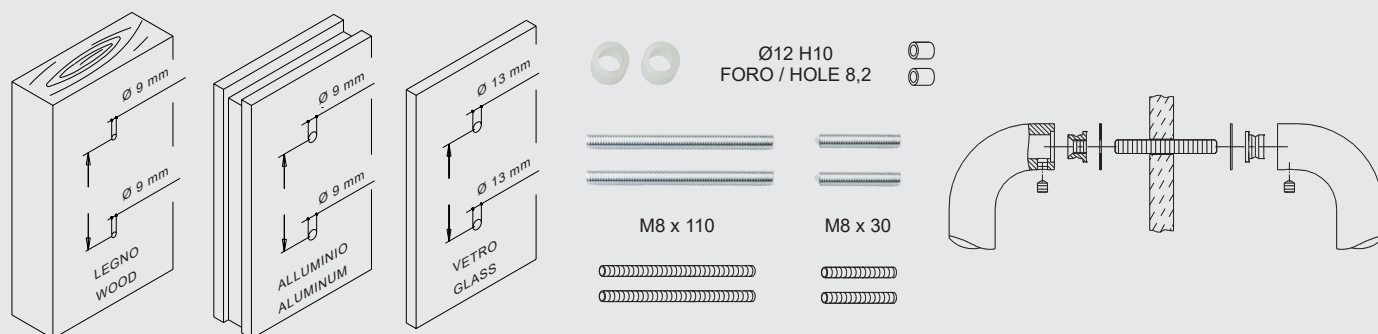


VITI AUTOFILETTANTI  
 SELF TAPPING SCREWS



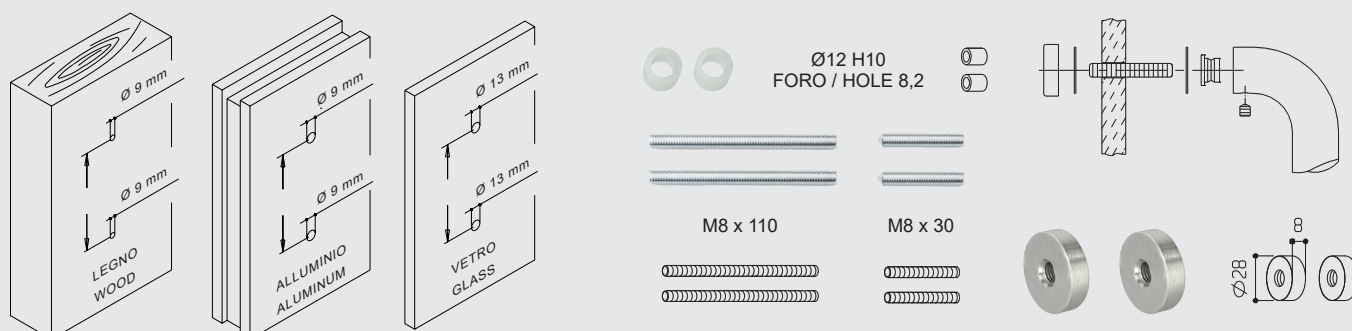
### FISS 02

FISSAGGIO PER COPPIA PER PORTE IN LEGNO - ALLUMINIO - VETRO  
BACK TO BACK FIXING FOR WOODEN - ALUMINUM - GLASS DOORS



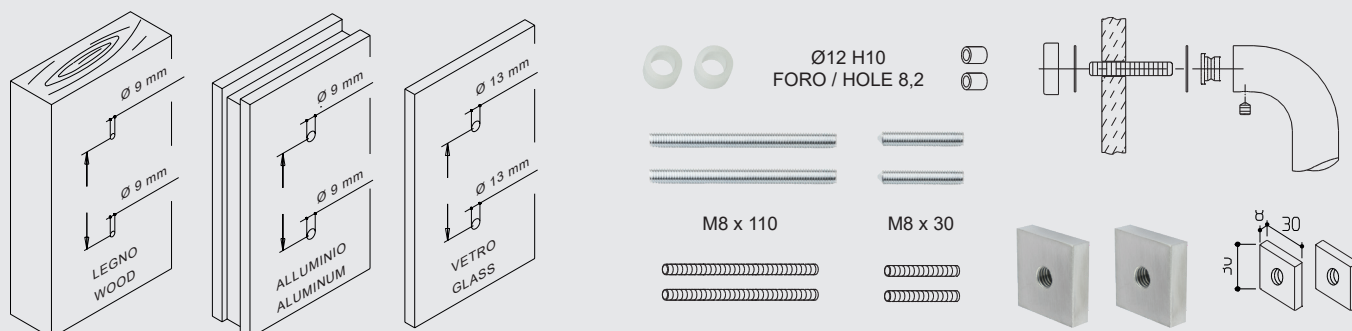
### FISS 03

FISSAGGIO PASSANTE PER MANIGLIONE SINGOLO PER PORTE IN LEGNO - ALLUMINIO - VETRO  
PASSING FIXING FOR SINGLE PULL HANDLE FOR WOODEN - ALUMINUM - GLASS DOORS



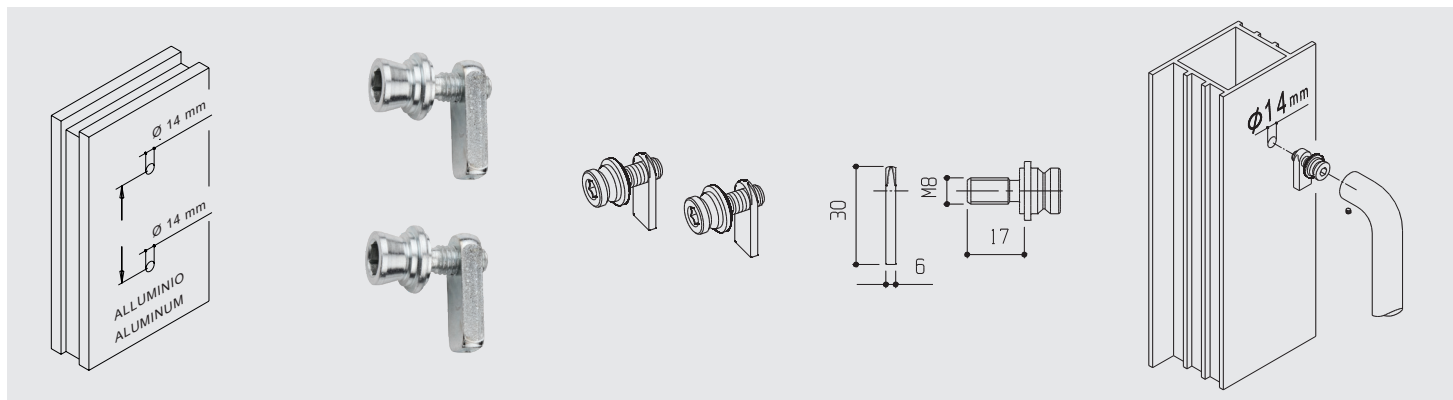
### FISS 03Q

FISSAGGIO PASSANTE PER MANIGLIONE SINGOLO PER PORTE IN LEGNO - ALLUMINIO - VETRO  
PASSING FIXING FOR SINGLE PULL HANDLE FOR WOODEN - ALUMINUM - GLASS DOORS



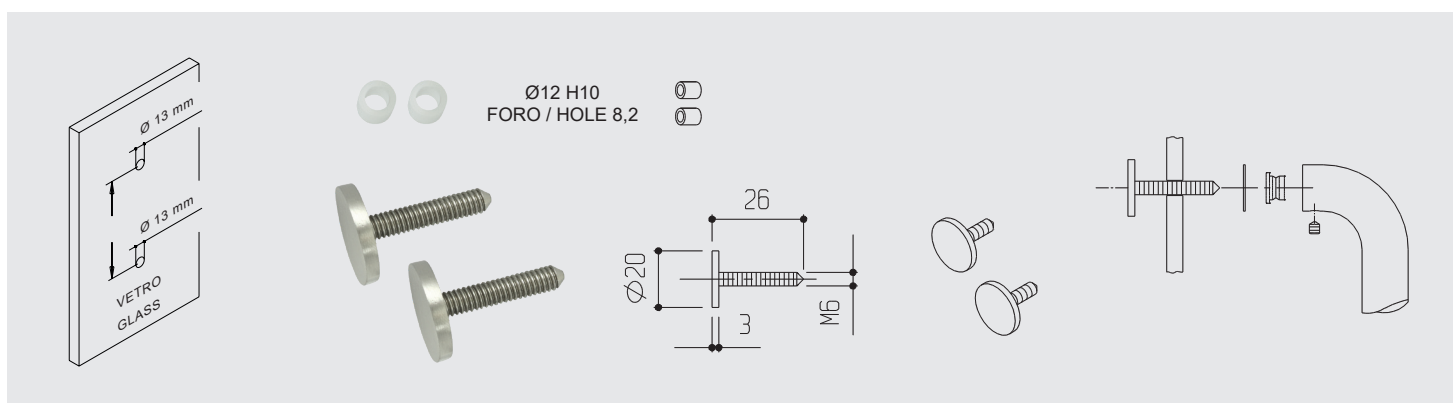
### FISS 04

FISSAGGIO SINGOLO PER PORTE IN ALLUMINIO CON PROFILO MONOCAMERA  
SINGLE FIXING FOR PROFILES ONE CAVITY ALUMINUM



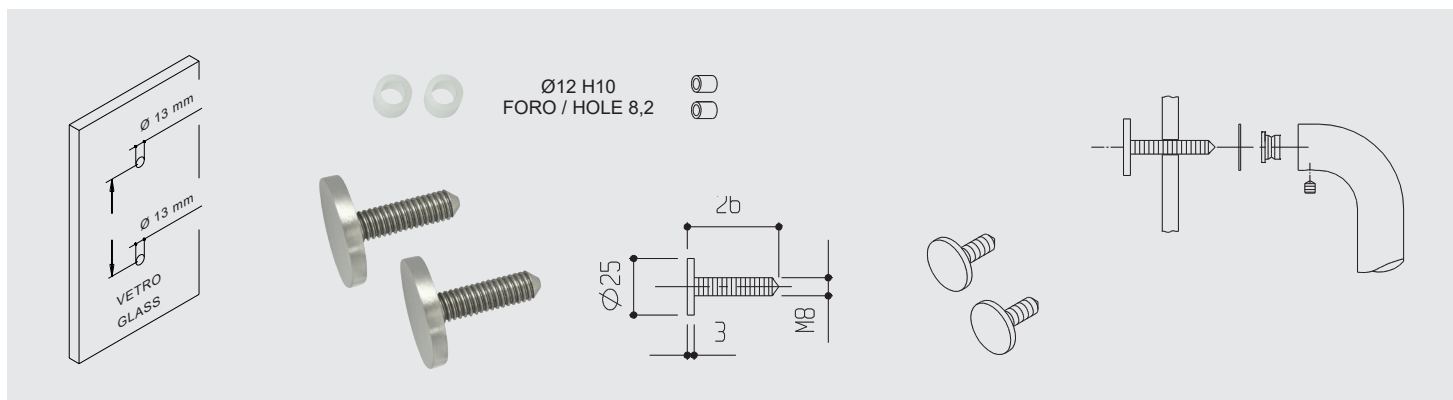
### FISS 05M6

FISSAGGIO SINGOLO M6 PER PORTE IN VETRO  
M6 SINGLE FIXING FOR GLASS DOORS



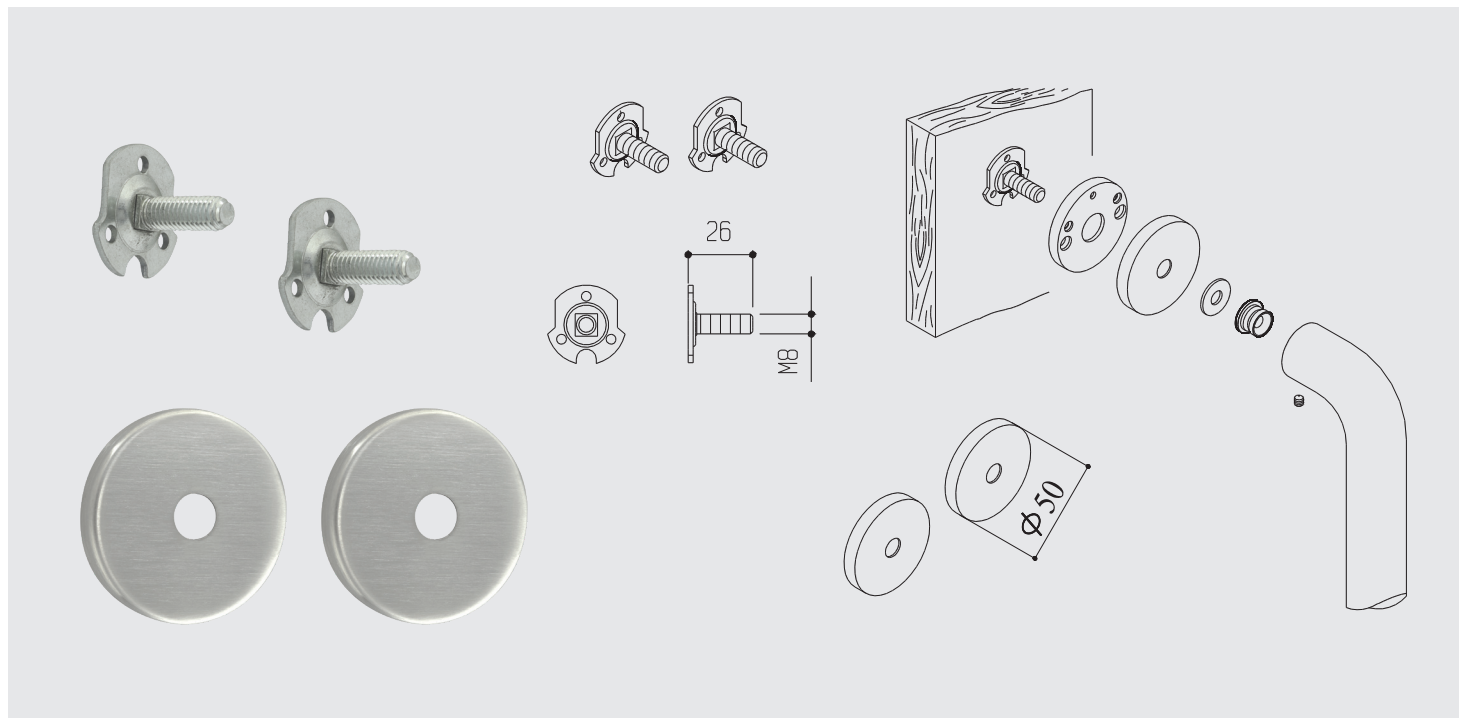
### FISS 05M8

FISSAGGIO SINGOLO M8 PER PORTE IN VETRO  
M8 SINGLE FIXING FOR GLASS DOORS



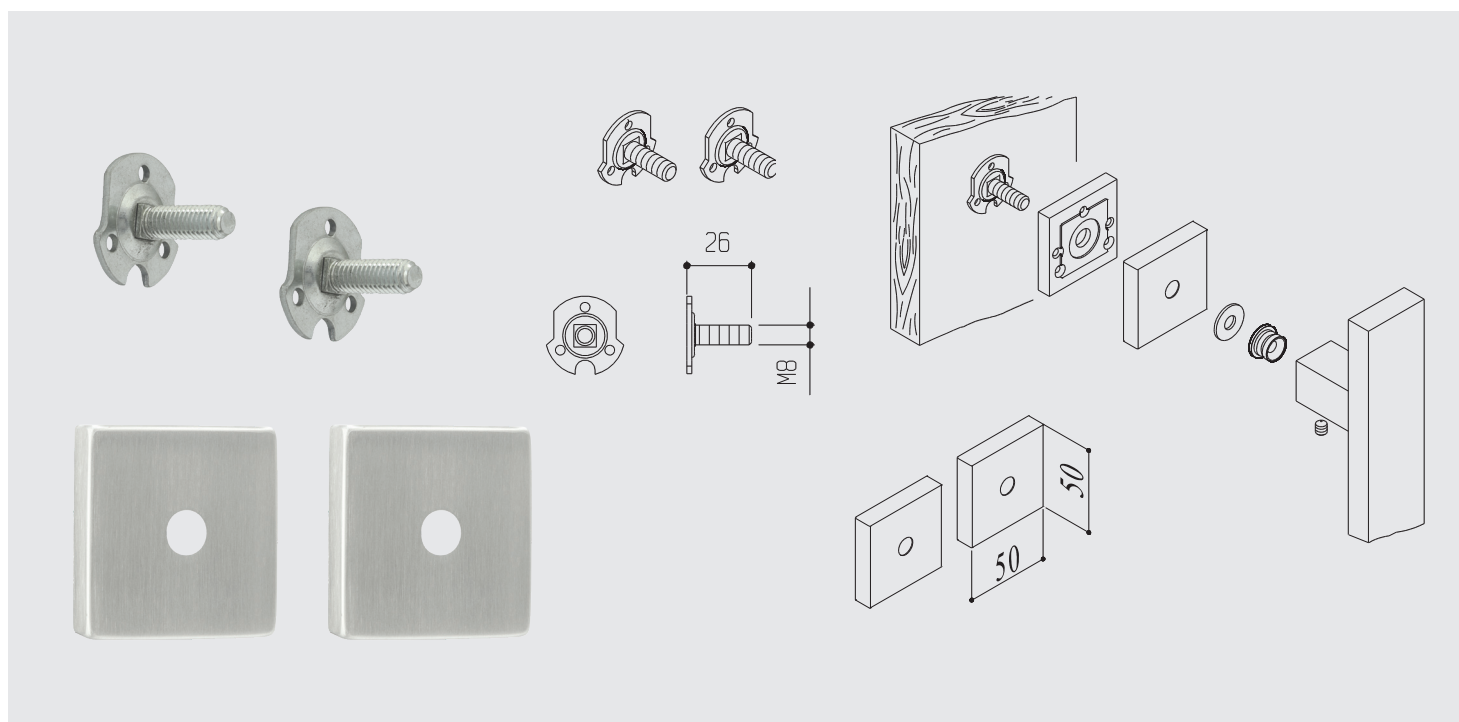
**FISS 06**

FISSAGGIO SINGOLO CON ROSETTA TONDA E PIASTRINA PER MANIGLIONI CON SUPPORTO TONDO DIRITTO  
SINGLE FIXING WITH ROUND ROSE AND UNDER PLATE FOR PULL HANDLES WITH ROUND SUPPORT



**FISS 07**

FISSAGGIO SINGOLO CON ROSETTA QUADRA E PIASTRINA PER MANIGLIONI CON SUPPORTO QUADRO DIRITTO  
SINGLE FIXING WITH SQUARE ROSE AND UNDER PLATE FOR PULL HANDLES WITH SQUARE SUPPORT







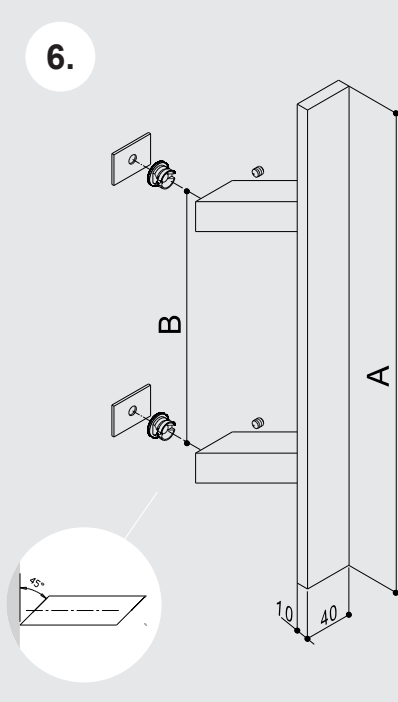
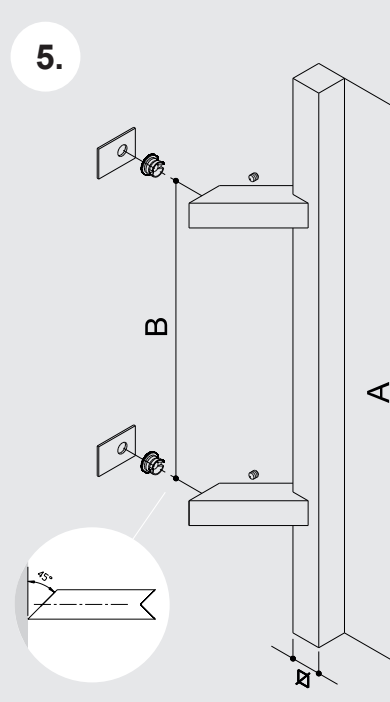
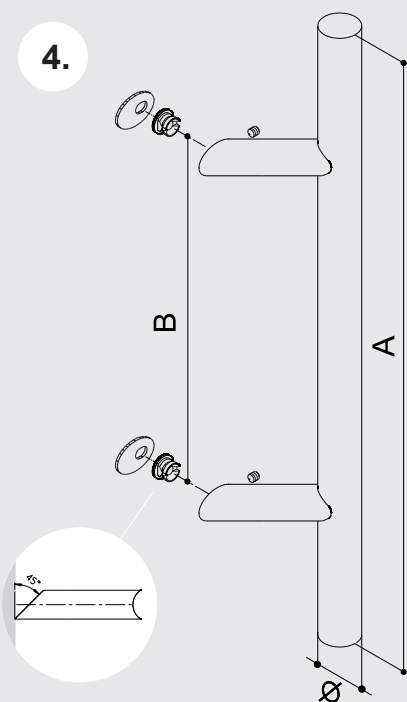
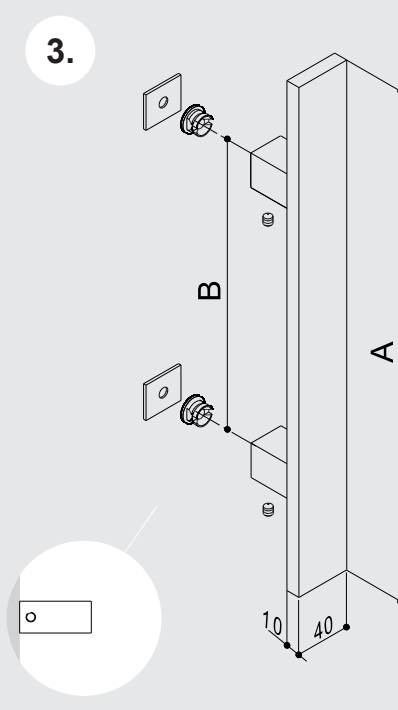
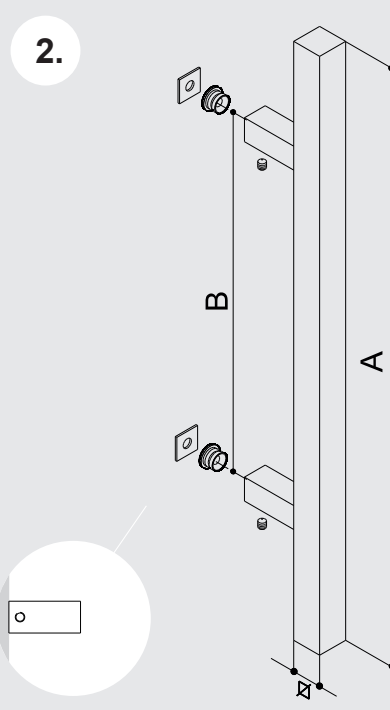
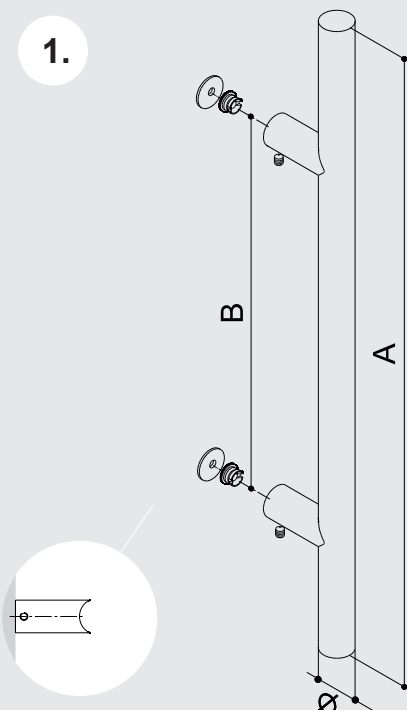
**SU MISURA**

LUNGHEZZA E INTERASSE CON 2 O PIÙ SUPPORTI FINO A 3500 mm

**CUSTOMIZED**

LENGTH AND WHEELBASE WITH 2 OR MORE SUPPORTS TILL 3500 mm

MANIGLIONI SU MISURA CON SUPPORTI **1. 2. 3. DIRITTI** E **4. 5. 6. INCLINATI**  
CUSTOMIZED PULL HANDLES WITH STRAIGHT (1 2 3) AND SLANTED (4 5 6) SUPPORTS





# INOX PROJECT

MANIGLIE

HANDLES



*Linea*

ROUND  
SQUARE

**MANIGLIE - HANDLES**

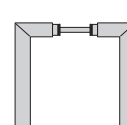


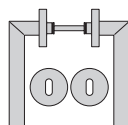
MATERIAL MATERIAL

**INOX**  
**AISI 304**
**INOX**  
**AISI 316**

FINITURA FINISH

**F60**
**F62**

INOX SATINATO SATIN S. STEEL


**101.236.B.60**

ROSETTA TONDA  
FORO CHIAVE  
ROUND ROSE  
KEY HOLE

**101.236.Z.60**

ROSETTA TONDA  
FORO CILINDRO  
ROUND ROSE  
CYLINDER HOLE



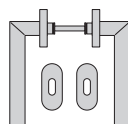
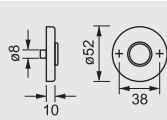
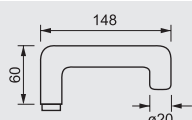
**101.236.60**

ROSETTA TONDA  
SENZA BOCCHETTE  
ROUND ROSE  
WITHOUT ESCUTCHEON

**101.60**

BILANCINO  
PAIR OF  
HANDLES

SOTTOROSSETTA  
IN PLASTICA

PVC UNDER  
CONSTRUCTIONS

**101.277.B.60**

ROSETTA OVALE  
FORO CHIAVE  
OVAL  
ROSE KEY HOLE



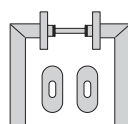
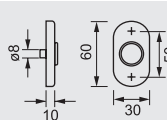
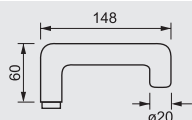
**101.277.Z.60**

ROSETTA OVALE  
FORO CILINDRO  
OVAL ROSE  
CYLINDER HOLE

**101.277.60**

ROSETTA OVALE  
SENZA BOCCHETTE  
OVAL ROSE  
WITHOUT ESCUTCHEON

SOTTOROSSETTA  
IN PLASTICA

PVC UNDER  
CONSTRUCTIONS

**101.277.CMB.60**

ROSETTA OVALE  
FORO CHIAVE  
OVAL  
ROSE KEY HOLE

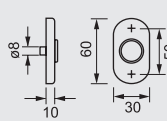
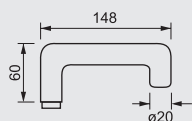
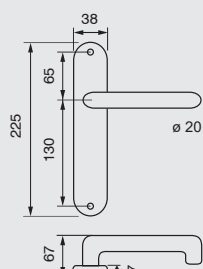
**101.277.CMZ.60**

ROSETTA OVALE  
FORO CILINDRO  
OVAL ROSE  
CYLINDER HOLE

**101.277.CM.60**

ROSETTA OVALE  
SENZA BOCCHETTE  
OVAL ROSE  
WITHOUT ESCUTCHEON

SOTTOROSSETTA  
IN METALLO

METAL UNDER  
CONSTRUCTIONS

**COPPIA MANIGLIE SU PLACCA C/C DA SPECIFICARE - PAIR OF DOOR HANDLES ON PLATE (C/C SIZE TO SPECIFY)**

**101.202L.B.60**

PLACCA  
FORO CHIAVE  
KEY HOLE PLATE

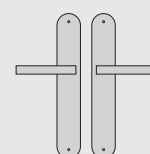
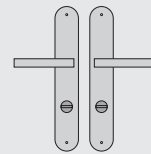
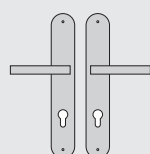
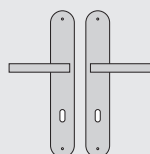
**101.202L.Z.60**


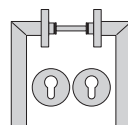
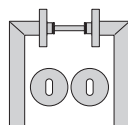
PLACCA  
FORO CILINDRO  
CYLINDER HOLE PLATE

**101.202L.W.60**

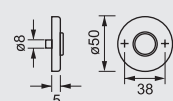
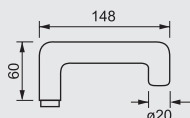
PLACCA CON  
NOTTOLINO WC  
PLATE WITH PRIVACY KNOB

**101.202L.60**

PLACCA  
CIECA  
BLIND PLATE




## H5



SOTTOROSSETTA  
IN METALLO

METAL UNDER  
CONSTRUCTIONS

### 101.203.CM.B.60

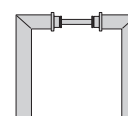
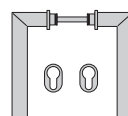
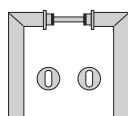
ROSETTA TONDA  
FORO CHIAVE  
ROUND ROSE  
KEY HOLE

### 101.203.CM.Z.60

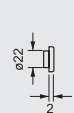
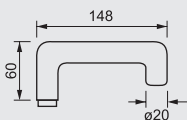
ROSETTA TONDA  
FORO CILINDRO  
ROUND ROSE  
CYLINDER HOLE

### 101.203.CM.60

ROSETTA TONDA  
SENZA BOCCHETTE  
ROUND ROSE  
WITHOUT ESCUTCHEON



## MINI



### 101.241.B.60

ROSETTA TONDA  
FORO CHIAVE  
ROUND ROSE  
KEY HOLE

### 101.241.Z.60

ROSETTA TONDA  
FORO CILINDRO  
ROUND ROSE  
CYLINDER HOLE

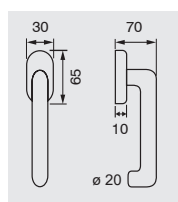
### 101.241.60

ROSETTA TONDA  
SENZA BOCCHETTE  
ROUND ROSE  
WITHOUT ESCUTCHEON



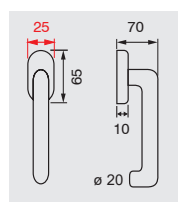
### 101.DK.60

MANIGLIA DK  
WINDOW HANDLE



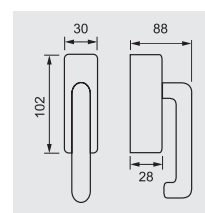
### 101.DK25.60

MANIGLIA DK STRETTO  
WINDOW HANDLE



### 101.DKS.60

MANIGLIA DK DI SICUREZZA  
SAFETY WINDOW HANDLE





**MANIGLIE - HANDLES**

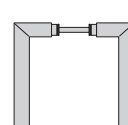


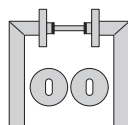
MATERIAL MATERIAL

**INOX**  
**AISI 304**
**INOX**  
**AISI 316**

FINITURA FINISH

**F60**
**F62**

INOX SATINATO SATIN S. STEEL


**102.236.B.60**

 ROSETTA TONDA  
 FORO CHIAVE  
 ROUND ROSE  
 KEY HOLE

**102.236.Z.60**

 ROSETTA TONDA  
 FORO CILINDRO  
 ROUND ROSE  
 CYLINDER HOLE



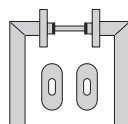
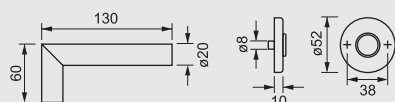
**102.236.60**

 ROSETTA TONDA  
 SENZA BOCCHETTE  
 ROUND ROSE  
 WITHOUT ESCUTCHEON

**102.60**

 BILANCINO  
 PAIR OF  
 HANDLES

 SOTTOROSSETTA  
 IN PLASTICA

 PVC UNDER  
 CONSTRUCTIONS

**102.277.B.60**

 ROSETTA OVALE  
 FORO CHIAVE  
 OVAL  
 ROSE KEY HOLE



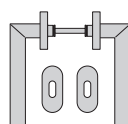
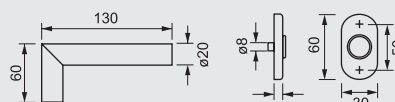
**102.277.Z.60**

 ROSETTA OVALE  
 FORO CILINDRO  
 OVAL ROSE  
 CYLINDER HOLE

**102.277.60**

 ROSETTA OVALE  
 SENZA BOCCHETTE  
 OVAL ROSE  
 WITHOUT ESCUTCHEON

 SOTTOROSSETTA  
 IN PLASTICA

 PVC UNDER  
 CONSTRUCTIONS

**102.277.CMB.60**

 ROSETTA OVALE  
 FORO CHIAVE  
 OVAL  
 ROSE KEY HOLE

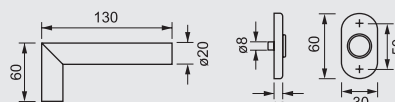
**102.277.CMZ.60**

 ROSETTA OVALE  
 FORO CILINDRO  
 OVAL ROSE  
 CYLINDER HOLE

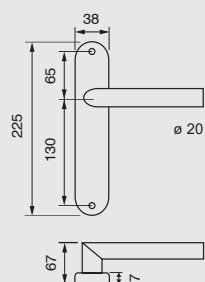
**102.277.CM.60**

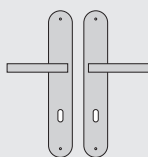
 ROSETTA OVALE  
 SENZA BOCCHETTE  
 OVAL ROSE  
 WITHOUT ESCUTCHEON

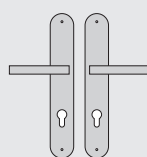
 SOTTOROSSETTA  
 IN METALLO

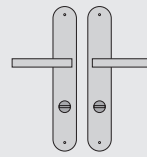
 METAL UNDER  
 CONSTRUCTIONS


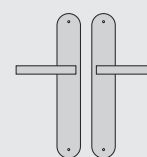
COPPIA MANIGLIE SU PLACCA C/C DA SPECIFICARE - PAIR OF DOOR HANDLES ON PLATE (C/C SIZE TO SPECIFY)



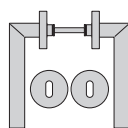

**102.202L.B.60**

 PLACCA  
 FORO CHIAVE  
 KEY HOLE PLATE

**102.202L.Z.60**

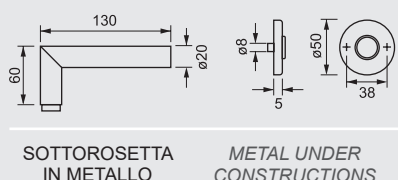
 PLACCA  
 FORO CILINDRO  
 CYLINDER HOLE PLATE

**102.202L.W.60**

 PLACCA CON  
 NOTTOLINO WC  
 PLATE WITH PRIVACY KNOB

**102.202L.60**

 PLACCA  
 CIECA  
 BLIND PLATE




## H5



SOTTOROSSETTA  
IN METALLO

METAL UNDER  
CONSTRUCTIONS

## 102.203.CM.B.60

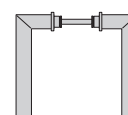
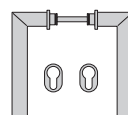
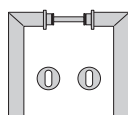
ROSETTA TONDA  
FORO CHIAVE  
ROUND ROSE  
KEY HOLE

## 102.203.CM.Z.60

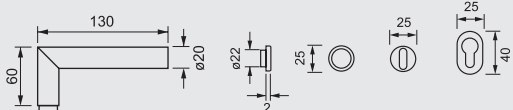
ROSETTA TONDA  
FORO CILINDRO  
ROUND ROSE  
CYLINDER HOLE

## 102.203.CM.60

ROSETTA TONDA  
SENZA BOCCHETTE  
ROUND ROSE  
WITHOUT ESCUTCHEON



## MINI



## 102.241.B.60

ROSETTA TONDA  
FORO CHIAVE  
ROUND ROSE  
KEY HOLE

## 102.241.Z.60

ROSETTA TONDA  
FORO CILINDRO  
ROUND ROSE  
CYLINDER HOLE

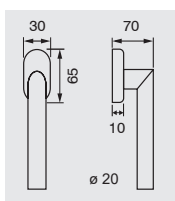
## 102.241.60

ROSETTA TONDA  
SENZA BOCCHETTE  
ROUND ROSE  
WITHOUT ESCUTCHEON



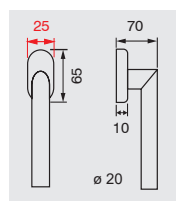
## 102.DK.60

MANIGLIA DK  
WINDOW HANDLE



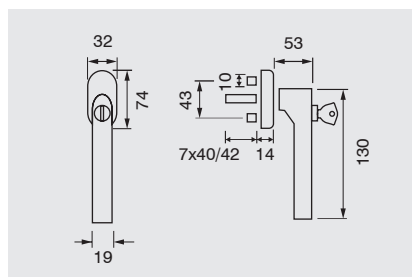
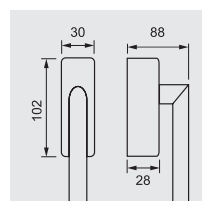
## 102.DK25.60

MANIGLIA DK STRETTO  
WINDOW HANDLE



## 102.DKS.60

MANIGLIA DK DI SICUREZZA  
SAFETY WINDOW HANDLE



DK ANTIEFFRAZIONE  
C/CHIAVE E CILINDRO FRONTALE  
BURGLARY RESISTANCE DK WITH KEY  
AND FRONT CYLINDER

## 102 DKL 60

FINITURE  
A RICHIESTA  
FINISHES  
ON REQUEST

**F61**  
INOX LUCIDO  
POLISHED S. STEEL

**F NO**  
NERO OPACO RAL 9005  
MATT BLACK RAL 9005

**F BO**  
BIANCO OPACO RAL 9016  
OPAQUE WHITE RAL 9016

**F BL**  
BIANCO LUCIDO RAL 9010  
GLOSSY WHITE RAL 9010

**MANIGLIE - HANDLES**

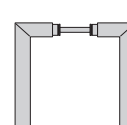


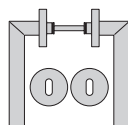
MATERIAL MATERIAL

**INOX**  
**AISI 304**
**INOX**  
**AISI 316**

FINITURA FINISH

**F60**
**F62**

INOX SATINATO SATIN S. STEEL


**103.236.B.60**

ROSETTA TONDA  
FORO CHIAVE  
ROUND ROSE  
KEY HOLE

**103.236.Z.60**

ROSETTA TONDA  
FORO CILINDRO  
ROUND ROSE  
CYLINDER HOLE



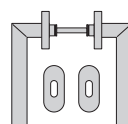
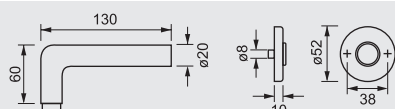
**103.236.60**

ROSETTA TONDA  
SENZA BOCCHETTE  
ROUND ROSE  
WITHOUT ESCUTCHEON

**103.60**

BILANCINO  
PAIR OF  
HANDLES

SOTTOROSSETTA  
IN PLASTICA

PVC UNDER  
CONSTRUCTIONS

**103.277.B.60**

ROSETTA OVALE  
FORO CHIAVE  
OVAL  
ROSE KEY HOLE




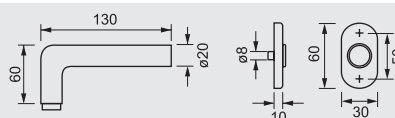
**103.277.Z.60**

ROSETTA OVALE  
FORO CILINDRO  
OVAL ROSE  
CYLINDER HOLE

**103.277.60**

ROSETTA OVALE  
SENZA BOCCHETTE  
OVAL ROSE  
WITHOUT ESCUTCHEON

SOTTOROSSETTA  
IN PLASTICA

PVC UNDER  
CONSTRUCTIONS

**103.277.CMB.60**

ROSETTA OVALE  
FORO CHIAVE  
OVAL  
ROSE KEY HOLE

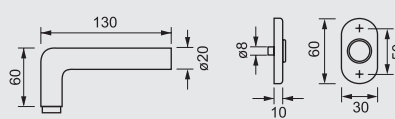
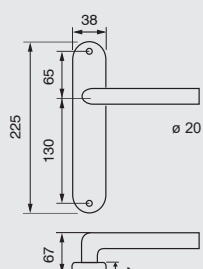
**103.277.CMZ.60**

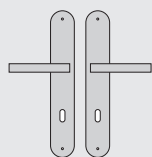
ROSETTA OVALE  
FORO CILINDRO  
OVAL ROSE  
CYLINDER HOLE

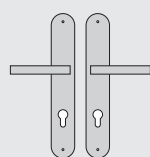
**103.277.CM.60**

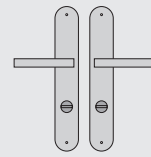
ROSETTA OVALE  
SENZA BOCCHETTE  
OVAL ROSE  
WITHOUT ESCUTCHEON

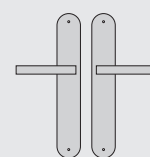
SOTTOROSSETTA  
IN METALLO


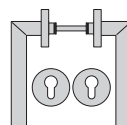
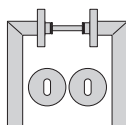
METAL UNDER  
CONSTRUCTIONS

**COPPIA MANIGLIE SU PLACCA C/C DA SPECIFICARE - PAIR OF DOOR HANDLES ON PLATE (C/C SIZE TO SPECIFY)**

**103.202L.B.60**

PLACCA  
FORO CHIAVE  
KEY HOLE PLATE

**103.202L.Z.60**

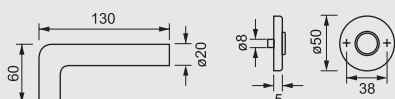

PLACCA  
FORO CILINDRO  
CYLINDER HOLE PLATE

**103.202L.W.60**

PLACCA CON  
NOTTOLINO WC  
PLATE WITH PRIVACY KNOB

**103.202L.60**

PLACCA  
CIECA  
BLIND PLATE




## H5



SOTTOROSSETTA  
IN METALLO

METAL UNDER  
CONSTRUCTIONS

### 103.203.CM.B.60

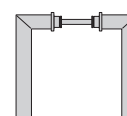
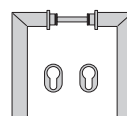
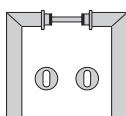
ROSETTA TONDA  
FORO CHIAVE  
ROUND ROSE  
KEY HOLE

### 103.203.CM.Z.60

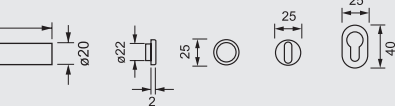
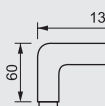
ROSETTA TONDA  
FORO CILINDRO  
ROUND ROSE  
CYLINDER HOLE

### 103.203.CM.60

ROSETTA TONDA  
SENZA BOCCHETTE  
ROUND ROSE  
WITHOUT ESCUTCHEON



## MINI



### 103.241.B.60

ROSETTA TONDA  
FORO CHIAVE  
ROUND ROSE  
KEY HOLE

### 103.241.Z.60

ROSETTA TONDA  
FORO CILINDRO  
ROUND ROSE  
CYLINDER HOLE

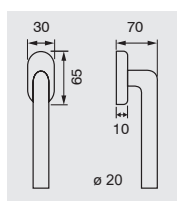
### 103.241.60

ROSETTA TONDA  
SENZA BOCCHETTE  
ROUND ROSE  
WITHOUT ESCUTCHEON



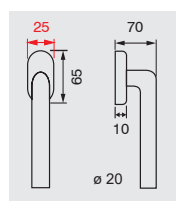
### 103.DK.60

MANIGLIA DK  
WINDOW HANDLE



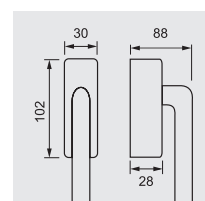
### 103.DK25.60

MANIGLIA DK STRETTO  
WINDOW HANDLE



### 103.DKS.60

MANIGLIA DK DI SICUREZZA  
SAFETY WINDOW HANDLE



### MANIGLIE - HANDLES

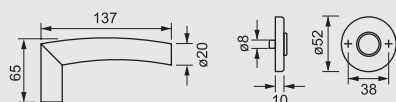
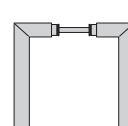


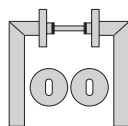
MATERIAL MATERIAL

**INOX  
AISI 304**

FINITURA FINISH

**F60**

INOX SATINATO SATIN S. STEEL


 SOTTOROSSETTA  
IN PLASTICA

 PVC UNDER  
CONSTRUCTIONS

**104.236.B.60**

 ROSETTA TONDA  
FORO CHIAVE  
ROUND ROSE  
KEY HOLE

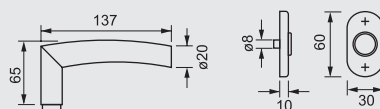


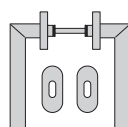
**104.236.Z.60**

 ROSETTA TONDA  
FORO CILINDRO  
ROUND ROSE  
CYLINDER HOLE

**104.236.60**

 ROSETTA TONDA  
SENZA BOCCHETTE  
ROUND ROSE  
WITHOUT ESCUTCHEON

**104.60**

 BILANCINO  
PAIR OF  
HANDLES

 SOTTOROSSETTA  
IN PLASTICA

 PVC UNDER  
CONSTRUCTIONS

**104.277.B.60**

 ROSETTA OVALE  
FORO CHIAVE  
OVAL  
ROSE KEY HOLE

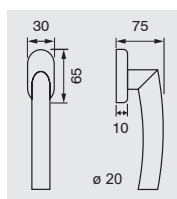
**104.277.Z.60**

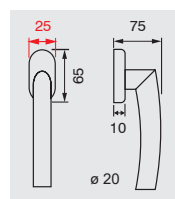
 ROSETTA OVALE  
FORO CILINDRO  
OVAL ROSE  
CYLINDER HOLE

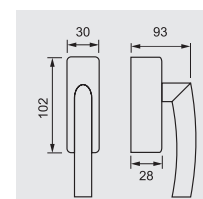
**104.277.60**

 ROSETTA OVALE  
SENZA BOCCHETTE  
OVAL ROSE  
WITHOUT ESCUTCHEON

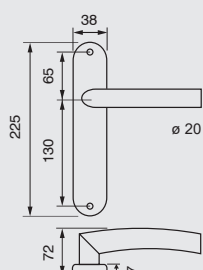
**104.DK.60**

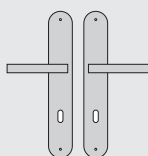
 MANIGLIA DK  
WINDOW HANDLE

**104.DK25.60**

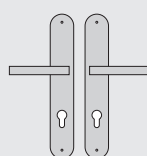
 MANIGLIA DK STRETTO  
WINDOW HANDLE

**104.DKS.60**

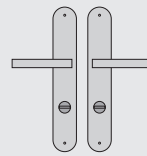
 MANIGLIA DK DI SICUREZZA  
SAFETY WINDOW HANDLE


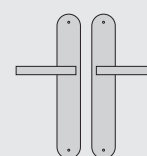
COPPIA MANIGLIE SU PLACCA C/C DA SPECIFICARE - PAIR OF DOOR HANDLES ON PLATE (C/C SIZE TO SPECIFY)


**104.202L.B.60**

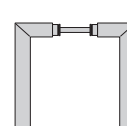


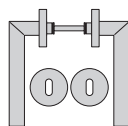
 PLACCA  
FORO CHIAVE  
KEY HOLE PLATE

**104.202L.Z.60**

 PLACCA  
FORO CILINDRO  
CYLINDER HOLE PLATE

**104.202L.W.60**

 PLACCA CON  
NOTTOLINO WC  
PLATE WITH PRIVACY KNOB

**104.202L.60**

 PLACCA  
CIECA  
BLIND PLATE




**MATERIAL MATERIAL**
**INOX AISI 304**
**FINITURA FINISH**
**F60**
**INOX SATINATO SATIN S. STEEL**

**131.236.B.60**

 ROSETTA TONDA  
 FORO CHIAVE  
 ROUND ROSE  
 KEY HOLE

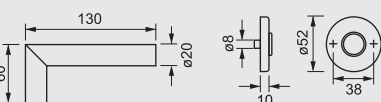
**131.236.Z.60**



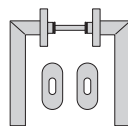
 ROSETTA TONDA  
 FORO CILINDRO  
 ROUND ROSE  
 CYLINDER HOLE

**131.236.60**

 ROSETTA TONDA  
 SENZA BOCCHETTE  
 ROUND ROSE  
 WITHOUT ESCUTCHEON

**131.60**

 BILANCINO  
 PAIR OF  
 HANDLES

 SOTTOROSSETTA  
 IN PLASTICA

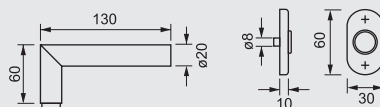
 PVC UNDER  
 CONSTRUCTIONS

**131.277.B.60**

 ROSETTA OVALE  
 FORO CHIAVE  
 OVAL  
 ROSE KEY HOLE

**131.277.Z.60**

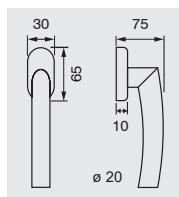
 ROSETTA OVALE  
 FORO CILINDRO  
 OVAL ROSE  
 CYLINDER HOLE

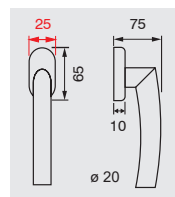
**131.277.60**

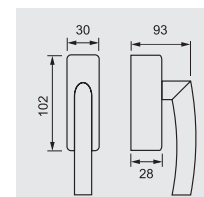
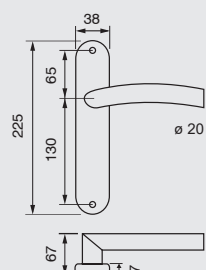
 ROSETTA OVALE  
 SENZA BOCCHETTE  
 OVAL ROSE  
 WITHOUT ESCUTCHEON

 SOTTOROSSETTA  
 IN PLASTICA

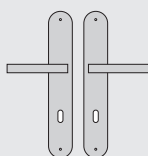
 PVC UNDER  
 CONSTRUCTIONS

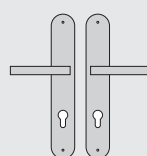
**104.DK.60**

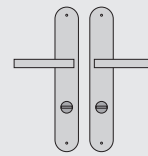
 MANIGLIA DK  
 WINDOW HANDLE

**104.DK25.60**

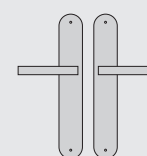
 MANIGLIA DK STRETTO  
 WINDOW HANDLE

**104.DKS.60**

 MANIGLIA DK DI SICUREZZA  
 SAFETY WINDOW HANDLE

**COPPIA MANIGLIE SU PLACCA C/C DA SPECIFICARE - PAIR OF DOOR HANDLES ON PLATE (C/C SIZE TO SPECIFY)**

**131.202L.B.60**

 PLACCA  
 FORO CHIAVE  
 KEY HOLE PLATE

**131.202L.Z.60**

 PLACCA  
 FORO CILINDRO  
 CYLINDER HOLE PLATE

**131.202L.W.60**

 PLACCA CON  
 NOTTOLINO WC  
 PLATE WITH PRIVACY KNOB

**131.202L.60**

 PLACCA  
 CIECA  
 BLIND PLATE

**FINITURE  
 A RICHIESTA  
 FINISHES  
 ON REQUEST**
**F61**  
 INOX LUCIDO  
 POLISHED S. STEEL

**F NO**  
 NERO OPACO RAL 9005  
 MATT BLACK RAL 9005

**F BO**  
 BIANCO OPACO RAL 9016  
 OPAQUE WHITE RAL 9016

**F BL**  
 BIANCO LUCIDO RAL 9010  
 GLOSSY WHITE RAL 9010

**MANIGLIE - HANDLES**


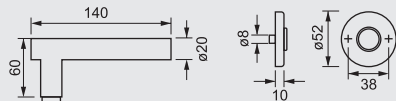
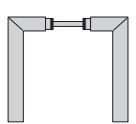
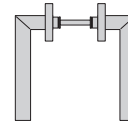


MATERIAL MATERIAL

**INOX**  
**AISI 304**

FINITURA FINISH

**F60**

INOX SATINATO SATIN S. STEEL



SOTTOROSSETTA  
IN PLASTICA

PVC UNDER  
CONSTRUCTIONS

**133.236.B.60**

ROSETTA TONDA  
FORO CHIAVE  
ROUND ROSE  
KEY HOLE

**133.236.Z.60**

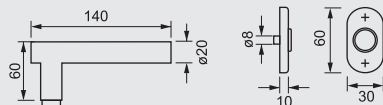
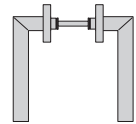


ROSETTA TONDA  
FORO CILINDRO  
ROUND ROSE  
CYLINDER HOLE

**133.236.60**

ROSETTA TONDA  
SENZA BOCCHETTE  
ROUND ROSE  
WITHOUT ESCUTCHEON

**133.60**

BILANCINO  
PAIR OF  
HANDLES



SOTTOROSSETTA  
IN PLASTICA

PVC UNDER  
CONSTRUCTIONS

**133.277.B.60**

ROSETTA OVALE  
FORO CHIAVE  
OVAL  
ROSE KEY HOLE

**133.277.Z.60**

ROSETTA OVALE  
FORO CILINDRO  
OVAL ROSE  
CYLINDER HOLE

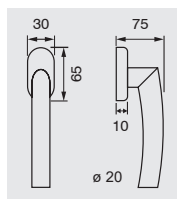
**133.277.60**

ROSETTA OVALE  
SENZA BOCCHETTE  
OVAL ROSE  
WITHOUT ESCUTCHEON



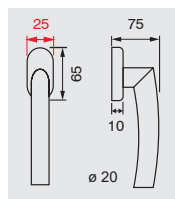
**104.DK.60**

MANIGLIA DK  
WINDOW HANDLE



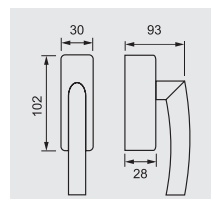
**104.DK25.60**

MANIGLIA DK STRETTO  
WINDOW HANDLE

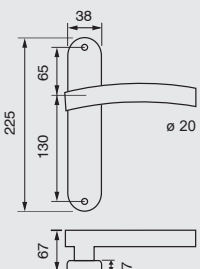


**104.DKS.60**

MANIGLIA DK DI SICUREZZA  
SAFETY WINDOW HANDLE

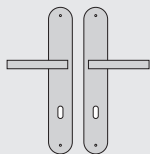


**COPPIA MANIGLIE SU PLACCA C/C DA SPECIFICARE - PAIR OF DOOR HANDLES ON PLATE (C/C SIZE TO SPECIFY)**



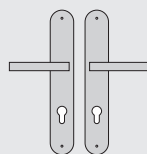
**133.202L.B.60**

PLACCA  
FORO CHIAVE  
KEY HOLE PLATE



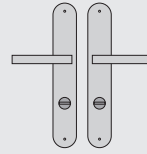
**133.202L.Z.60**

PLACCA  
FORO CILINDRO  
CYLINDER HOLE PLATE



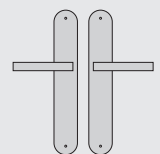
**133.202L.W.60**

PLACCA CON  
NOTTOLINO WC  
PLATE WITH PRIVACY KNOB



**133.202L.60**

PLACCA  
CIECA  
BLIND PLATE



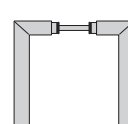


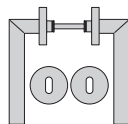
MATERIAL MATERIAL

**INOX**  
**AISI 304**

FINITURA FINISH

**F60**

INOX SATINATO SATIN S. STEEL



**1018.236.B.60**

ROSETTA TONDA  
FORO CHIAVE  
ROUND ROSE  
KEY HOLE

**1018.236.Z.60**

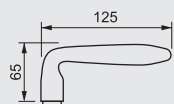
ROSETTA TONDA  
FORO CILINDRO  
ROUND ROSE  
CYLINDER HOLE

**1018.236.60**

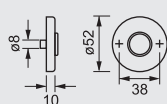
ROSETTA TONDA  
SENZA BOCCHETTE  
ROUND ROSE  
WITHOUT ESCUTCHEON

**1018.60**




BILANCINO  
PAIR OF  
HANDLES



SOTTOROSSETTA  
IN PLASTICA



PVC UNDER  
CONSTRUCTIONS



**1018.277.B.60**

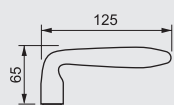
ROSETTA OVALE  
FORO CHIAVE  
OVAL  
ROSE KEY HOLE

**1018.277.Z.60**

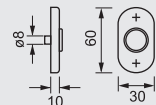
ROSETTA OVALE  
FORO CILINDRO  
OVAL ROSE  
CYLINDER HOLE

**1018.277.60**

ROSETTA OVALE  
SENZA BOCCHETTE  
OVAL ROSE  
WITHOUT ESCUTCHEON



SOTTOROSSETTA  
IN PLASTICA

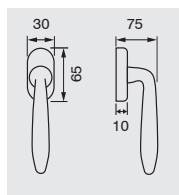


PVC UNDER  
CONSTRUCTIONS



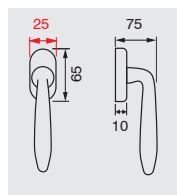
**1018.DK.60**

MANIGLIA DK  
WINDOW HANDLE



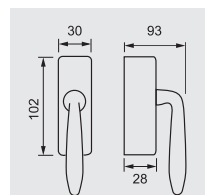
**1018.DK25.60**

MANIGLIA DK STRETTO  
WINDOW HANDLE

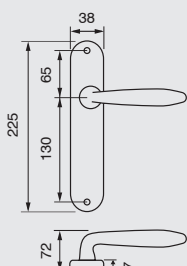


**1018.DKS.60**

MANIGLIA DK DI SICUREZZA  
SAFETY WINDOW HANDLE

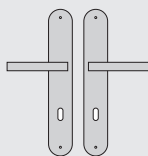


**COPPIA MANIGLIE SU PLACCA C/C DA SPECIFICARE - PAIR OF DOOR HANDLES ON PLATE (C/C SIZE TO SPECIFY)**



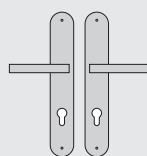
**1018.202L.B.60**

PLACCA  
FORO CHIAVE  
KEY HOLE PLATE



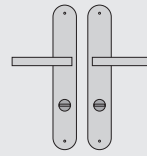
**1018.202L.Z.60**

PLACCA  
FORO CILINDRO  
CYLINDER HOLE PLATE



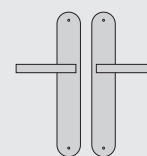
**1018.202L.W.60**

PLACCA CON  
NOTTOLINO WC  
PLATE WITH PRIVACY KNOB



**1018.202L.60**

PLACCA  
CIECA  
BLIND PLATE



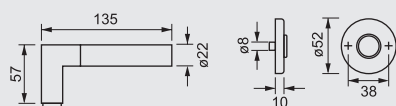
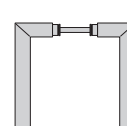


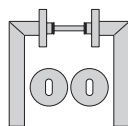

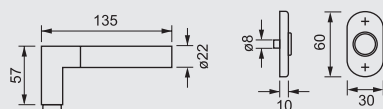

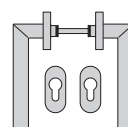
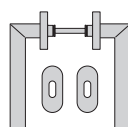
FINITURE  
A RICHIESTA  
FINISHES  
ON REQUEST

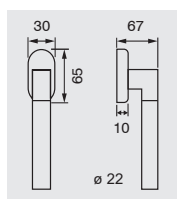
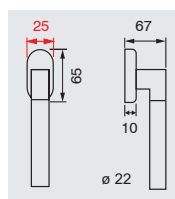
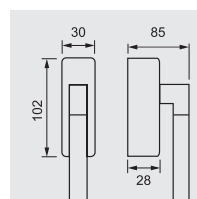
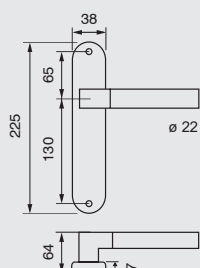
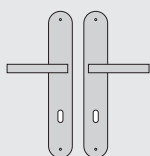
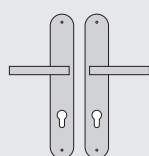
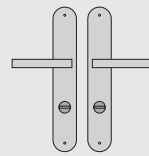
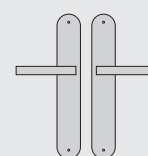
**F61**  
INOX LUCIDO  
POLISHED S. STEEL

**F NO**  
NERO OPACO RAL 9005  
MATT BLACK RAL 9005

**F BO**  
BIANCO OPACO RAL 9016  
OPAQUE WHITE RAL 9016

**F BL**  
BIANCO LUCIDO RAL 9010  
GLOSSY WHITE RAL 9010

**MANIGLIE - HANDLES**
**MATERIAL MATERIAL**
**INOX AISI 304**
**FINITURA FINISH**
**F63**
**INOX SATINATO/ INOX LUCIDO**  
**SATIN S. STEEL/POLISHED S. STEEL**

**SOTTOROSSETTA**  
**IN PLASTICA**
**PVC UNDER**  
**CONSTRUCTIONS**
**137.236.B.63**
**ROSETTA TONDA**  
**FORO CHIAVE**  
**ROUND ROSE**  
**KEY HOLE**
**137.236.Z.63**
**ROSETTA TONDA**  
**FORO CILINDRO**  
**ROUND ROSE**  
**CYLINDER HOLE**
**137.236.63**
**ROSETTA TONDA**  
**SENZA BOCCHETTE**  
**ROUND ROSE**  
**WITHOUT ESCUTCHEON**
**137.63**
**BILANCINO**  
**PAIR OF**  
**HANDLES**

**SOTTOROSSETTA**  
**IN PLASTICA**
**PVC UNDER**  
**CONSTRUCTIONS**
**137.277.B.63**
**ROSETTA OVALE**  
**FORO CHIAVE**  
**OVAL**  
**ROSE KEY HOLE**
**137.277.Z.63**
**ROSETTA OVALE**  
**FORO CILINDRO**  
**OVAL ROSE**  
**CYLINDER HOLE**
**137.277.63**
**ROSETTA OVALE**  
**SENZA BOCCHETTE**  
**OVAL ROSE**  
**WITHOUT ESCUTCHEON**

**137.DK.63**
**MANIGLIA DK**  
**WINDOW HANDLE**

**137.DK25.63**
**MANIGLIA DK STRETTO**  
**WINDOW HANDLE**

**137.DKS.63**
**MANIGLIA DK DI SICUREZZA**  
**SAFETY WINDOW HANDLE**

**COPPIA MANIGLIE SU PLACCA C/C DA SPECIFICARE - PAIR OF DOOR HANDLES ON PLATE (C/C SIZE TO SPECIFY)**

**137.202L.B.63**
**PLACCA**  
**FORO CHIAVE**  
**KEY HOLE PLATE**

**137.202L.Z.63**
**PLACCA**  
**FORO CILINDRO**  
**CYLINDER HOLE PLATE**

**137.202L.W.63**
**PLACCA CON**  
**NOTTOLINO WC**  
**PLATE WITH PRIVACY KNOB**

**137.202L.63**
**PLACCA**  
**CIECA**  
**BLIND PLATE**


MANIGLIE - HANDLES

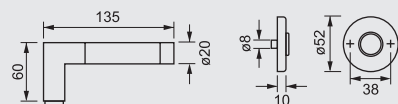
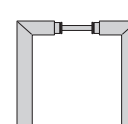



MATERIAL MATERIAL

**INOX AISI 304**

FINITURA FINISH

**F63**

INOX SATINATO/ INOX LUCIDO  
SATIN S. STEEL/POLISHED S. STEEL



SOTTOROSETTA  
IN PLASTICA

PVC UNDER  
CONSTRUCTIONS

**114ER.231.B.63**

ROSETTA TONDA  
FORO CHIAVE  
ROUND ROSE  
KEY HOLE

**114ER.231.Z.63**

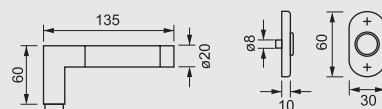



ROSETTA TONDA  
FORO CILINDRO  
ROUND ROSE  
CYLINDER HOLE

**114ER.231.63**

ROSETTA TONDA  
SENZA BOCCHETTE  
ROUND ROSE  
WITHOUT ESCUTCHEON

**114ER.63**

BILANCINO  
PAIR OF  
HANDLES



SOTTOROSETTA  
IN PLASTICA

PVC UNDER  
CONSTRUCTIONS

**114ER.277.B.63**

ROSETTA OVALE  
FORO CHIAVE  
OVAL  
ROSE KEY HOLE

**114ER.277.Z.63**

ROSETTA OVALE  
FORO CILINDRO  
OVAL ROSE  
CYLINDER HOLE

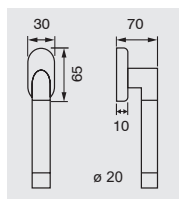
**114ER.277.63**

ROSETTA OVALE  
SENZA BOCCHETTE  
OVAL ROSE  
WITHOUT ESCUTCHEON



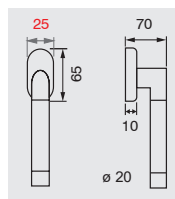
**114ER.DK.63**

MANIGLIA DK  
WINDOW HANDLE



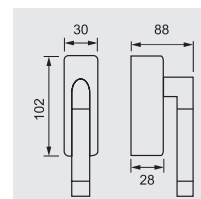
**114ER.DK25.63**

MANIGLIA DK STRETTO  
WINDOW HANDLE

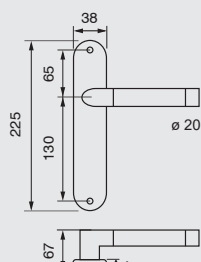


**114ER.DKS.63**

MANIGLIA DK DI SICUREZZA  
SAFETY WINDOW HANDLE

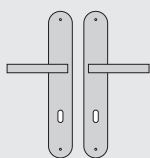


COPPIA MANIGLIE SU PLACCA C/C DA SPECIFICARE - PAIR OF DOOR HANDLES ON PLATE (C/C SIZE TO SPECIFY)



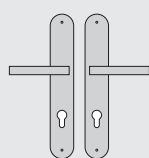
**114ER.202L.B.63**

PLACCA  
FORO CHIAVE  
KEY HOLE PLATE



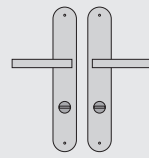
**114ER.202L.Z.63**

PLACCA  
FORO CILINDRO  
CYLINDER HOLE PLATE



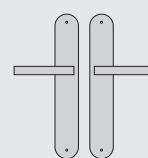
**114ER.202L.W.63**

PLACCA CON  
NOTTOLINO WC  
PLATE WITH PRIVACY KNOB



**114ER.202L.63**

PLACCA  
CIECA  
BLIND PLATE



FINITURE  
A RICHIESTA  
FINISHES  
ON REQUEST

**F61**  
INOX LUCIDO  
POLISHED S. STEEL

**F NO**  
NERO OPACO RAL 9005  
MATT BLACK RAL 9005

**F BO**  
BIANCO OPACO RAL 9016  
OPAQUE WHITE RAL 9016

**F BL**  
BIANCO LUCIDO RAL 9010  
GLOSSY WHITE RAL 9010



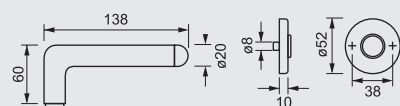
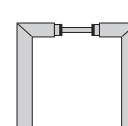


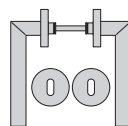
MATERIAL MATERIAL

**INOX**  
**AISI 304**

FINITURA FINISH

**F63**

**INOX SATINATO/ INOX LUCIDO**  
**SATIN S. STEEL/POLISHED S. STEEL**



**SOTTOROSSETTA**  
**IN PLASTICA**

**PVC UNDER**  
**CONSTRUCTIONS**

**110ER.231.B.63**

**ROSETTA TONDA**  
**FORO CHIAVE**  
**ROUND ROSE**  
**KEY HOLE**

**110ER.231.Z.63**

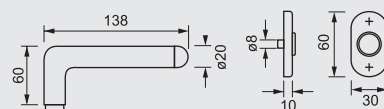

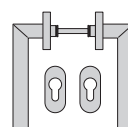

**ROSETTA TONDA**  
**FORO CILINDRO**  
**ROUND ROSE**  
**CYLINDER HOLE**

**110ER.231.63**

**ROSETTA TONDA**  
**SENZA BOCCHETTE**  
**ROUND ROSE**  
**WITHOUT ESCUTCHEON**

**110ER.63**

**BILANCINO**  
**PAIR OF**  
**HANDLES**



**SOTTOROSSETTA**  
**IN PLASTICA**

**PVC UNDER**  
**CONSTRUCTIONS**

**110ER.277.B.63**

**ROSETTA OVALE**  
**FORO CHIAVE**  
**OVAL**  
**ROSE KEY HOLE**

**110ER.277.Z.63**

**ROSETTA OVALE**  
**FORO CILINDRO**  
**OVAL ROSE**  
**CYLINDER HOLE**

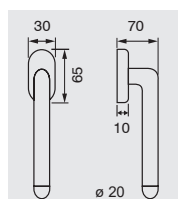
**110ER.277.63**

**ROSETTA OVALE**  
**SENZA BOCCHETTE**  
**OVAL ROSE**  
**WITHOUT ESCUTCHEON**



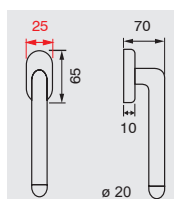
**110ER.DK.63**

**MANIGLIA DK**  
**WINDOW HANDLE**



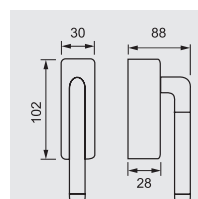
**110ER.DK25.63**

**MANIGLIA DK STRETTO**  
**WINDOW HANDLE**

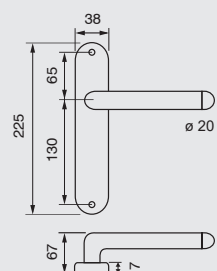


**110ER.DKS.63**

**MANIGLIA DK DI SICUREZZA**  
**SAFETY WINDOW HANDLE**

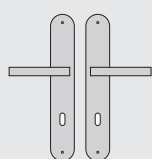


**COPPIA MANIGLIE SU PLACCA C/C DA SPECIFICARE - PAIR OF DOOR HANDLES ON PLATE (C/C SIZE TO SPECIFY)**



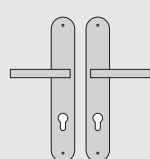
**110ER.202L.B.63**

**PLACCA**  
**FORO CHIAVE**  
**KEY HOLE PLATE**



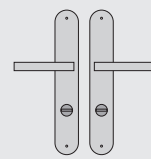
**110ER.202L.Z.63**

**PLACCA**  
**FORO CILINDRO**  
**CYLINDER HOLE PLATE**



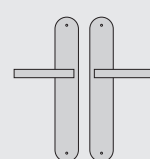
**110ER.202L.W.63**

**PLACCA CON**  
**NOTTOLINO WC**  
**PLATE WITH PRIVACY KNOB**



**110ER.202L.63**

**PLACCA**  
**CIECA**  
**BLIND PLATE**



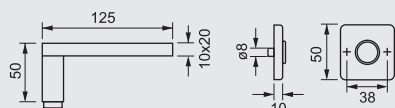
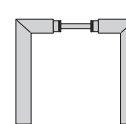
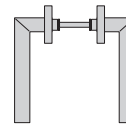

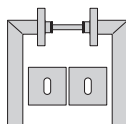

MATERIAL MATERIAL

**INOX**  
**AISI 304**

FINITURA FINISH

**F60**

INOX SATINATO SATIN S. STEEL


SOTTOROSSETTA  
IN PLASTICA

PVC UNDER  
CONSTRUCTIONS

**1068.211B.B.60**

ROSETTA QUADRA  
FORO CHIAVE  
SQUARE ROSE  
KEY HOLE

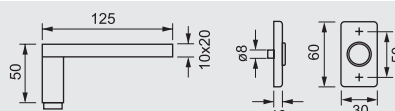


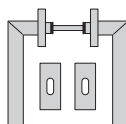

**1068.211B.Z.60**

ROSETTA QUADRA  
FORO CILINDRO  
SQUARE ROSE  
CYLINDER HOLE

**1068.211B.60**

ROSETTA QUADRA  
SENZA BOCCHETTE  
SQUARE ROSE  
WITHOUT ESCUTCHEON

**1068.60**

BILANCINO  
PAIR OF  
HANDLES

SOTTOROSSETTA  
IN PLASTICA

PVC UNDER  
CONSTRUCTIONS

**1068.276.B.60**

ROSETTA RETTANGOLARE  
FORO CHIAVE  
RECTANGULAR  
ROSE KEY HOLE

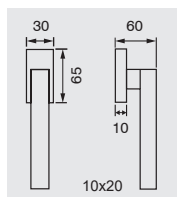
**1068.276.Z.60**

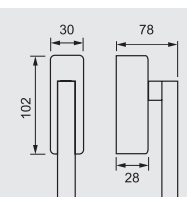
ROSETTA RETTANGOLARE  
FORO CILINDRO  
RECTANGULAR ROSE  
CYLINDER HOLE

**1068.276.60**

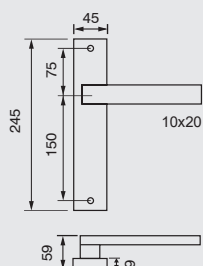
ROSETTA RETTANGOLARE  
SENZA BOCCHETTE  
RECTANGULAR ROSE  
WITHOUT ESCUTCHEON

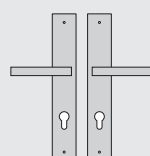
**1068.DKR.60**


MANIGLIA DK  
WINDOW HANDLE

**1068.DKS.60**

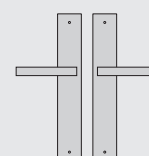
MANIGLIA DK DI SICUREZZA  
SAFETY WINDOW HANDLE


COPPIA MANIGLIE SU PLACCA C/C DA SPECIFICARE - PAIR OF DOOR HANDLES ON PLATE (C/C SIZE TO SPECIFY)


**1068.212.B.60**

PLACCA  
FORO CHIAVE  
KEY HOLE PLATE

**1068.212.Z.60**

PLACCA  
FORO CILINDRO  
CYLINDER HOLE PLATE

**1068.212.W.60**

PLACCA CON  
NOTTOLINO WC  
PLATE WITH PRIVACY KNOB

**1068.212.60**

PLACCA  
CIECA  
BLIND PLATE

FINITURE  
A RICHIESTA  
FINISHES  
ON REQUEST

**F61**  
INOX LUCIDO  
POLISHED S. STEEL

**F NO**  
NERO OPACO RAL 9005  
MATT BLACK RAL 9005

**F BO**  
BIANCO OPACO RAL 9016  
OPAQUE WHITE RAL 9016

**F BL**  
BIANCO LUCIDO RAL 9010  
GLOSSY WHITE RAL 9010

### MANIGLIE - HANDLES

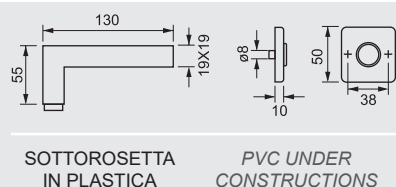
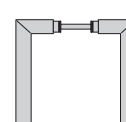

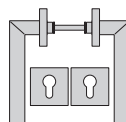
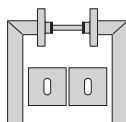

MATERIAL MATERIAL

**INOX AISI 304**
**INOX AISI 316**

FINITURA FINISH

**F60**
**F62**

INOX SATINATO SATIN S. STEEL


SOTTOROSETTA  
IN PLASTICA

PVC UNDER  
CONSTRUCTIONS

**102K.211B.B.60**

ROSETTA QUADRA  
FORO CHIAVE  
SQUARE ROSE  
KEY HOLE

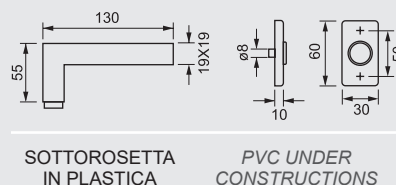
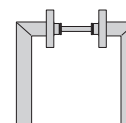

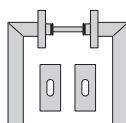

**102K.211B.Z.60**

ROSETTA QUADRA  
FORO CILINDRO  
SQUARE ROSE  
CYLINDER HOLE

**102K.211B.60**

ROSETTA QUADRA  
SENZA BOCCHETTE  
SQUARE ROSE  
WITHOUT ESCUTCHEON

**102K.60**

BILANCINO  
PAIR OF  
HANDLES

SOTTOROSETTA  
IN PLASTICA

PVC UNDER  
CONSTRUCTIONS

**102K.276.B.60**

ROSETTA RETTANGOLARE  
FORO CHIAVE  
RECTANGULAR  
ROSE KEY HOLE

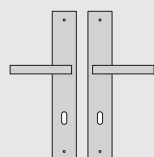
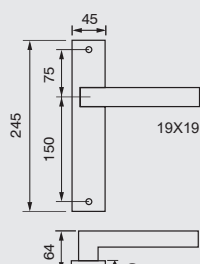
**102K.276.Z.60**

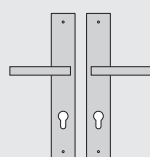
ROSETTA RETTANGOLARE  
FORO CILINDRO  
RECTANGULAR ROSE  
CYLINDER HOLE

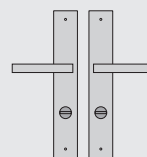
**102K.276.60**

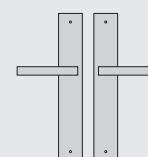
ROSETTA RETTANGOLARE  
SENZA BOCCHETTE  
RECTANGULAR ROSE  
WITHOUT ESCUTCHEON

### COPPIA MANIGLIE SU PLACCA C/C DA SPECIFICARE - PAIR OF DOOR HANDLES ON PLATE (C/C SIZE TO SPECIFY)



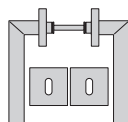


**102K.212.B.60**

PLACCA  
FORO CHIAVE  
KEY HOLE PLATE

**102K.212.Z.60**

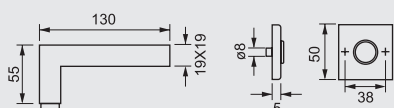

PLACCA  
FORO CILINDRO  
CYLINDER HOLE PLATE

**102K.212.W.60**

PLACCA CON  
NOTTOLINO WC  
PLATE WITH PRIVACY KNOB

**102K.212.60**

PLACCA  
CIECA  
BLIND PLATE



## H5



SOTTOROSETTA  
IN METALLO

METAL UNDER  
CONSTRUCTIONS

### 102K.206.CM.B.60

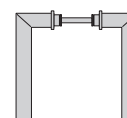
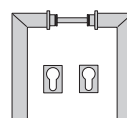
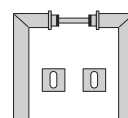

ROSETTA QUADRA  
FORO CHIAVE  
SQUARE ROSE  
KEY HOLE

### 102K.206.CM.Z.60

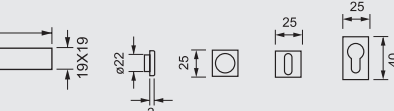
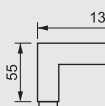
ROSETTA QUADRA  
FORO CILINDRO  
SQUARE ROSE  
CYLINDER HOLE

### 102K.206.CM.60

ROSETTA QUADRA  
SENZA BOCCHETTE  
SQUARE ROSE  
WITHOUT ESCUTCHEON



## MINI



### 102K.243.B.60

ROSETTA QUADRA  
FORO CHIAVE  
SQUARE ROSE  
KEY HOLE

### 102K.243.Z.60

ROSETTA QUADRA  
FORO CILINDRO  
SQUARE ROSE  
CYLINDER HOLE


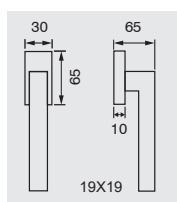
### 102K.243.60

ROSETTA QUADRA  
SENZA BOCCHETTE  
SQUARE ROSE  
WITHOUT ESCUTCHEON



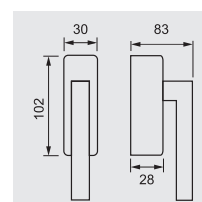
### 102K.DKR.60

MANIGLIA DK  
WINDOW HANDLE



### 102K.DKS.60

MANIGLIA DK DI SICUREZZA  
SAFETY WINDOW HANDLE



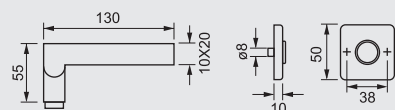
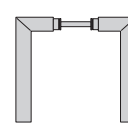
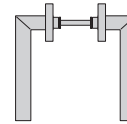

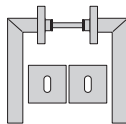
MATERIAL MATERIAL

**INOX  
AISI 304**

FINITURA FINISH

**F60**

INOX SATINATO SATIN S. STEEL



SOTTOROSSETTA  
IN PLASTICA

PVC UNDER  
CONSTRUCTIONS

**1019.211B.B.60**

ROSETTA QUADRA  
FORO CHIAVE  
SQUARE ROSE  
KEY HOLE

**1019.211B.Z.60**

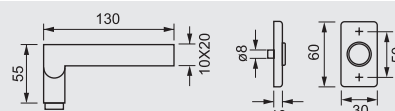


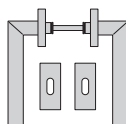
ROSETTA QUADRA  
FORO CILINDRO  
SQUARE ROSE  
CYLINDER HOLE

**1019.211B.60**

ROSETTA QUADRA  
SENZA BOCCHETTE  
SQUARE ROSE  
WITHOUT ESCUTCHEON

**1019.60**

BILANCINO  
PAIR OF  
HANDLES



SOTTOROSSETTA  
IN PLASTICA

PVC UNDER  
CONSTRUCTIONS

**1019.276.B.60**

ROSETTA RETTANGOLARE  
FORO CHIAVE  
RECTANGULAR  
ROSE KEY HOLE

**1019.276.Z.60**

ROSETTA RETTANGOLARE  
FORO CILINDRO  
RECTANGULAR ROSE  
CYLINDER HOLE

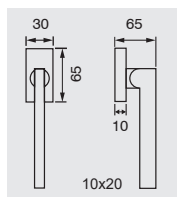
**1019.276.60**

ROSETTA RETTANGOLARE  
SENZA BOCCHETTE  
RECTANGULAR ROSE  
WITHOUT ESCUTCHEON



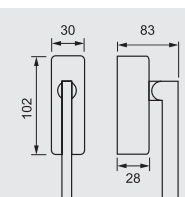
**1019.DKR.60**

MANIGLIA DK  
WINDOW HANDLE

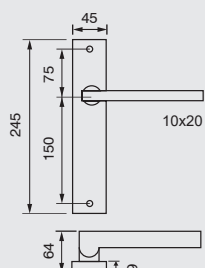


**1019.DKS.60**

MANIGLIA DK DI SICUREZZA  
SAFETY WINDOW HANDLE

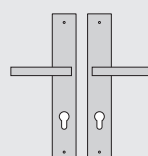


COPPIA MANIGLIE SU PLACCA C/C DA SPECIFICARE - PAIR OF DOOR HANDLES ON PLATE (C/C SIZE TO SPECIFY)



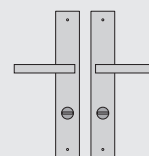
**1019.212.B.60**

PLACCA  
FORO CHIAVE  
KEY HOLE PLATE



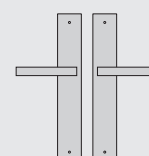
**1019.212.Z.60**

PLACCA  
FORO CILINDRO  
CYLINDER HOLE PLATE



**1019.212.W.60**

PLACCA CON  
NOTTOLINO WC  
PLATE WITH PRIVACY KNOB



**1019.212.60**

PLACCA  
CIECA  
BLIND PLATE




MATERIAL MATERIAL

**INOX  
AISI 304**

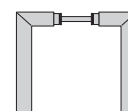
FINITURA FINISH

**F60**

INOX SATINATO SATIN S. STEEL



MOVIMENTO APERTURA - OPENING MOVEMENT

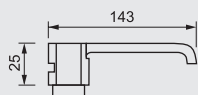


**101.Q9.18L28.60**

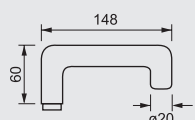
BILANCINO

PAIR OF  
HANDLES

FERRO - SPINDLE  $\varnothing$  9



+



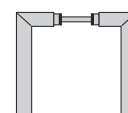
MATERIAL MATERIAL

**INOX  
AISI 304**

FINITURA FINISH

**F60**

INOX SATINATO SATIN S. STEEL

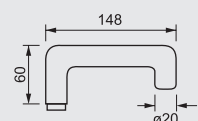


**101.101.Q9.60**

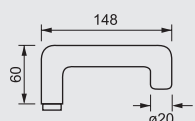
BILANCINO

PAIR OF  
HANDLES

FERRO - SPINDLE  $\varnothing$  9



+





# INOX PROJECT



MANIGLIONI ALZANTI

*LIFT AND SLIDE  
PULL HANDLES*

*Linea*

ROUND  
SQUARE



MATERIAL MATERIAL

**INOX**  
**AISI 304**
**INOX**  
**AISI 316**

FINITURA FINISH

**F60**
**F62**
**INOX SATINATO SATIN S. STEEL**

**101.AL01.60**

ALZANTE

LIFT AND SLIDE  
WINDOW HANDLE

**101.AL04.60**

ALZANTE  
FORO CILINDRO

LIFT AND SLIDE  
WINDOW HANDLE WITH  
PLATE CYLINDER HOLE

**101.AL02.60**

ALZANTE CON NICCHIA

LIFT AND SLIDE  
WINDOW HANDLE  
WITH FLUSH NICHE

**101.AL05.60**

ALZANTE FORO CILINDRO  
CON NICCHIA

LIFT AND SLIDE WINDOW  
HANDLE WITH PLATE  
CYLINDER HOLE  
AND FLUSH NICHE

**101.AL03.60**

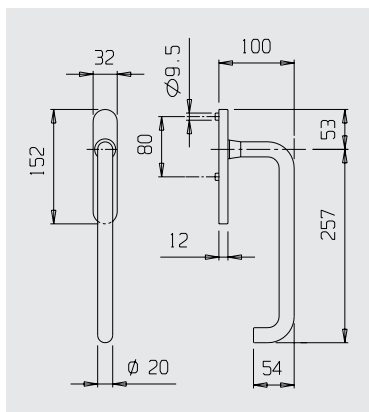
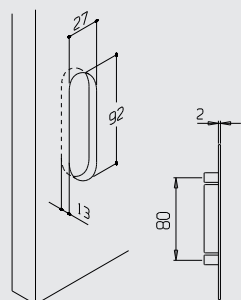
COPPIA ALZANTI

PAIR OF LIFT AND SLIDE  
WINDOW HANDLES

**101.AL06.60**

COPPIA ALZANTI  
FORO CILINDRO

PAIR OF LIFT AND SLIDE  
WINDOW HANDLES WITH  
PLATE CYLINDER HOLE

FRESATURA PER NICCHIA  
MILLING FOR FLUSH HANDLE


MATERIAL MATERIAL

**INOX**  
AISI 304

**INOX**  
AISI 316

FINITURA FINISH

**F60**

**F62**

INOX SATINATO SATIN S. STEEL



ARTICOLO A RICHIESTA  
ARTICLE ON REQUEST

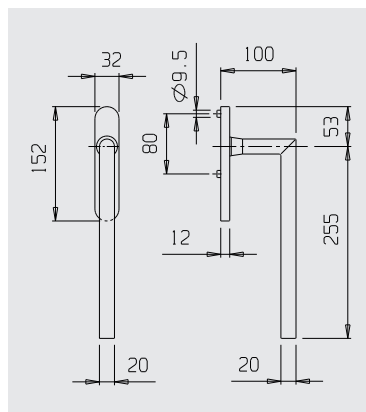
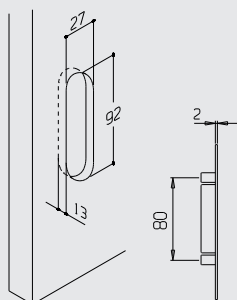
**102.AL.RI.60**

ALTEZZA IMPUGNATURA  
RIDOTTA

LOW HANDLE HEIGHT



FRESATURA PER NICCHIA  
MILLING FOR FLUSH HANDLE



**102.AL01.60**

ALZANTE

LIFT AND SLIDE  
WINDOW HANDLE



**102.AL04.60**

ALZANTE  
FORO CILINDRO

LIFT AND SLIDE  
WINDOW HANDLE WITH  
PLATE CYLINDER HOLE



**102.AL02.60**

ALZANTE CON NICCHIA

LIFT AND SLIDE  
WINDOW HANDLE  
WITH FLUSH NICHE



**102.AL05.60**

ALZANTE FORO CILINDRO  
CON NICCHIA

LIFT AND SLIDE WINDOW  
HANDLE WITH PLATE  
CYLINDER HOLE  
AND FLUSH NICHE



**102.AL03.60**

COPPIA ALZANTI

PAIR OF LIFT AND SLIDE  
WINDOW HANDLES



**102.AL06.60**

COPPIA ALZANTI  
FORO CILINDRO

PAIR OF LIFT AND SLIDE  
WINDOW HANDLES WITH  
PLATE CYLINDER HOLE

FINITURE  
A RICHIESTA  
FINISHES  
ON REQUEST

**F61**  
INOX LUCIDO  
POLISHED S. STEEL

**F NO**  
NERO OPACO RAL 9005  
MATT BLACK RAL 9005

**F BO**  
BIANCO OPACO RAL 9016  
OPAQUE WHITE RAL 9016

**F BL**  
BIANCO LUCIDO RAL 9010  
GLOSSY WHITE RAL 9010



MATERIAL MATERIAL

**INOX**  
AISI 304

**INOX**  
AISI 316

FINITURA FINISH

**F60**

**F62**

INOX SATINATO SATIN S. STEEL



**103.AL01.60**

ALZANTE

LIFT AND SLIDE  
WINDOW HANDLE

**103.AL04.60**

ALZANTE  
FORO CILINDRO

LIFT AND SLIDE  
WINDOW HANDLE WITH  
PLATE CYLINDER HOLE

**103.AL02.60**

ALZANTE CON NICCHIA

LIFT AND SLIDE  
WINDOW HANDLE  
WITH FLUSH NICHE

**103.AL05.60**

ALZANTE FORO CILINDRO  
CON NICCHIA

LIFT AND SLIDE WINDOW  
HANDLE WITH PLATE  
CYLINDER HOLE  
AND FLUSH NICHE

**103.AL03.60**

COPPIA ALZANTI

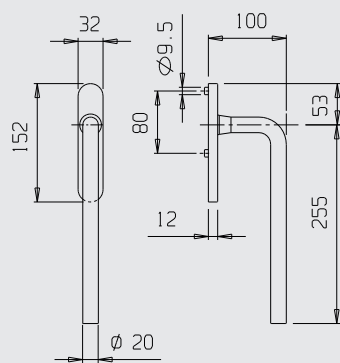
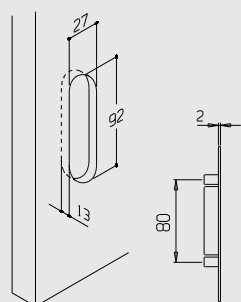
PAIR OF LIFT AND SLIDE  
WINDOW HANDLES

**103.AL06.60**

COPPIA ALZANTI  
FORO CILINDRO

PAIR OF LIFT AND SLIDE  
WINDOW HANDLES WITH  
PLATE CYLINDER HOLE

FRESATURA PER NICCHIA  
MILLING FOR FLUSH HANDLE



MATERIAL MATERIAL

**INOX**  
**AISI 304**
**INOX**  
**AISI 316**

FINITURA FINISH

**F60**
**F62**
**INOX SATINATO SATIN S. STEEL**

**102K.AL01.60**

ALZANTE

LIFT AND SLIDE  
WINDOW HANDLE

**102K.AL04.60**

ALZANTE  
FORO CILINDRO

LIFT AND SLIDE  
WINDOW HANDLE WITH  
PLATE CYLINDER HOLE

**102K.AL02.60**

ALZANTE CON NICCHIA

LIFT AND SLIDE  
WINDOW HANDLE  
WITH FLUSH NICHE

**102K.AL05.60**

ALZANTE FORO CILINDRO  
CON NICCHIA

LIFT AND SLIDE WINDOW  
HANDLE WITH PLATE  
CYLINDER HOLE  
AND FLUSH NICHE

**102K.AL03.60**

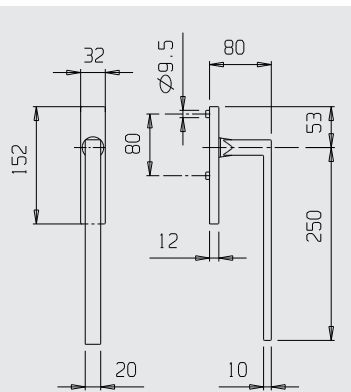
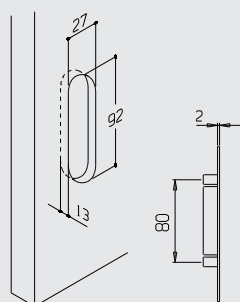
COPPIA ALZANTI

PAIR OF LIFT AND SLIDE  
WINDOW HANDLES

**102K.AL06.60**

COPPIA ALZANTI  
FORO CILINDRO

PAIR OF LIFT AND SLIDE  
WINDOW HANDLES WITH  
PLATE CYLINDER HOLE

FRESATURA PER NICCHIA  
MILLING FOR FLUSH HANDLE

FINITURE  
A RICHIESTA  
FINISHES  
ON REQUEST

**F61**  
INOX LUCIDO  
POLISHED S. STEEL

**F NO**  
NERO OPACO RAL 9005  
MATT BLACK RAL 9005

**F BO**  
BIANCO OPACO RAL 9016  
OPAQUE WHITE RAL 9016

**F BL**  
BIANCO LUCIDO RAL 9010  
GLOSSY WHITE RAL 9010



# INOX PROJECT



MANIGLIE PER  
PORTA D'ENTRATA


ENTRANCE DOORS



MATERIAL MATERIAL

**INOX**  
**AISI 304**

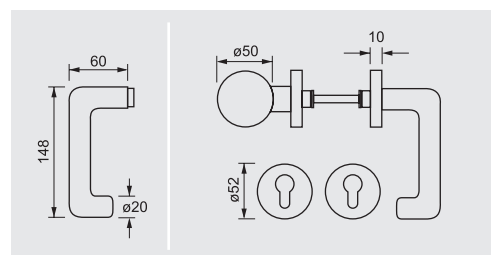
FINITURA FINISH

**F60**
**INOX SATINATO SATIN S. STEEL**


### PZW.101.236.326.60

POMOLO FISSO  
 MANIGLIA AMBIDESTRA  
 ROSETTA TONDA  
 FORO CILINDRO


FIXED KNOB  
 DOUBLE VERSE FUNCTION HANDLE  
 ROUND ROSE  
 CYLINDER HOLE



MATERIAL MATERIAL

**INOX**  
**AISI 304**

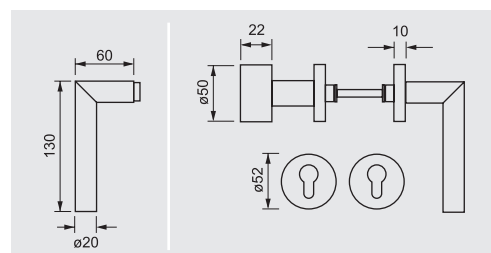
FINITURA FINISH

**F60**
**INOX SATINATO SATIN S. STEEL**


### PZW.102.236.327.60

POMOLO FISSO  
 MANIGLIA AMBIDESTRA  
 ROSETTA TONDA  
 FORO CILINDRO

FIXED KNOB  
 DOUBLE VERSE FUNCTION HANDLE  
 ROUND ROSE  
 CYLINDER HOLE






MATERIAL MATERIAL

**INOX  
AISI 304**

FINITURA FINISH

**F60**

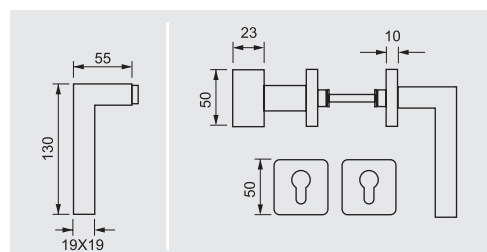
INOX SATINATO SATIN S. STEEL



### PZW.102K.211B.329K.60

POMOLO FISSO  
MANIGLIA AMBIDESTRA  
ROSETTA QUADRA  
FORO CILINDRO

FIXED KNOB  
DOUBLE VERSE FUNCTION HANDLE  
SQUARE ROSE  
CYLINDER HOLE




MATERIAL MATERIAL

**INOX  
AISI 304**

FINITURA FINISH

**F60**

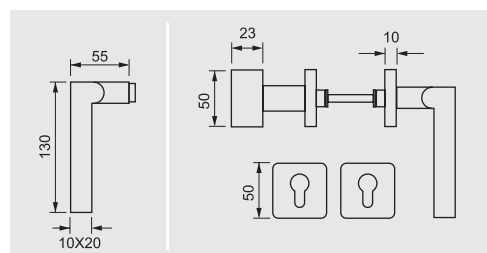
INOX SATINATO SATIN S. STEEL



### PZW.1019.211B.329K.60

POMOLO FISSO  
MANIGLIA AMBIDESTRA  
ROSETTA QUADRA  
FORO CILINDRO

FIXED KNOB  
DOUBLE VERSE FUNCTION HANDLE  
SQUARE ROSE  
CYLINDER HOLE



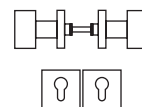
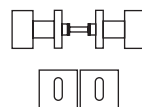
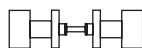
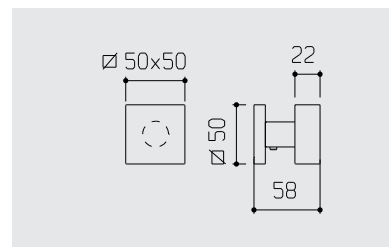
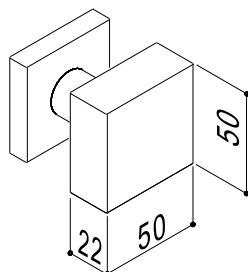
MATERIAL MATERIAL

**INOX  
AISI 304**

FINITURA FINISH

**F60**

INOX SATINATO SATIN S. STEEL

POMOLO CENTRATO  
CENTERED KNOB

**327K 211B 60**

POMOLO SINGOLO FISSO  
CON ROSETTA QUADRA

SINGLE FIXED KNOB  
WITH SQUARE ROSE

**327K 02 211B 60**

COPPIA POMOLI GIREVOLI  
CON ROSETTA QUADRA  
SENZA BOCCHETTE

PAIR OF TURNABLE KNOBS  
WITH SQUARE ROSE  
WITHOUT ESCUTCHEON

**327K 02 211B B 60**

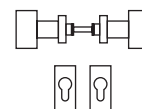
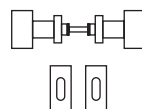
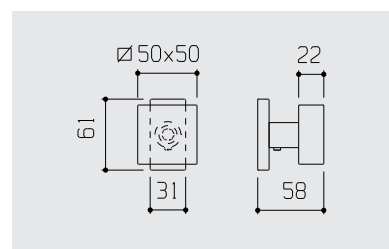
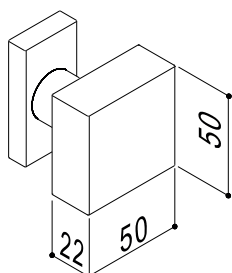
COPPIA POMOLI GIREVOLI  
CON ROSETTA QUADRA  
E BOCCHETTE FORO CHIAVE

PAIR OF TURNABLE KNOBS  
WITH SQUARE ROSE  
AND KEY HOLE ESCUTCHEON

**327K 02 211B Z 60**

COPPIA POMOLI GIREVOLI  
CON ROSETTA QUADRA  
E BOCCHETTE FORO CILINDRO

PAIR OF TURNABLE KNOBS  
WITH SQUARE ROSE  
AND CYLINDER HOLE ESCUTCHEON

POMOLO CENTRATO  
CENTERED KNOB

**327K 276 60**

POMOLO SINGOLO FISSO  
CON ROSETTA RETTANGOLARE

SINGLE FIXED KNOB  
WITH RECTANGULAR ROSE

**327K 02 276 60**

COPPIA POMOLI GIREVOLI  
CON ROSETTA RETTANGOLARE  
SENZA BOCCHETTE

PAIR OF TURNABLE KNOBS  
WITH RECTANGULAR ROSE  
WITHOUT ESCUTCHEON

**327K 02 276 B 60**

COPPIA POMOLI GIREVOLI  
CON ROSETTA RETTANGOLARE  
E BOCCHETTE FORO CHIAVE

PAIR OF TURNABLE KNOBS  
WITH RECTANGULAR ROSE  
AND KEY HOLE ESCUTCHEON

**327K 02 276 Z 60**

COPPIA POMOLI GIREVOLI  
CON ROSETTA RETTANGOLARE  
E BOCCHETTE FORO CILINDRO

PAIR OF TURNABLE KNOBS  
WITH RECTANGULAR ROSE  
AND CYLINDER HOLE ESCUTCHEON

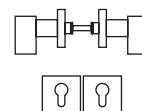
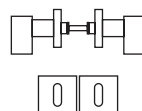
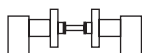
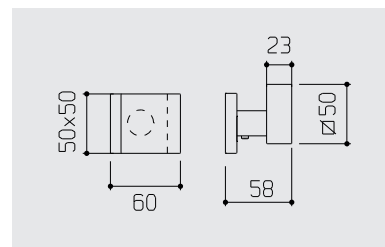
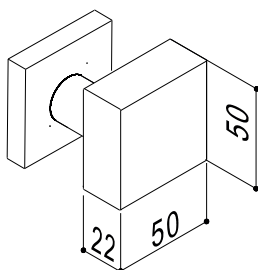
MATERIAL MATERIAL

**INOX  
AISI 304**

FINITURA FINISH

**F60**

INOX SATINATO SATIN S. STEEL

POMOLO DECENTRATO  
OFFSET KNOB

**327KS 211B 60**

POMOLO SINGOLO FISSO  
CON ROSETTA QUADRA

SINGLE FIXED KNOB  
WITH SQUARE ROSE

**327KS 02 211B 60**

COPPIA POMOLI GIREVOLI  
CON ROSETTA QUADRA  
SENZA BOCCHETTE

PAIR OF TURNABLE KNOBS  
WITH SQUARE ROSE  
WITHOUT ESCUTCHEON

**327KS 02 211B B 60**

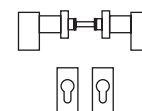
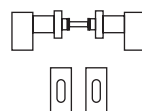
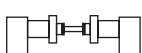
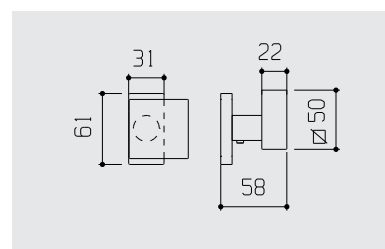
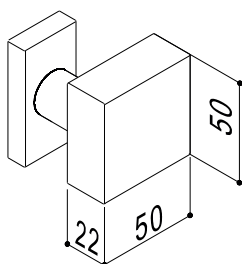
COPPIA POMOLI GIREVOLI  
CON ROSETTA QUADRA  
E BOCCHETTE FORO CHIAVE

PAIR OF TURNABLE KNOBS  
WITH SQUARE ROSE  
AND KEY HOLE ESCUTCHEON

**327KS 02 211B Z 60**

COPPIA POMOLI GIREVOLI  
CON ROSETTA QUADRA  
E BOCCHETTE FORO CILINDRO

PAIR OF TURNABLE KNOBS  
WITH SQUARE ROSE  
AND CYLINDER HOLE ESCUTCHEON

POMOLO DECENTRATO  
OFFSET KNOB

**327KS 276 60**

POMOLO SINGOLO FISSO  
CON ROSETTA RETTANGOLARE

SINGLE FIXED KNOB  
WITH RECTANGULAR ROSE

**327KS 02 276 60**

COPPIA POMOLI GIREVOLI  
CON ROSETTA RETTANGOLARE  
SENZA BOCCHETTE

PAIR OF TURNABLE KNOBS  
WITH RECTANGULAR ROSE  
WITHOUT ESCUTCHEON

**327KS 02 276 B 60**

COPPIA POMOLI GIREVOLI  
CON ROSETTA RETTANGOLARE  
E BOCCHETTE FORO CHIAVE

PAIR OF TURNABLE KNOBS  
WITH RECTANGULAR ROSE  
AND KEY HOLE ESCUTCHEON

**327KS 02 276 Z 60**

COPPIA POMOLI GIREVOLI  
CON ROSETTA RETTANGOLARE  
E BOCCHETTE FORO CILINDRO

PAIR OF TURNABLE KNOBS  
WITH RECTANGULAR ROSE  
AND CYLINDER HOLE ESCUTCHEON

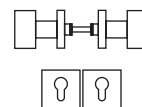
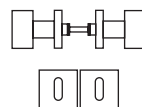
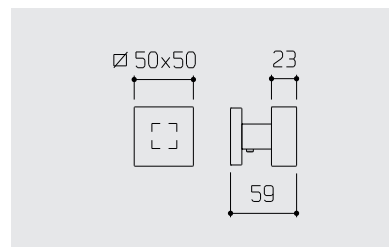
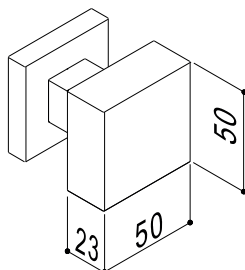
MATERIAL MATERIAL

**INOX**  
**AISI 304**

FINITURA FINISH

**F60**

INOX SATINATO SATIN S. STEEL

POMOLO CENTRATO  
CENTERED KNOB

**329K 211B 60**

POMOLO SINGOLO FISSO  
CON ROSETTA QUADRA

SINGLE FIXED KNOB  
WITH SQUARE ROSE

**329K 02 211B 60**

COPPIA POMOLI GIREVOLI  
CON ROSETTA QUADRA  
SENZA BOCCHETTE

PAIR OF TURNABLE KNOBS  
WITH SQUARE ROSE  
WITHOUT ESCUTCHEON

**329K 02 211B B 60**

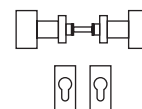
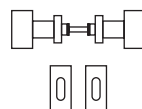
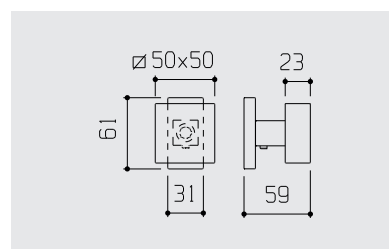
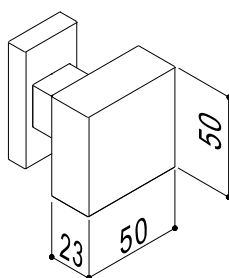
COPPIA POMOLI GIREVOLI  
CON ROSETTA QUADRA  
E BOCCHETTE FORO CHIAVE

PAIR OF TURNABLE KNOBS  
WITH SQUARE ROSE  
AND KEY HOLE ESCUTCHEON

**329K 02 211B Z 60**

COPPIA POMOLI GIREVOLI  
CON ROSETTA QUADRA  
E BOCCHETTE FORO CILINDRO

PAIR OF TURNABLE KNOBS  
WITH SQUARE ROSE  
AND CYLINDER HOLE ESCUTCHEON

POMOLO CENTRATO  
CENTERED KNOB

**329K 276 60**

POMOLO SINGOLO FISSO  
CON ROSETTA RETTANGOLARE

SINGLE FIXED KNOB  
WITH RECTANGULAR ROSE

**329K 02 276 60**

COPPIA POMOLI GIREVOLI  
CON ROSETTA RETTANGOLARE  
SENZA BOCCHETTE

PAIR OF TURNABLE KNOBS  
WITH RECTANGULAR ROSE  
WITHOUT ESCUTCHEON

**329K 02 276 B 60**

COPPIA POMOLI GIREVOLI  
CON ROSETTA RETTANGOLARE  
E BOCCHETTE FORO CHIAVE

PAIR OF TURNABLE KNOBS  
WITH RECTANGULAR ROSE  
AND KEY HOLE ESCUTCHEON

**329K 02 276 Z 60**

COPPIA POMOLI GIREVOLI  
CON ROSETTA RETTANGOLARE  
E BOCCHETTE FORO CILINDRO

PAIR OF TURNABLE KNOBS  
WITH RECTANGULAR ROSE  
AND CYLINDER HOLE ESCUTCHEON

MATERIAL MATERIAL

**INOX  
AISI 304**

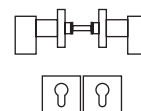
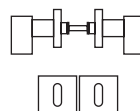
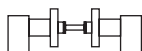
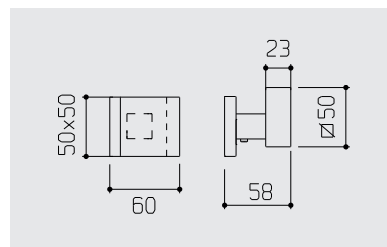
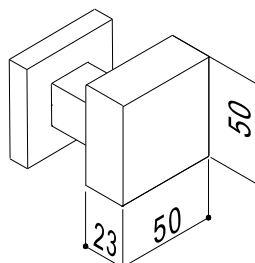

FINITURA FINISH

**F60**

INOX SATINATO SATIN S. STEEL

POMOLO DECENTRATO

OFFSET KNOB


**329KS 211B 60**

POMOLO SINGOLO FISSO  
CON ROSETTA QUADRA

SINGLE FIXED KNOB  
WITH SQUARE ROSE

**329KS 02 211B 60**

COPPIA POMOLI GIREVOLI  
CON ROSETTA QUADRA  
SENZA BOCCHETTE

PAIR OF TURNABLE KNOBS  
WITH SQUARE ROSE  
WITHOUT ESCUTCHEON

**329KS 02 211B B 60**

COPPIA POMOLI GIREVOLI  
CON ROSETTA QUADRA  
E BOCCHETTE FORO CHIAVE

PAIR OF TURNABLE KNOBS  
WITH SQUARE ROSE  
AND KEY HOLE ESCUTCHEON

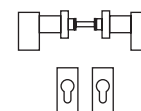
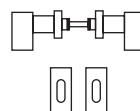
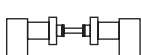
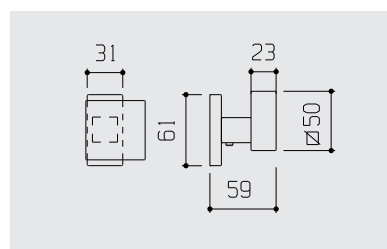
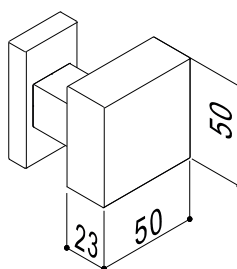

**329KS 02 211B Z 60**

COPPIA POMOLI GIREVOLI  
CON ROSETTA QUADRA  
E BOCCHETTE FORO CILINDRO

PAIR OF TURNABLE KNOBS  
WITH SQUARE ROSE  
AND CYLINDER HOLE ESCUTCHEON

POMOLO DECENTRATO

OFFSET KNOB


**329KS 276 60**

POMOLO SINGOLO FISSO  
CON ROSETTA RETTANGOLARE

SINGLE FIXED KNOB  
WITH RECTANGULAR ROSE

**329KS 02 276 60**

COPPIA POMOLI GIREVOLI  
CON ROSETTA RETTANGOLARE  
SENZA BOCCHETTE

PAIR OF TURNABLE KNOBS  
WITH RECTANGULAR ROSE  
WITHOUT ESCUTCHEON

**329KS 02 276 B 60**

COPPIA POMOLI GIREVOLI  
CON ROSETTA RETTANGOLARE  
E BOCCHETTE FORO CHIAVE

PAIR OF TURNABLE KNOBS  
WITH RECTANGULAR ROSE  
AND KEY HOLE ESCUTCHEON

**329KS 02 276 Z 60**

COPPIA POMOLI GIREVOLI  
CON ROSETTA RETTANGOLARE  
E BOCCHETTE FORO CILINDRO

PAIR OF TURNABLE KNOBS  
WITH RECTANGULAR ROSE  
AND CYLINDER HOLE ESCUTCHEON



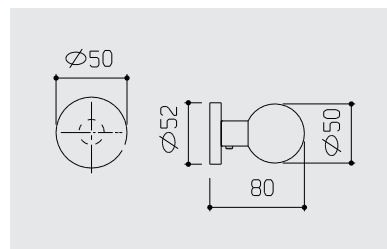
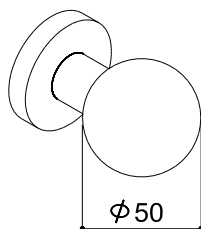
MATERIAL MATERIAL

**INOX**  
**AISI 304**

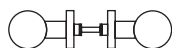
FINITURA FINISH

**F60**

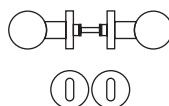
INOX SATINATO SATIN S. STEEL

POMOLO CENTRATO  
CENTERED KNOB

**326 236 60**

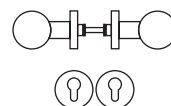
POMOLO SINGOLO FISSO  
CON ROSETTA TONDA

SINGLE FIXED KNOB  
WITH ROUND ROSE

**326 02 236 60**

COPPIA POMOLI GIREVOLI  
CON ROSETTA TONDA  
SENZA BOCCHETTE

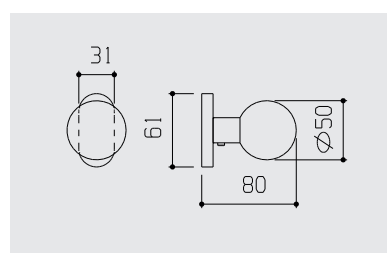
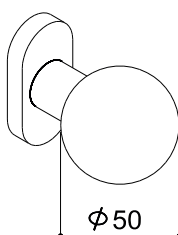
PAIR OF TURNABLE KNOBS  
WITH ROUND ROSE  
WITHOUT ESCUTCHEON

**326 02 236 B 60**

COPPIA POMOLI GIREVOLI  
CON ROSETTA TONDA  
E BOCCHETTE FORO CHIAVE

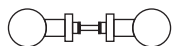
PAIR OF TURNABLE KNOBS  
WITH ROUND ROSE  
AND KEY HOLE ESCUTCHEON

**326 02 236 Z 60**

COPPIA POMOLI GIREVOLI  
CON ROSETTA TONDA  
E BOCCHETTE FORO CILINDRO

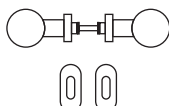
PAIR OF TURNABLE KNOBS  
WITH ROUND ROSE  
AND CYLINDER HOLE ESCUTCHEON

POMOLO CENTRATO  
CENTERED KNOB

**326 277 60**

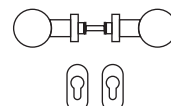
POMOLO SINGOLO FISSO  
CON ROSETTA OVALE

SINGLE FIXED KNOB  
WITH OVAL ROSE

**326 02 277 60**

COPPIA POMOLI GIREVOLI  
CON ROSETTA OVALE  
SENZA BOCCHETTE

PAIR OF TURNABLE KNOBS  
WITH OVAL ROSE  
WITHOUT ESCUTCHEON

**326 02 277 B 60**

COPPIA POMOLI GIREVOLI  
CON ROSETTA OVALE  
E BOCCHETTE FORO CHIAVE

PAIR OF TURNABLE KNOBS  
WITH OVAL ROSE  
AND KEY HOLE ESCUTCHEON

**326 02 277 Z 60**

COPPIA POMOLI GIREVOLI  
CON ROSETTA OVALE  
E BOCCHETTE FORO CILINDRO

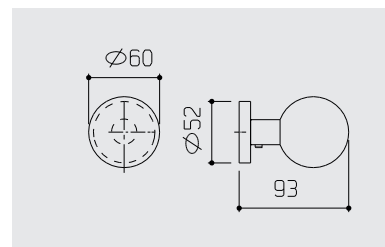
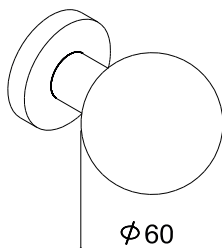
PAIR OF TURNABLE KNOBS  
WITH OVAL ROSE  
AND CYLINDER HOLE ESCUTCHEON

MATERIAL MATERIAL

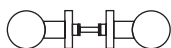
**INOX**  
**AISI 304**

FINITURA FINISH

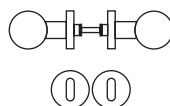
**F60**
**INOX SATINATO SATIN S. STEEL**

POMOLO CENTRATO  
CENTERED KNOB

**360 236 60**

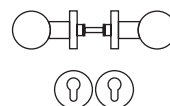
POMOLO SINGOLO FISSO  
CON ROSETTA TONDA

SINGLE FIXED KNOB  
WITH ROUND ROSE

**360 02 236 60**

COPPIA POMOLI GIREVOLI  
CON ROSETTA TONDA  
SENZA BOCCHETTE

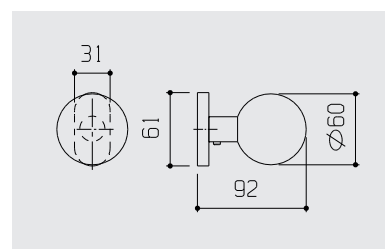
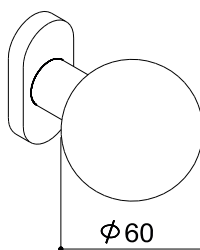
PAIR OF TURNABLE KNOBS  
WITH ROUND ROSE  
WITHOUT ESCUTCHEON

**360 02 236 B 60**

COPPIA POMOLI GIREVOLI  
CON ROSETTA TONDA  
E BOCCHETTE FORO CHIAVE

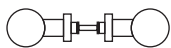
PAIR OF TURNABLE KNOBS  
WITH ROUND ROSE  
AND KEY HOLE ESCUTCHEON

**360 02 236 Z 60**

COPPIA POMOLI GIREVOLI  
CON ROSETTA TONDA  
E BOCCHETTE FORO CILINDRO

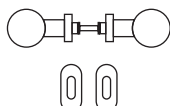
PAIR OF TURNABLE KNOBS  
WITH ROUND ROSE  
AND CYLINDER HOLE ESCUTCHEON

POMOLO CENTRATO  
CENTERED KNOB

**360 277 60**

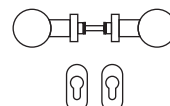
POMOLO SINGOLO FISSO  
CON ROSETTA OVALE

SINGLE FIXED KNOB  
WITH OVAL ROSE

**360 02 277 60**

COPPIA POMOLI GIREVOLI  
CON ROSETTA OVALE  
SENZA BOCCHETTE

PAIR OF TURNABLE KNOBS  
WITH OVAL ROSE  
S/ESCUTCHEON

**360 02 277 B 60**

COPPIA POMOLI GIREVOLI  
CON ROSETTA OVALE  
E BOCCHETTE FORO CHIAVE

PAIR OF TURNABLE KNOBS  
WITH OVAL ROSE  
AND KEY HOLE ESCUTCHEON

**360 02 277 Z 60**

COPPIA POMOLI GIREVOLI  
CON ROSETTA OVALE  
E BOCCHETTE FORO CILINDRO

PAIR OF TURNABLE KNOBS  
WITH OVAL ROSE  
AND CYLINDER HOLE ESCUTCHEON

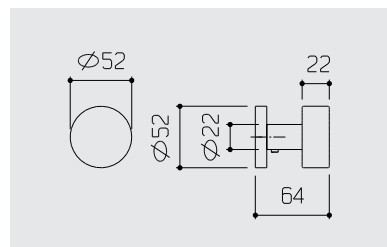
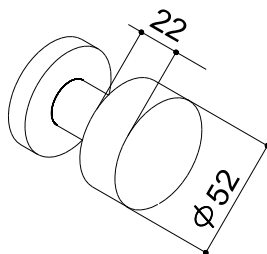
MATERIAL MATERIAL

**INOX**  
**AISI 304**

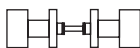
FINITURA FINISH

**F60**

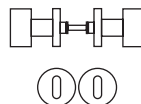
INOX SATINATO SATIN S. STEEL

POMOLO CENTRATO  
CENTERED KNOB

**327 236 60**

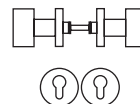
POMOLO SINGOLO FISSO  
CON ROSETTA TONDA

SINGLE FIXED KNOB  
WITH ROUND ROSE

**327 02 236 60**

COPPIA POMOLI GIREVOLI  
CON ROSETTA TONDA  
SENZA BOCCHETTE

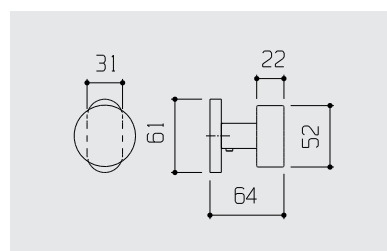
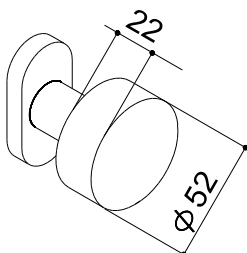
PAIR OF TURNABLE KNOBS  
WITH ROUND ROSE  
WITHOUT ESCUTCHEON

**327 02 236 B 60**

COPPIA POMOLI GIREVOLI  
CON ROSETTA TONDA  
E BOCCHETTE FORO CHIAVE

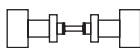
PAIR OF TURNABLE KNOBS  
WITH ROUND ROSE  
AND KEY HOLE ESCUTCHEON

**327 02 236 Z 60**

COPPIA POMOLI GIREVOLI  
CON ROSETTA TONDA  
E BOCCHETTE FORO CILINDRO

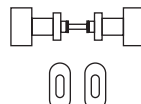
PAIR OF TURNABLE KNOBS  
WITH ROUND ROSE  
AND CYLINDER HOLE ESCUTCHEON

POMOLO CENTRATO  
CENTERED KNOB

**327 277 60**

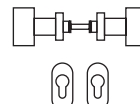
POMOLO SINGOLO FISSO  
CON ROSETTA OVALE

SINGLE FIXED KNOB  
WITH OVAL ROSE

**327 02 277 60**

COPPIA POMOLI GIREVOLI  
CON ROSETTA OVALE  
SENZA BOCCHETTE

PAIR OF TURNABLE KNOBS  
WITH OVAL ROSE  
WITHOUT ESCUTCHEON

**327 02 277 B 60**

COPPIA POMOLI GIREVOLI  
CON ROSETTA OVALE  
E BOCCHETTE FORO CHIAVE

PAIR OF TURNABLE KNOBS  
WITH OVAL ROSE  
AND KEY HOLE ESCUTCHEON

**327 02 277 Z 60**

COPPIA POMOLI GIREVOLI  
CON ROSETTA OVALE  
E BOCCHETTE FORO CILINDRO

PAIR OF TURNABLE KNOBS  
WITH OVAL ROSE  
AND CYLINDER HOLE ESCUTCHEON

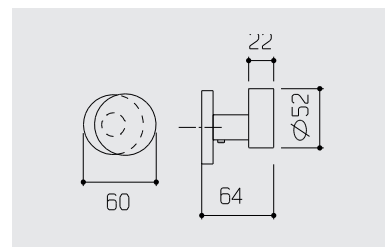
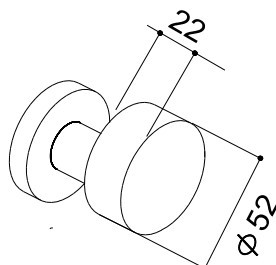
MATERIAL MATERIAL

**INOX**  
**AISI 304**

FINITURA FINISH

**F60**
**INOX SATINATO SATIN S. STEEL**

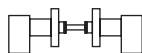
POMOLO DECENTRATO  
 OFFSET KNOB



## 327GK 236 60

POMOLO SINGOLO FISSO  
 CON ROSETTA TONDA

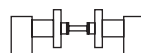
*SINGLE FIXED KNOB  
 WITH ROUND ROSE*



## 327GK 02 236 60

COPPIA POMOLI GIREVOLI  
 CON ROSETTA TONDA  
 SENZA BOCCHETTE

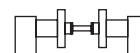
*PAIR OF TURNABLE KNOBS  
 WITH ROUND ROSE  
 WITHOUT ESCUTCHEON*



## 327GK 02 236 B 60

COPPIA POMOLI GIREVOLI  
 CON ROSETTA TONDA  
 E BOCCHETTE FORO CHIAVE

*PAIR OF TURNABLE KNOBS  
 WITH ROUND ROSE  
 AND KEY HOLE ESCUTCHEON*

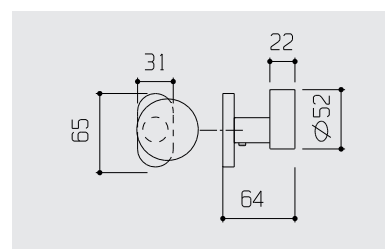
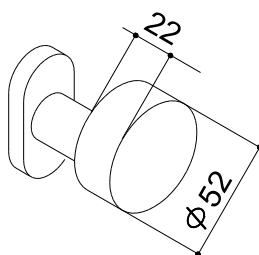


## 327GK 02 236 Z 60

COPPIA POMOLI GIREVOLI  
 CON ROSETTA TONDA  
 E BOCCHETTE FORO CILINDRO

*PAIR OF TURNABLE KNOBS  
 WITH ROUND ROSE  
 AND CYLINDER HOLE ESCUTCHEON*

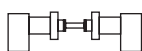
POMOLO DECENTRATO  
 OFFSET KNOB



## 327GK 277 60

POMOLO SINGOLO FISSO  
 CON ROSETTA OVALE

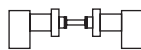
*SINGLE FIXED KNOB  
 WITH OVAL ROSE*



## 327GK 02 277 60

COPPIA POMOLI GIREVOLI  
 CON ROSETTA OVALE  
 SENZA BOCCHETTE

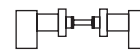
*PAIR OF TURNABLE KNOBS  
 WITH OVAL ROSE  
 S/ESCUTCHEON*



## 327GK 02 277 B 60

COPPIA POMOLI GIREVOLI  
 CON ROSETTA OVALE  
 E BOCCHETTE FORO CHIAVE

*PAIR OF TURNABLE KNOBS  
 WITH OVAL ROSE  
 AND KEY HOLE ESCUTCHEON*



## 327GK 02 277 Z 60

COPPIA POMOLI GIREVOLI  
 CON ROSETTA OVALE  
 E BOCCHETTE FORO CILINDRO

*PAIR OF TURNABLE KNOBS  
 WITH OVAL ROSE  
 AND CYLINDER HOLE ESCUTCHEON*

MATERIAL MATERIAL

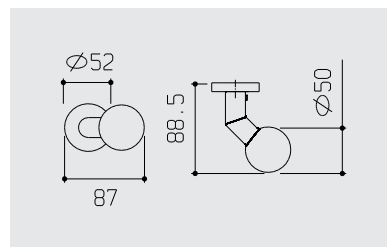
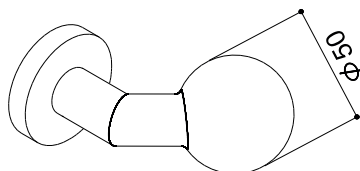
**INOX  
AISI 304**

FINITURA FINISH

**F60**

INOX SATINATO SATIN S. STEEL

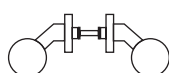
POMOLO DECENTRATO  
OFFSET KNOB



## 326GK 236 60

POMOLO SINGOLO FISSO  
CON ROSETTA TONDA

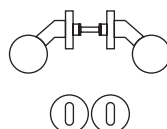
SINGLE FIXED KNOB  
WITH ROUND ROSE



## 326GK 02 236 60

COPPIA POMOLI GIREVOLI  
CON ROSETTA TONDA  
SENZA BOCCHETTE

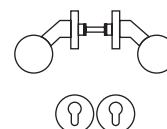
PAIR OF TURNABLE KNOBS  
WITH ROUND ROSE  
WITHOUT ESCUTCHEON



## 326GK 02 236 B 60

COPPIA POMOLI GIREVOLI  
CON ROSETTA TONDA  
E BOCCHETTE FORO CHIAVE

PAIR OF TURNABLE KNOBS  
WITH ROUND ROSE  
AND KEY HOLE ESCUTCHEON

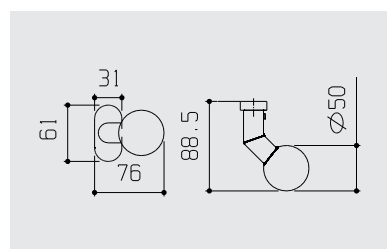
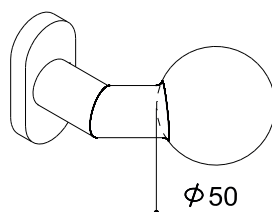


## 326GK 02 236 Z 60

COPPIA POMOLI GIREVOLI  
CON ROSETTA TONDA  
E BOCCHETTE FORO CILINDRO

PAIR OF TURNABLE KNOBS  
WITH ROUND ROSE  
AND CYLINDER HOLE ESCUTCHEON

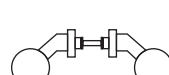
POMOLO DECENTRATO  
OFFSET KNOB



## 326GK 277 60

POMOLO SINGOLO FISSO  
CON ROSETTA OVALE

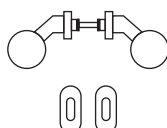
SINGLE FIXED KNOB  
WITH OVAL ROSE



## 326GK 02 277 60

COPPIA POMOLI GIREVOLI  
CON ROSETTA OVALE  
SENZA BOCCHETTE

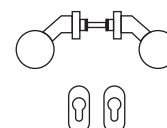
PAIR OF TURNABLE KNOBS  
WITH OVAL ROSE  
WITHOUT ESCUTCHEON



## 326GK 02 277 B 60

COPPIA POMOLI GIREVOLI  
CON ROSETTA OVALE  
E BOCCHETTE FORO CHIAVE

PAIR OF TURNABLE KNOBS  
WITH OVAL ROSE  
AND KEY HOLE ESCUTCHEON



## 326GK 02 277 Z 60

COPPIA POMOLI GIREVOLI  
CON ROSETTA OVALE  
E BOCCHETTE FORO CILINDRO

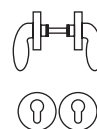
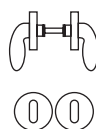
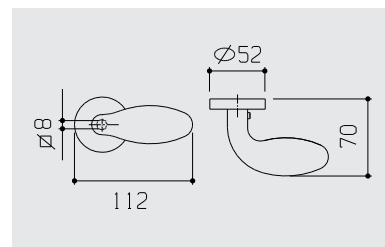
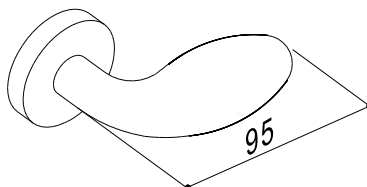
PAIR OF TURNABLE KNOBS  
WITH OVAL ROSE  
AND CYLINDER HOLE ESCUTCHEON



MATERIAL MATERIAL

**INOX**  
**AISI 304**

FINITURA FINISH

**F60**
**INOX SATINATO SATIN S. STEEL**

**320 236 60**

POMOLO SINGOLO FISSO  
CON ROSETTA TONDA

SINGLE FIXED KNOB  
WITH ROUND ROSE

**320 02 236 60**

COPPIA POMOLI GIREVOLI  
CON ROSETTA TONDA  
SENZA BOCCHETTE

PAIR OF TURNABLE KNOBS  
WITH ROUND ROSE  
WITHOUT ESCUTCHEON

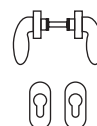
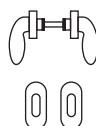
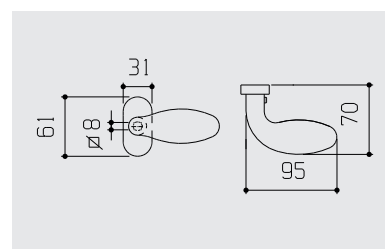
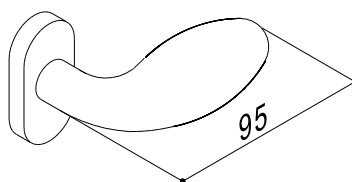
**320 02 236 B 60**

COPPIA POMOLI GIREVOLI  
CON ROSETTA TONDA  
E BOCCHETTE FORO CHIAVE

PAIR OF TURNABLE KNOBS  
WITH ROUND ROSE  
AND KEY HOLE ESCUTCHEON

**320 02 236 Z 60**

COPPIA POMOLI GIREVOLI  
CON ROSETTA TONDA  
E BOCCHETTE FORO CILINDRO

PAIR OF TURNABLE KNOBS  
WITH ROUND ROSE  
AND CYLINDER HOLE ESCUTCHEON

**320 277 60**

POMOLO SINGOLO FISSO  
CON ROSETTA OVALE

SINGLE FIXED KNOB  
WITH OVAL ROSE

**320 02 277 60**

COPPIA POMOLI GIREVOLI  
CON ROSETTA OVALE  
SENZA BOCCHETTE

PAIR OF TURNABLE KNOBS  
WITH OVAL ROSE  
S/ESCUTCHEON

**320 02 277 B 60**

COPPIA POMOLI GIREVOLI  
CON ROSETTA OVALE  
E BOCCHETTE FORO CHIAVE

PAIR OF TURNABLE KNOBS  
WITH OVAL ROSE  
AND KEY HOLE ESCUTCHEON

**320 02 277 Z 60**

COPPIA POMOLI GIREVOLI  
CON ROSETTA OVALE  
E BOCCHETTE FORO CILINDRO

PAIR OF TURNABLE KNOBS  
WITH OVAL ROSE  
AND CYLINDER HOLE ESCUTCHEON

FINITURE  
A RICHIESTA  
FINISHES  
ON REQUEST

**F61**  
INOX LUCIDO  
POLISHED S. STEEL

**F NO**  
NERO OPACO RAL 9005  
MATT BLACK RAL 9005

**F BO**  
BIANCO OPACO RAL 9016  
OPAQUE WHITE RAL 9016

**F BL**  
BIANCO LUCIDO RAL 9010  
GLOSSY WHITE RAL 9010

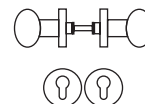
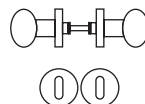
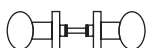
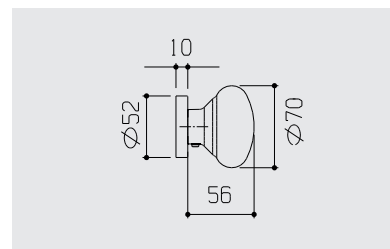
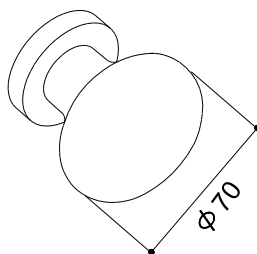
MATERIAL MATERIAL

**INOX  
AISI 304**

FINITURA FINISH

**F60**

INOX SATINATO SATIN S. STEEL


**334 236 60**

POMOLO SINGOLO FISSO  
CON ROSETTA TONDA

SINGLE FIXED KNOB  
WITH ROUND ROSE

**334 02 236 60**

COPPIA POMOLI GIREVOLI  
CON ROSETTA TONDA  
SENZA BOCCHETTE

PAIR OF TURNABLE KNOBS  
WITH ROUND ROSE  
WITHOUT ESCUTCHEON

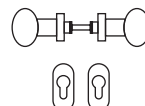
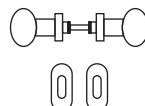
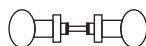
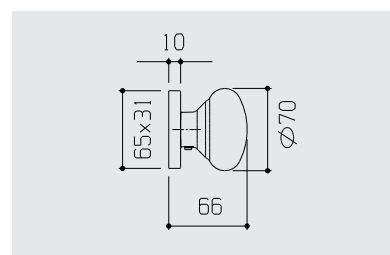
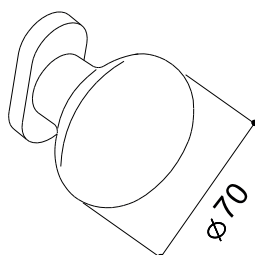
**334 02 236 B 60**

COPPIA POMOLI GIREVOLI  
CON ROSETTA TONDA  
E BOCCHETTE FORO CHIAVE

PAIR OF TURNABLE KNOBS  
WITH ROUND ROSE  
AND KEY HOLE ESCUTCHEON

**334 02 236 Z 60**

COPPIA POMOLI GIREVOLI  
CON ROSETTA TONDA  
E BOCCHETTE FORO CILINDRO

PAIR OF TURNABLE KNOBS  
WITH ROUND ROSE  
AND CYLINDER HOLE ESCUTCHEON

**334 277 60**

POMOLO SINGOLO FISSO  
CON ROSETTA OVALE

SINGLE FIXED KNOB  
WITH OVAL ROSE

**334 02 277 60**

COPPIA POMOLI GIREVOLI  
CON ROSETTA OVALE  
SENZA BOCCHETTE

PAIR OF TURNABLE KNOBS  
WITH OVAL ROSE  
WITHOUT ESCUTCHEON

**334 02 277 B 60**

COPPIA POMOLI GIREVOLI  
CON ROSETTA OVALE  
E BOCCHETTE FORO CHIAVE

PAIR OF TURNABLE KNOBS  
WITH OVAL ROSE  
AND KEY HOLE ESCUTCHEON

**334 02 277 Z 60**

COPPIA POMOLI GIREVOLI  
CON ROSETTA OVALE  
E BOCCHETTE FORO CILINDRO

PAIR OF TURNABLE KNOBS  
WITH OVAL ROSE  
AND CYLINDER HOLE ESCUTCHEON





 **fimet**<sup>®</sup>  
Bianchi Vittore





# INO PROJECT

GUARNITURE  
ANTINCENDIO

FIRE RATED  
SETS





**GUARNITURE ANTINCENDIO - FIRE RATED SETS**

MATERIAL MATERIAL

**INOX  
AISI 304**

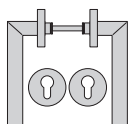
FINITURA FINISH

**F60**

INOX SATINATO SATIN S. STEEL

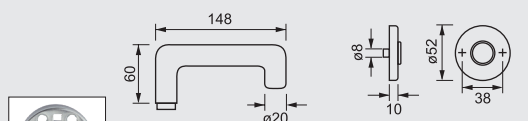


**101TF.236CM.PZ.60**



SET MANIGLIA  
ROSETTA TONDA  
FORO CILINDRO  
HANDLE SET  
ROUND ROSE  
CYLINDER HOLE

FERRO - SPINDLE  $\nabla$  9




SOTTOROSSETTA  
IN METALLO

METAL UNDER  
CONSTRUCTIONS

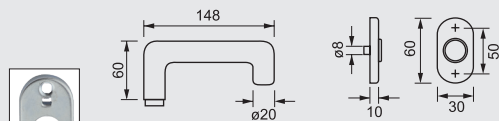


**101TF.277CM.PZ.60**



SET MANIGLIA  
ROSETTA OVALE  
FORO CILINDRO  
HANDLE SET  
OVAL ROSE  
CYLINDER HOLE

FERRO - SPINDLE  $\nabla$  9



SOTTOROSSETTA  
IN METALLO

METAL UNDER  
CONSTRUCTIONS

**GUARNITURE ANTINCENDIO - FIRE RATED SETS**

MATERIAL MATERIAL

**INOX  
AISI 304**

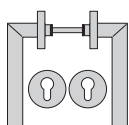
FINITURA FINISH

**F60**

INOX SATINATO SATIN S. STEEL

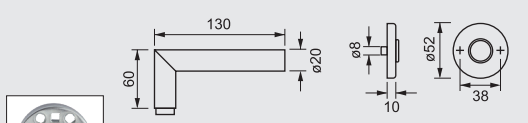


**102TF.236CM.PZ.60**



SET MANIGLIA  
ROSETTA TONDA  
FORO CILINDRO  
HANDLE SET  
ROUND ROSE  
CYLINDER HOLE

FERRO - SPINDLE  $\nabla$  9

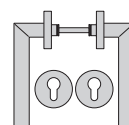


SOTTOROSSETTA  
IN METALLO

METAL UNDER  
CONSTRUCTIONS

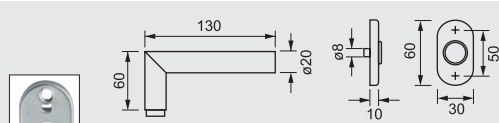


**102TF.277CM.PZ.60**



SET MANIGLIA  
ROSETTA OVALE  
FORO CILINDRO  
HANDLE SET  
OVAL ROSE  
CYLINDER HOLE

FERRO - SPINDLE  $\nabla$  9



SOTTOROSSETTA  
IN METALLO

METAL UNDER  
CONSTRUCTIONS

MATERIAL MATERIAL

**INOX  
AISI 304**

FINITURA FINISH

**F60**

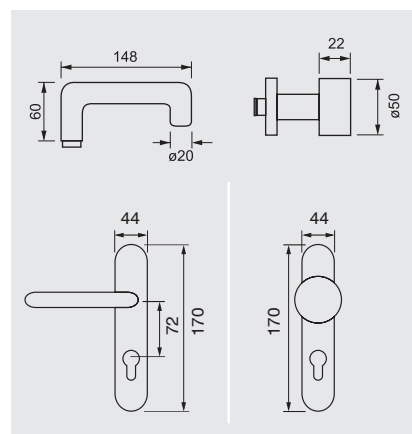
INOX SATINATO SATIN S. STEEL

**PZWL.101TF.202S.327.72.60 SX**

**PZWR.101TF.202S.327.72.60 DX**

SET MANIGLIA + POMOLO  
ANTIFUOCO PLACCA FORO CILINDRO

FIRE RATED HANDLE + KNOB SET  
ON CYLINDER HOLE PLATE

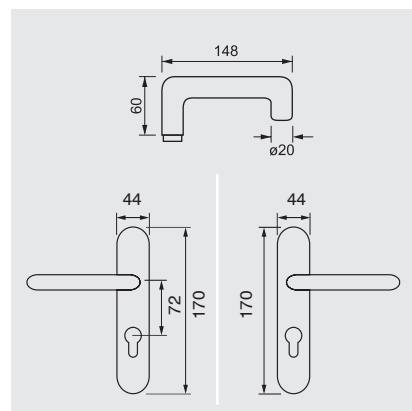


FERRO - SPINDLE  $\nabla$  9

**101TF.202S.Z72.60**

SET MANIGLIA + MANIGLIA ANTIFUOCO  
PLACCA FORO CILINDRO

FIRE RATED HANDLES SET  
ON CYLINDER HOLE PLATE



FERRO - SPINDLE  $\nabla$  9

MATERIAL MATERIAL

**INOX  
AISI 304**

FINITURA FINISH

**F60**

INOX SATINATO SATIN S. STEEL

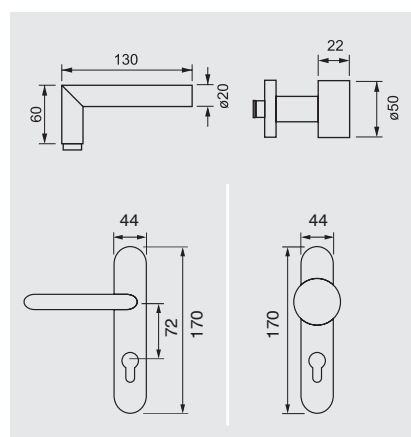


**PZWL.102TF.202S.327.72.60 SX**

**PZWR.102TF.202S.327.72.60 DX**

SET MANIGLIA + POMOLO  
ANTIFUOCO PLACCA FORO CILINDRO

FIRE RATED HANDLE + KNOB SET  
ON CYLINDER HOLE PLATE



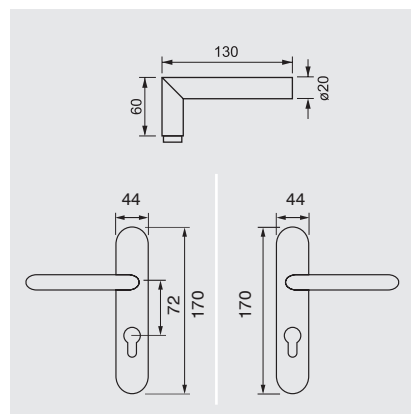
FERRO - SPINDLE  $\nabla$  9



**102TF.202S.Z72.60**

SET MANIGLIA + MANIGLIA ANTIFUOCO  
PLACCA FORO CILINDRO

FIRE RATED HANDLES SET  
ON CYLINDER HOLE PLATE



FERRO - SPINDLE  $\nabla$  9

MATERIAL MATERIAL

**INOX  
AISI 304**

FINITURA FINISH

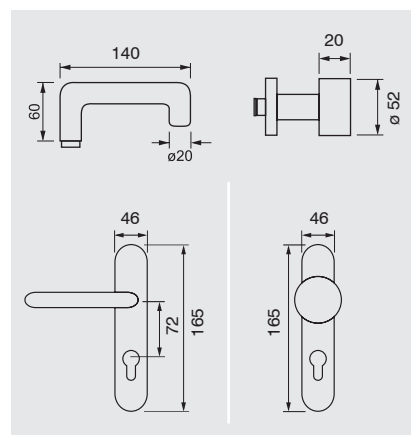

**F60**

INOX SATINATO SATIN S. STEEL

**PZW101207P327PZ72NO**

SET MANIGLIA + POMOLO  
ANTIFUOCO PLACCA FORO CILINDRO

FIRE RATED HANDLE + KNOB SET  
ON CYLINDER HOLE PLATE



ANIMA METALLICA - METAL CORE

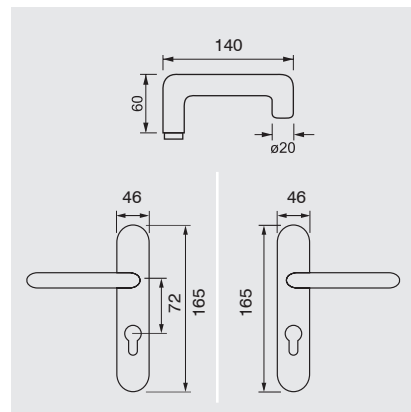

PP NERO 30% FIBRA DI VETRO - BLACK POLYPROPYLENE 30% FIBERGLASS

FERRO - SPINDLE  $\varnothing 9$

**101207PZ72NO**

SET MANIGLIA + MANIGLIA ANTIFUOCO  
PLACCA FORO CILINDRO

FIRE RATED HANDLES SET  
ON CYLINDER HOLE PLATE



ANIMA METALLICA - METAL CORE

PP NERO 30% FIBRA DI VETRO - BLACK POLYPROPYLENE 30% FIBERGLASS

FERRO - SPINDLE  $\varnothing 9$






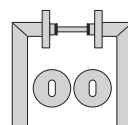
# INO PROJECT



CLASSE 3

CLASS 3

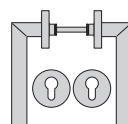




**101236CMB60.CL3**

SET MANIGLIA  
ROSETTA TONDA  
FORO CHIAVE



HANDLE SET  
ROUND ROSE  
KEY HOLE



**101236CMZ60.CL3**

SET MANIGLIA  
ROSETTA TONDA  
FORO CILINDRO

HANDLE SET  
ROUND ROSE  
CYLINDER HOLE

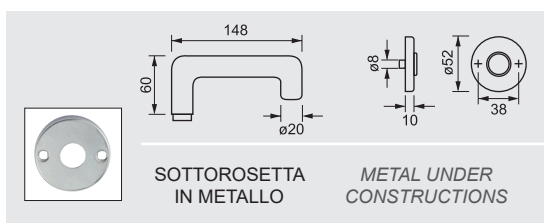


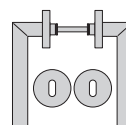
**101236CMW31260.CL3**

SET MANIGLIA  
ROSETTA TONDA  
CON NOTTOLINO WC

HANDLE SET  
ROUND ROSE  
WITH PRIVACY KNOB

FERRO - SPINDLE  $\varnothing 8$






**102236CMB60.CL3**

SET MANIGLIA  
ROSETTA TONDA  
FORO CHIAVE



HANDLE SET  
ROUND ROSE  
KEY HOLE



**102236CMZ60.CL3**

SET MANIGLIA  
ROSETTA TONDA  
FORO CILINDRO

HANDLE SET  
ROUND ROSE  
CYLINDER HOLE

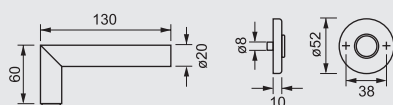


**102236CMW31260.CL3**

SET MANIGLIA  
ROSETTA TONDA  
CON NOTTOLINO WC

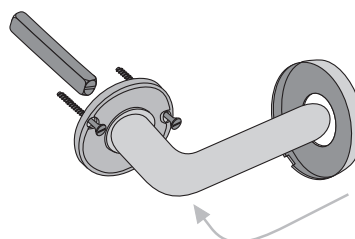
HANDLE SET  
ROUND ROSE  
WITH PRIVACY KNOB

FERRO - SPINDLE  $\nabla$  8



SOTTOROSSETTA  
IN METALLO

METAL UNDER  
CONSTRUCTIONS





# INO PROJECT



MANIGLIE  
SPECIALI

SPECIAL  
HANDLES



*Linea*

REDUCED  
—  
OFFSET  
—  
PUBLIC





**MANIGLIE SPECIALI - SPECIAL HANDLES**


MATERIAL MATERIAL

**INOX  
AISI 304**

FINITURA FINISH

**F60**

INOX SATINATO SATIN S. STEEL



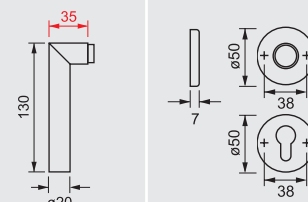
**102.273.Z.RI.60**

ROSETTA TONDA  
FORO CILINDRO

ROUND ROSE  
CYLINDER HOLE

ALTEZZA IMPUGNATURA  
RIBASSATA

LOW HANDLE  
HEIGHT



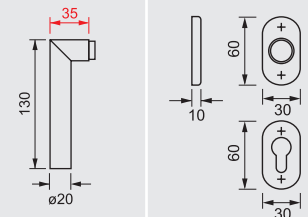
**102.277.Z.RI.60**

ROSETTA OVALE  
FORO CILINDRO

OVAL ROSE  
CYLINDER HOLE

ALTEZZA IMPUGNATURA  
RIBASSATA

LOW HANDLE  
HEIGHT



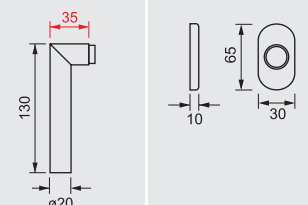
**102.DK.RI.60**

MANIGLIA DK

WINDOW HANDLE

ALTEZZA IMPUGNATURA  
RIBASSATA

LOW HANDLE  
HEIGHT





**MANIGLIE SPECIALI - SPECIAL HANDLES**


MATERIAL MATERIAL

**INOX  
AISI 304**

FINITURA FINISH

**F60**

INOX SATINATO SATIN S. STEEL




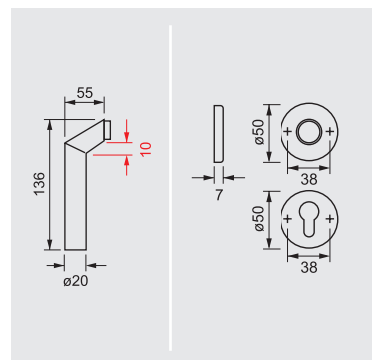
**102IN.273.Z.60**

ROSETTA TONDA  
FORO CILINDRO

IMPUGNATURA  
DISASSATA

ROUND ROSE  
CYLINDER HOLE

OFFSET  
LEVER



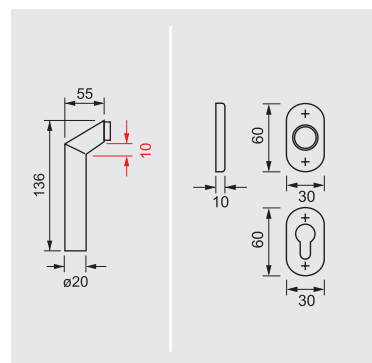
**102IN.277.Z.60**

ROSETTA OVALE  
FORO CILINDRO

IMPUGNATURA  
DISASSATA

OVAL ROSE  
CYLINDER HOLE

OFFSET  
LEVER



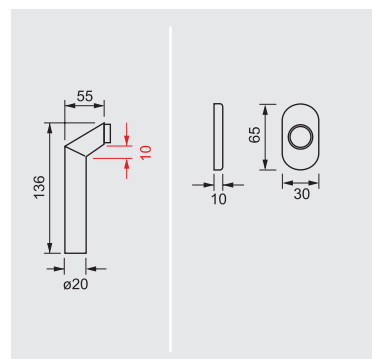
**102IN.DK.60**

MANIGLIA DK

IMPUGNATURA  
DISASSATA

WINDOW HANDLE

OFFSET  
LEVER



MATERIAL MATERIAL

**INOX  
AISI 304**

FINITURA FINISH

**F60**

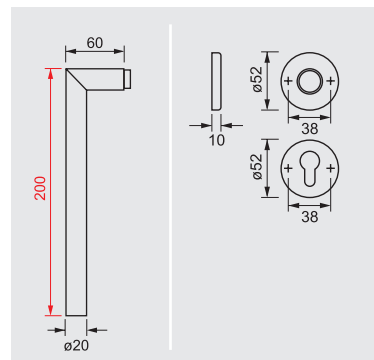
INOX SATINATO SATIN S. STEEL



**102.236.Z.200.60**

ROSETTA TONDA  
FORO CILINDRO  
LUNGHEZZA  
IMPUGNATURA 200 mm

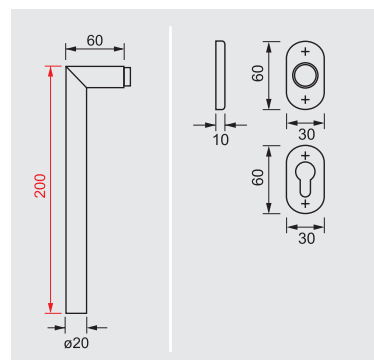
ROUND ROSE  
CYLINDER HOLE  
LEVER HANDLE  
LENGTH 200 mm



**102.277.Z.200.60**

ROSETTA OVALE  
FORO CILINDRO  
LUNGHEZZA  
IMPUGNATURA 200 mm

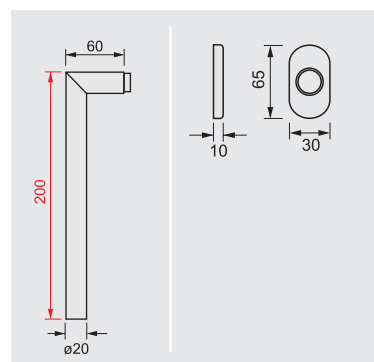
OVAL ROSE  
CYLINDER HOLE  
LEVER HANDLE  
LENGTH 200 mm



**102.DK.200.60**

MANIGLIA DK  
LUNGHEZZA  
IMPUGNATURA 200 mm

WINDOW HANDLE  
LEVER HANDLE  
LENGTH 200 mm



ATTENZIONE: NON ADATTI PER PORTE SCORREVOLI  
ATTENTION: NOT SUITABLE FOR SLIDING DOORS

MATERIAL MATERIAL

**INOX  
AISI 304**

FINITURA FINISH

**F60**

INOX SATINATO SATIN S. STEEL



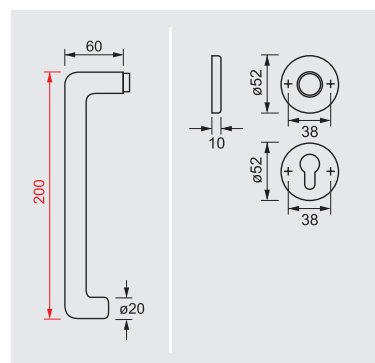
**101.236.Z.200.60**

ROSETTA TONDA  
FORO CILINDRO

ROUND ROSE  
CYLINDER HOLE

LUNGHEZZA  
IMPUGNATURA 200 mm

LEVER HANDLE  
LENGTH 200 mm



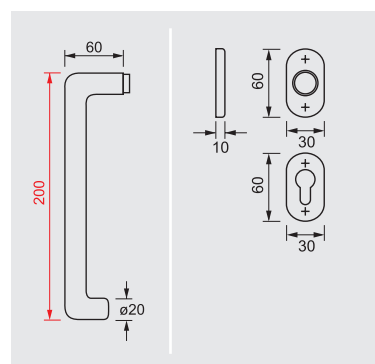
**101.277.Z.200.60**

ROSETTA OVALE  
FORO CILINDRO

OVAL ROSE  
CYLINDER HOLE

LUNGHEZZA  
IMPUGNATURA 200 mm

LEVER HANDLE  
LENGTH 200 mm



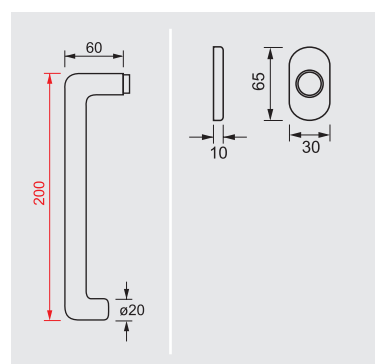
**101.DK.200.60**

MANIGLIA DK

WINDOW HANDLE

LUNGHEZZA  
IMPUGNATURA 200 mm

LEVER HANDLE  
LENGTH 200 mm



ATTENZIONE: NON ADATTI PER PORTE SCORREVOLI  
ATTENTION: NOT SUITABLE FOR SLIDING DOORS

MATERIAL MATERIAL

**INOX  
AISI 304**

FINITURA FINISH

**F60**

INOX SATINATO SATIN S. STEEL




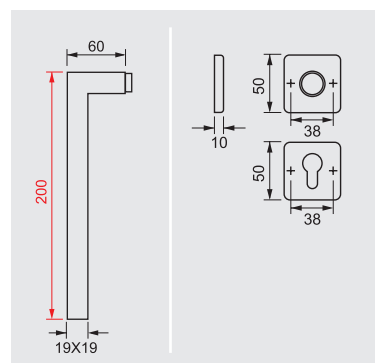
**102K.211B.Z.200.60**

ROSETTA QUADRA  
FORO CILINDRO

SQUARE ROSE  
CYLINDER HOLE

LUNGHEZZA  
IMPUGNATURA 200 mm

LEVER HANDLE  
LENGTH 200 mm



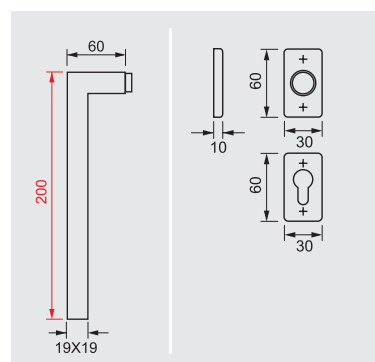
**102K.276.Z.200.60**

ROSETTA RETTANGOLARE  
FORO CILINDRO

RECTANGULAR ROSE  
CYLINDER HOLE

LUNGHEZZA  
IMPUGNATURA 200 mm

LEVER HANDLE  
LENGTH 200 mm



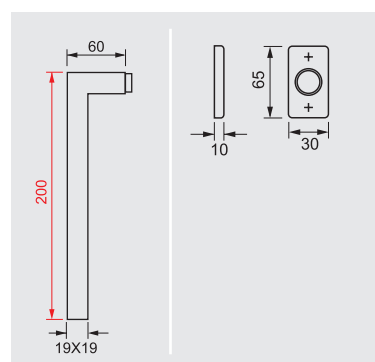
**102K.DKR.200.60**

MANIGLIA DK

WINDOW HANDLE

LUNGHEZZA  
IMPUGNATURA 200 mm

LEVER HANDLE  
LENGTH 200 mm





ATTENZIONE: NON ADATTI PER PORTE SCORREVOLI  
ATTENTION: NOT SUITABLE FOR SLIDING DOORS



# INO PROJECT

COMPLEMENTI  
D'ARREDO

*ACCESSORIES*



## MANIGLIE PER PORTE SCORREVOLI - SLIDING DOOR FLUSH HANDLES

MATERIAL MATERIAL

**INOX  
AISI 304**

FINITURA FINISH

**F60**

INOX SATINATO SATIN S. STEEL


**3665AZB**

 NICCHIA OVALE  
 FORO CILINDRO INFERIORE  
 OVAL FLUSH HANDLE  
 WITH BOTTOM CYLINDER HOLE

**3665AFB**

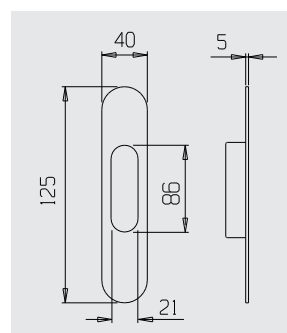
 NICCHIA OVALE  
 FORO CHIAVE INFERIORE  
 OVAL FLUSH HANDLE  
 WITH BOTTOM KEY HOLE

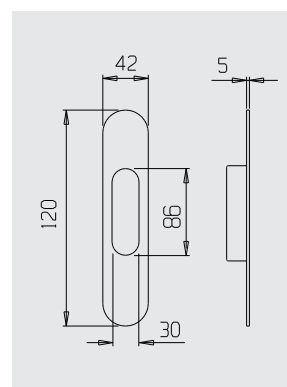
**3665AC**

 NICCHIA OVALE  
 CIECA  
 BLIND OVAL  
 FLUSH HANDLE

 ARTICOLO A RICHIESTA  
 ARTICLE ON REQUEST

 FORO CILINDRO  
 CENTRALE  
 CENTRAL  
 CYLINDER HOLE

 FORO CHIAVE  
 CENTRALE  
 CENTRAL  
 KEY HOLE

**3665C**

 NICCHIA OVALE CIECA  
 CON FORI VITE  
 BLIND OVAL FLUSH  
 HANDLE WITH VISIBLE  
 SCREW HOLES


MANIGLIE PER PORTE SCORREVOLI - SLIDING DOOR FLUSH HANDLES

MATERIAL MATERIAL

**INOX  
AISI 304**

FINITURA FINISH

**F60**

INOX SATINATO SATIN S. STEEL



**3663AZB**

NICCHIA RETTANGOLARE  
FORO CILINDRO INFERIORE  
RECTANGULAR FLUSH HANDLES  
WITH BOTTOM CYLINDER HOLE



**3663AFB**

NICCHIA RETTANGOLARE  
FORO CHIAVE INFERIORE  
RECTANGULAR FLUSH HANDLES  
WITH BOTTOM KEY HOLE



**3663AC**

NICCHIA RETTANGOLARE  
CIECA  
BLIND RECTANGULAR  
FLUSH HANDLE

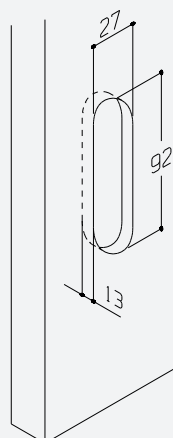
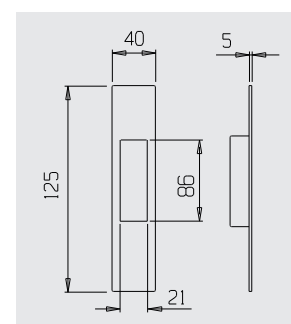
ARTICOLO A RICHIESTA  
ARTICLE ON REQUEST



FORO CILINDRO  
CENTRALE  
CENTRAL  
CYLINDER HOLE



FORO CHIAVE  
CENTRALE  
CENTRAL  
KEY HOLE



SCASSO PER PORTA  
DOOR DRILLING

FINITURE  
A RICHIESTA  
FINISHES  
ON REQUEST

**F61**  
INOX LUCIDO  
POLISHED S. STEEL

**F NO**  
NERO OPACO RAL 9005  
MATT BLACK RAL 9005

**F BO**  
BIANCO OPACO RAL 9016  
OPAQUE WHITE RAL 9016

**F BL**  
BIANCO LUCIDO RAL 9010  
GLOSSY WHITE RAL 9010

MATERIAL MATERIAL

**INOX  
AISI 304**

FINITURA FINISH

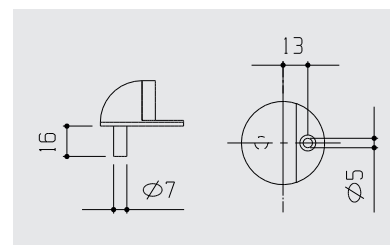
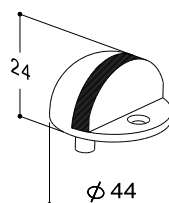
**F60**

INOX SATINATO SATIN S. STEEL



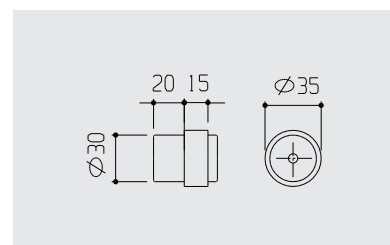
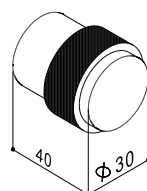
**3690**

FERMAPORTA A PAVIMENTO  
FLOOR DOOR STOPPER



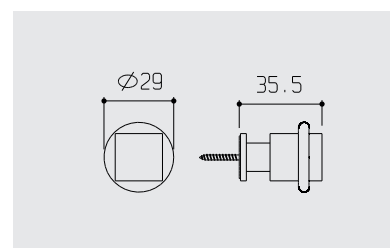
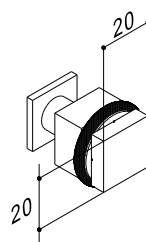
**3691**

FERMAPORTA A PAVIMENTO  
FLOOR DOOR STOPPER



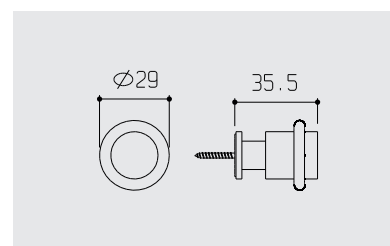
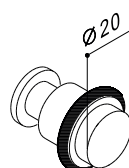
**3692**

FERMAPORTA A PAVIMENTO  
FLOOR DOOR STOPPER



**3693**

FERMAPORTA A PAVIMENTO  
FLOOR DOOR STOPPER



MATERIAL MATERIAL

**INOX  
AISI 304**

FINITURA FINISH

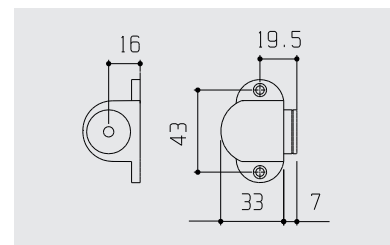
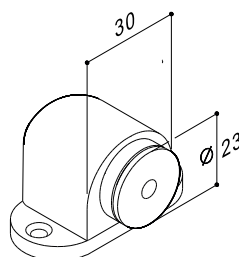
**F60**

INOX SATINATO SATIN S. STEEL



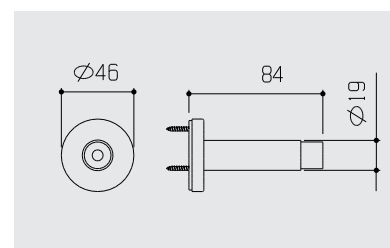

**3694**

FERMAPORTA MAGNETICO  
MAGNETIC DOOR STOPPER




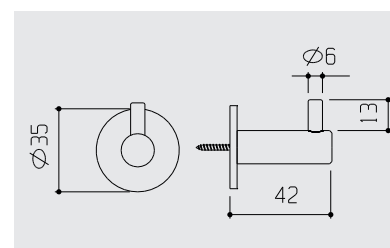
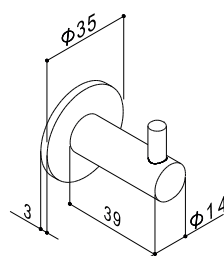
**3699**

FERMAPORTA A PARETE  
WALL DOOR STOPPER



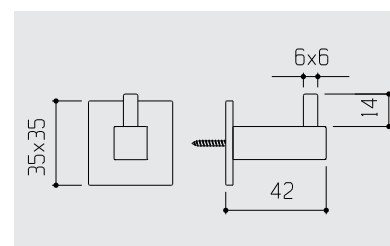
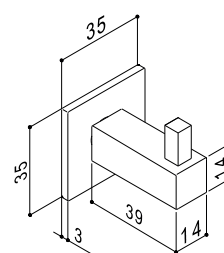
**3701**

GANCIO TONDO  
ROUND HOOK



**3701K**

GANCIO QUADRO  
SQUARE HOOK





MATERIAL MATERIAL

**INOX  
AISI 304**


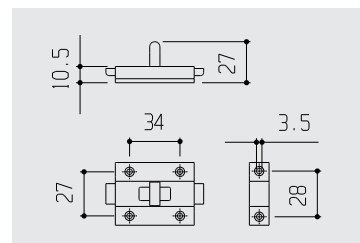
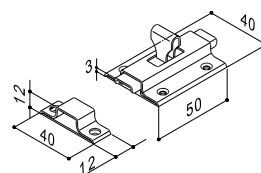
FINITURA FINISH

**F60**


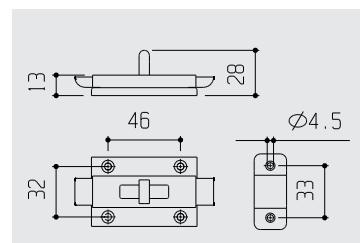
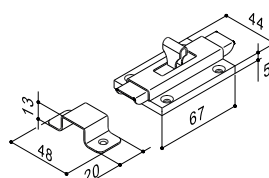
INOX SATINATO SATIN S. STEEL


**3147.62**

 CATENACCIO ORIZZONTALE  
CON INCONTRO

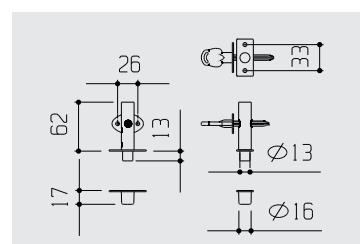
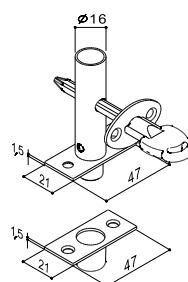
 ORIZONTAL RACK WITH  
BUILT-IN KEEPER

**3147.87**

 CATENACCIO ORIZZONTALE  
CON INCONTRO

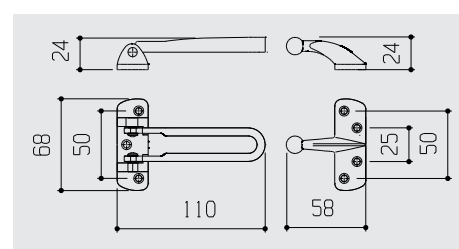
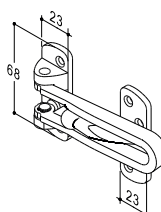
 ORIZONTAL RACK WITH  
BUILT-IN KEEPER

**3123.00**

 CATENACCIO A CREMAGLIERA  
CON INCONTRO

RACK CHAIN BOLT


**3124.00**

 GANCIO DI SICUREZZA  
CON INCONTRO

 SAFETY HOOK WITH  
BUILT-IN KEEPER


MATERIAL MATERIAL

**INOX  
AISI 304**

FINITURA FINISH

**F60**

INOX SATINATO SATIN S. STEEL


**3801**

 PITTOGRAMMA  
"DONNA"

 PICTOGRAM  
"WOMAN"

**3802**

 PITTOGRAMMA  
"UOMO"

 PICTOGRAM  
"MAN"

**3803**

 PITTOGRAMMA  
"DISABILI"

 PICTOGRAM  
"DISABLED"

**3804**

 PITTOGRAMMA  
"WC"

 PICTOGRAM  
"WC"

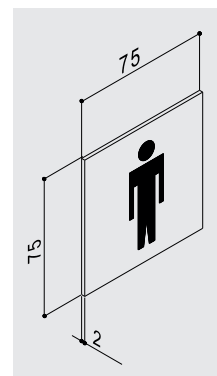
**3805**

 PITTOGRAMMA  
"VIETATO  
FUMARE"

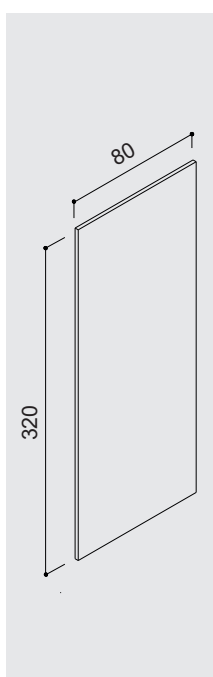
 PICTOGRAM  
"NO SMOKING"

**3806**

 PITTOGRAMMA  
"WIFI"

 PICTOGRAM  
"WIFI"

**3905.00**

 COPPIA PLACCHE  
PUSH PULL

 PAIR OF PUSH AND PULL  
BACK-PLATES

**3905.01**

 COPPIA PLACCHE  
PUSH PULL CON MANIGLIONE

 PAIR OF PUSH AND PULL  
BACK-PLATES WITH PULL HANDLE

MATERIAL MATERIAL

**INOX  
AISI 304**

FINITURA FINISH

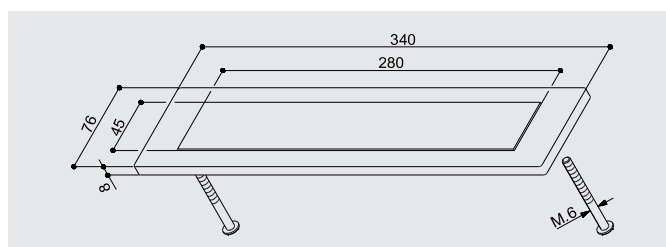
**F60**

INOX SATINATO SATIN S. STEEL



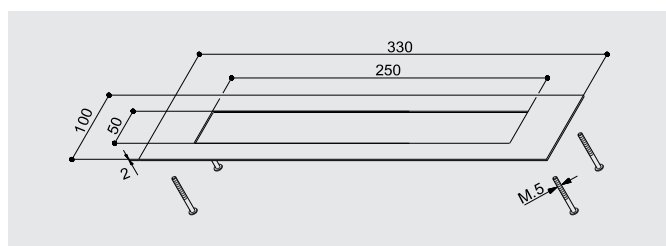
**5004**

BUCALETTERE A BATTENTE  
SWING MAIL BOX



**5006**

BUCALETTERE A MOLLA  
SPRING-LOADED  
MAIL BOX



MATERIAL MATERIAL

**INOX  
AISI 304**

FINITURA FINISH

**F60**

INOX SATINATO SATIN S. STEEL


**211B.WLO312**

ROSETTA QUADRA  
CON NOTTOLINO WC  
E SEGNALETORE

SQUARE ROSE  
WITH PRIVACY  
AND INDICATOR

**211B.W312**

ROSETTA QUADRA  
CON NOTTOLINO WC

SQUARE ROSE  
WITH PRIVACY

**276.W312**

ROSETTA RETTANGOLARE  
CON NOTTOLINO WC

RECTANGULAR ROSE  
WITH PRIVACY

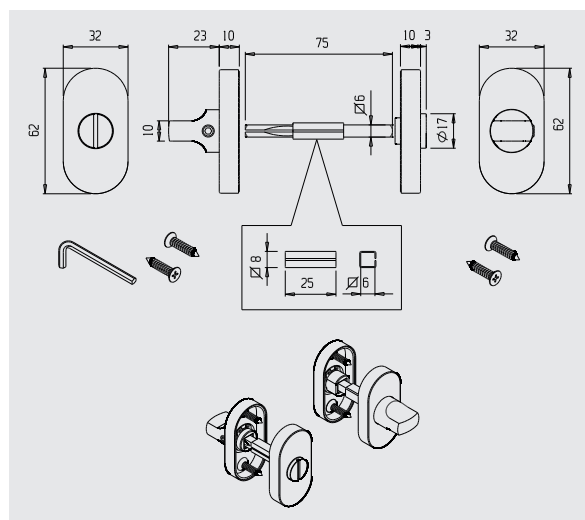
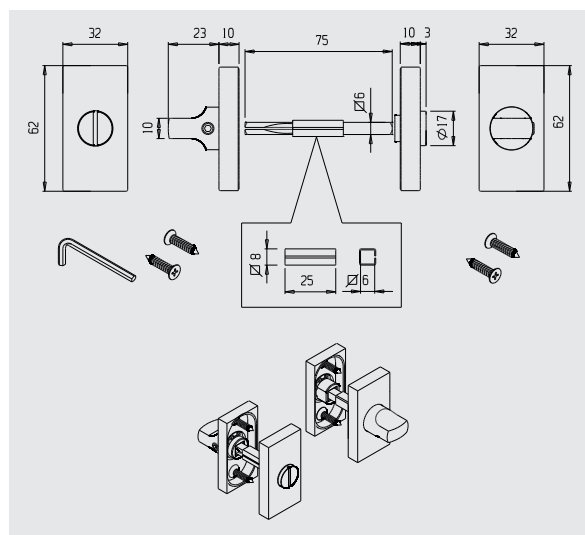
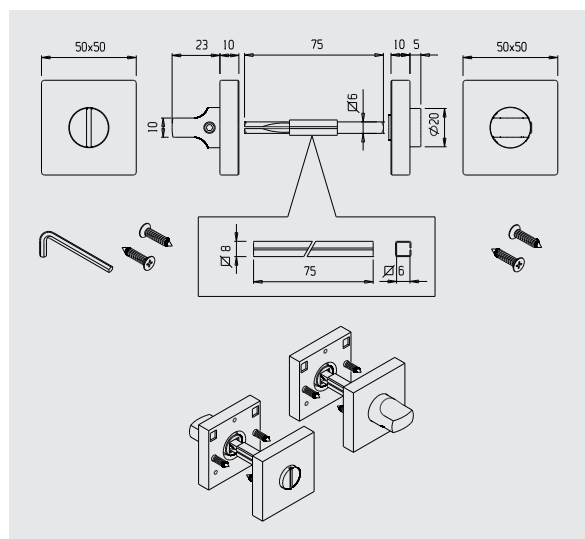
**277.WLO312**

ROSETTA OVALE  
CON NOTTOLINO WC  
E SEGNALETORE

OVAL ROSE  
WITH PRIVACY  
AND INDICATOR

**277.W312**

ROSETTA OVALE  
CON NOTTOLINO WC

OVAL ROSE  
WITH PRIVACY


MATERIAL MATERIAL

**INOX  
AISI 304**

FINITURA FINISH

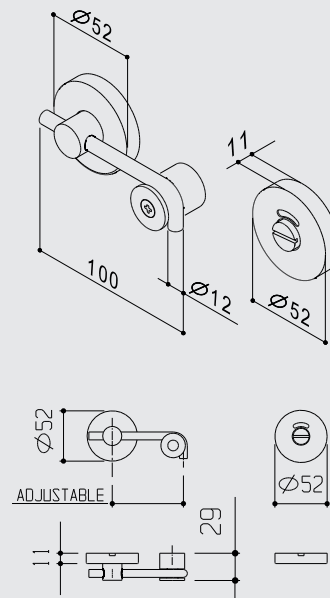
**F60**

INOX SATINATO SATIN S. STEEL

### 236.WLO312RE

ROSETTA TONDA CON  
SEGNALATORE REGOLABILE

ROUND ROSE WITH  
INDICATOR ADJUSTABLE



### 236.WLO312

ROSETTA TONDA  
CON NOTTOLINO WC  
E SEGNALATORE

ROUND ROSE  
WITH PRIVACY  
AND INDICATOR



### 236.W312

ROSETTA TONDA  
CON NOTTOLINO WC

ROUND ROSE  
WITH PRIVACY

FINITURA FINISHING

**F63**

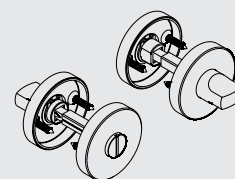
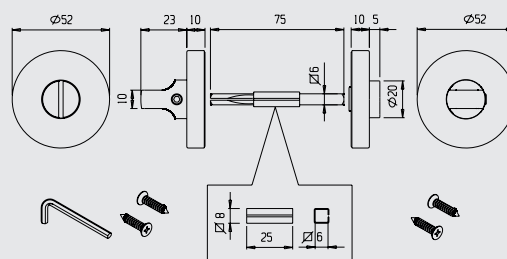
INOX SATINATO/INOX LUCIDO  
SATIN S. STEEL/POLISHED S. STEEL



### 231.W312

ROSETTA TONDA  
CON NOTTOLINO WC

ROUND ROSE  
WITH PRIVACY





MATERIAL MATERIAL

**INOX  
AISI 304**

FINITURA FINISH

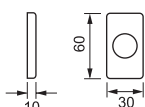
**F60**

INOX SATINATO SATIN S. STEEL

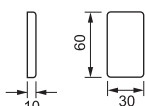
## ROSETTE - BOCCHETTE / ROSES - ESCUTCHEON

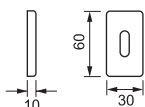
**276**

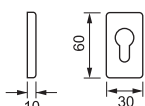
RETTANGOLARE / RECTANGULAR

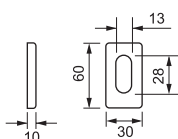

**276.16.60**

 ROSETTA RETTANGOLARE  
 RECTANGULAR ROSE

 SOTTOROSSETTA  
 IN PLASTICA  
 PVC UNDER  
 CONSTRUCTIONS

**276.Cl.60**

 BOCCHETTA RETTANGOLARE CIECA  
 BLIND RECTANGULAR ESCUTCHEON

**276.B.60**

 BOCCHETTA RETTANGOLARE FORO CHIAVE  
 KEY HOLE RECTANGULAR ESCUTCHEON

**276.Z.60**

 BOCCHETTA RETTANGOLARE FORO CILINDRO  
 CYLINDER HOLE RECTANGULAR ESCUTCHEON

**276.K.60**

 BOCCHETTA RETTANGOLARE FORO CILINDRO OVALE  
 OVAL CYLINDER HOLE RECTANGULAR ESCUTCHEON

MATERIAL MATERIAL

**INOX  
AISI 304**

FINITURA FINISH

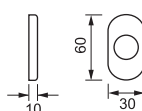
**F60**

INOX SATINATO SATIN S. STEEL

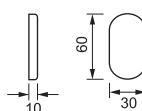
## ROSETTE - BOCCHETTE / ROSES - ESCUTCHEON

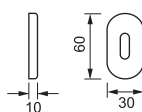
**277**

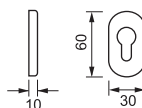
OVALE / OVAL

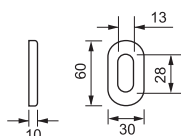

**277.16.60**

 ROSETTA OVALE  
OVAL ROSE

 SOTTOROSSETTA  
IN PLASTICA  
PVC UNDER  
CONSTRUCTIONS

**277.CI.60**

 BOCCHETTA OVALE CIECA  
BLIND OVAL ESCUTCHEON

**277.B.60**

 BOCCHETTA OVALE FORO CHIAVE  
KEY HOLE OVAL ESCUTCHEON

**277.Z.60**

 BOCCHETTA OVALE FORO CILINDRO  
CYLINDER HOLE OVAL ESCUTCHEON

**277.K.60**

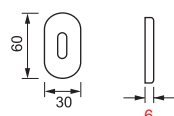
 BOCCHETTA OVALE FORO CILINDRO OVALE  
OVAL CYLINDER HOLE OVAL ESCUTCHEON

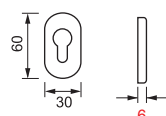
**279**

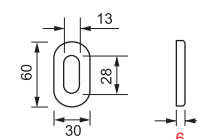
OVALE / OVAL



ALTEZZA BOCCHETTA RIDOTTA - LOW ESCUTCHEON HEIGHT


**279.B.60**

 BOCCHETTA OVALE  
FORO CHIAVE  
KEY HOLE  
OVAL ESCUTCHEON

**279.Z.60**

 BOCCHETTA OVALE  
FORO CILINDRO  
CYLINDER HOLE  
OVAL ESCUTCHEON

**279.K.60**

 BOCCHETTA OVALE  
FORO CILINDRO OVALE  
OVAL CYLINDER HOLE  
OVAL ESCUTCHEON

MATERIAL MATERIAL

**INOX**  
**AISI 304**

FINITURA FINISH

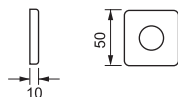
**F60**

INOX SATINATO SATIN S. STEEL

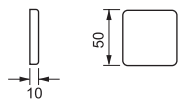
## ROSETTE - BOCCHETTE / ROSES - ESCUTCHEON

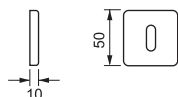
**211B**

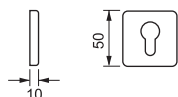
50x50 QUADRA / SQUARE

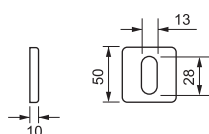

**211B.16.60**

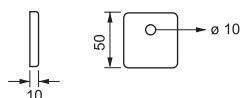
ROSETTA QUADRA  
SQUARE ROSE

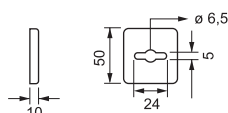
SOTTOROSSETTA  
IN PLASTICA  
PVC UNDER  
CONSTRUCTIONS

**211B.CI.60**

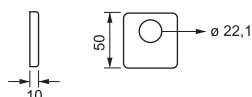
BOCCHETTA QUADRA CIECA  
BLIND SQUARE ESCUTCHEON

**211B.B.60**

BOCCHETTA QUADRA FORO CHIAVE  
KEY HOLE SQUARE ESCUTCHEON

**211B.Z.60**

BOCCHETTA QUADRA FORO CILINDRO  
CYLINDER HOLE SQUARE ESCUTCHEON

**211B.K.60**

BOCCHETTA QUADRA FORO CILINDRO OVALE  
OVAL CYLINDER HOLE SQUARE ESCUTCHEON

**211B.DC.60**

BOCCHETTA QUADRA FORO ASSE  
HOLE SQUARE ESCUTCHEON

**211B.DM.60**

BOCCHETTA QUADRA FORO DOPPIA MAPPA  
DOUBLE BITTED HOLE SQUARE ESCUTCHEON

**211B.KA.60**

BOCCHETTA QUADRA FORO KABA  
KABA HOLE SQUARE ESCUTCHEON

MATERIAL MATERIAL

**INOX**  
**AISI 304**

FINITURA FINISH

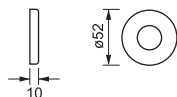
**F60**


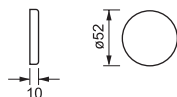
INOX SATINATO SATIN S. STEEL

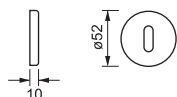
## ROSETTE - BOCCHETTE / ROSES - ESCUTCHEON

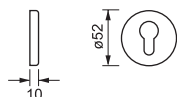
**236**

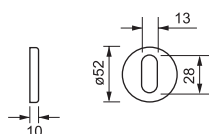
Ø 52 TONDA / ROUND

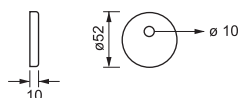

**236.22.60**

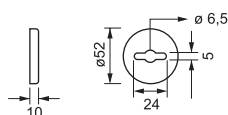
ROSETTA TONDA  
ROUND ROSE

SOTTOROSSETTA  
IN PLASTICA  
PVC UNDER  
CONSTRUCTIONS

**236.CI.60**

BOCCHETTA TONDA CIECA  
BLIND ROUND ESCUTCHEON

**236.B.60**

BOCCHETTA TONDA FORO CHIAVE  
KEY HOLE ROUND ESCUTCHEON

**236.Z.60**

BOCCHETTA TONDA FORO CILINDRO  
CYLINDER HOLE ROUND ESCUTCHEON

**236.K.60**

BOCCHETTA TONDA FORO CILINDRO OVALE  
OVAL CYLINDER HOLE ROUND ESCUTCHEON

**236.DC.60**

BOCCHETTA TONDA FORO ASSE  
HOLE ROUND ESCUTCHEON

**236.DM.60**

BOCCHETTA TONDA FORO DOPPIA MAPPA  
DOUBLE BITTED HOLE ROUND ESCUTCHEON

**236.KA.60**

BOCCHETTA TONDA FORO KABA  
KABA HOLE ROUND ESCUTCHEON

MATERIAL MATERIAL

**INOX**  
**AISI 304**

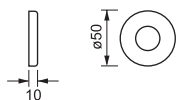
FINITURA FINISHING

**F63**
**INOX SATINATO/INOX LUCIDO**  
**SATIN S. STEEL/POLISHED S. STEEL**

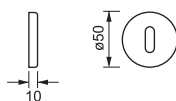
## ROSETTE - BOCCHETTE / ROSES - ESCUTCHEON

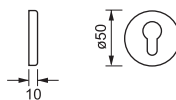
**231**

Ø 50 TONDE / ROUND


**231.16.63**

ROSETTA TONDA  
ROUND ROSE

**SOTTOROSSETTA**  
**IN PLASTICA**  
**PVC UNDER**  
**CONSTRUCTIONS**

**231.B.63**

BOCCHETTA TONDA FORO CHIAVE  
KEY HOLE ROUND ESCUTCHEON

**231.Z.63**

BOCCHETTA TONDA FORO CILINDRO  
CYLINDER HOLE ROUND ESCUTCHEON

**241**

Ø 25 - MINI TONDA / ROUND


**MINI**
**241.16.60**

ROSETTA TONDA  
ROUND ROSE

**MINI**
**241.B.60**

BOCCHETTA TONDA FORO CHIAVE  
KEY HOLE ROUND ESCUTCHEON

**MINI**
**241.Z.60**

BOCCHETTA OVALE FORO CILINDRO  
CYLINDER HOLE OVAL ESCUTCHEON

**243**

25x25 - MINI QUADRA / SQUARE


**MINI**
**243.16.60**

ROSETTA QUADRA  
SQUARE ROSE

**MINI**
**243.B.60**

BOCCHETTA QUADRA FORO CHIAVE  
KEY HOLE SQUARE ESCUTCHEON

**MINI**
**243.Z.60**

BOCCHETTA RETTANGOLARE FORO CILINDRO  
CYLINDER HOLE RECTANGULAR ESCUTCHEON



MATERIAL MATERIAL

**INOX**  
**AISI 304**

FINITURA FINISH


**F60**
**INOX SATINATO SATIN S. STEEL**

## ROSETTE - BOCCHETTE / ROSES - ESCUTCHEON

**203**

Ø 55 - **H5** TONDA / ROUND

**H5**
**203.16CM.60**

ROSETTA TONDA  
ROUND ROSE

SOTTOROSSETTA  
IN METALLO  
METAL UNDER  
CONSTRUCTIONS

**H5**
**203.B.60**

BOCCHETTA TONDA FORO CHIAVE  
KEY HOLE ROUND ESCUTCHEON

**H5**
**203.Z.60**


BOCCHETTA TONDA FORO CILINDRO  
CYLINDER HOLE ROUND ESCUTCHEON

## ROSETTE - BOCCHETTE / ROSES - ESCUTCHEON

**206**

50x50 - **H5** QUADRA / SQUARE

**H5**
**206.16CM.60**

ROSETTA QUADRA  
SQUARE ROSE

SOTTOROSSETTA  
IN METALLO  
METAL UNDER  
CONSTRUCTIONS

**H5**
**206.B.60**

BOCCHETTA QUADRA FORO CHIAVE  
KEY HOLE SQUARE ESCUTCHEON

**H5**
**206.Z.60**

BOCCHETTA QUADRA FORO CILINDRO  
CYLINDER HOLE SQUARE ESCUTCHEON

MATERIAL MATERIAL

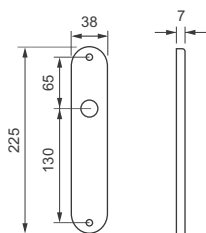
**INOX  
AISI 304**

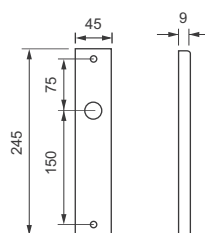
FINITURA FINISH

**F60**

INOX SATINATO SATIN S. STEEL

## PLACCHE / PLATES


**202L 16 60**

 PLACCA  
PLATE

**212 16 60**

 PLACCA  
PLATE

 DISPONIBILI NEI VARI FORI  
E DISTANZE C/C DA SPECIFICARE

 AVAILABLE WITH DIFFERENT HOLES  
AND DISTANCES C/C TO SPECIFY

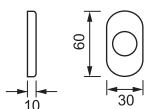
 FORO CHIAVE  
KEY HOLE

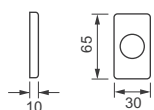
 FORO WC  
WC HOLE

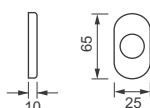
 FORO CILINDRO  
EUROPEO  
EURO-PROFILE  
CYLINDER HOLE

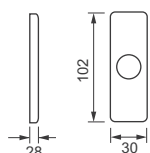
 FORO CHIAVE  
TEDESCO  
GERMAN  
KEY HOLE

## ACCESSORI PER MANIGLIE DK / WINDOW HANDLES ACCESSORIES


**277 DK**

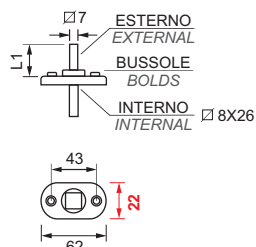
 ROSETTA DK OVALE  
OVAL DK COVER

**276 DKR**

 ROSETTA DK RETTANGOLARE  
RECTANGULAR DK COVER

**278 DK**

 ROSETTA DK OVALE STRETTA  
DK COVER FOR NARROW PROFILES

**060 DK**

 ROSETTA PER MOVIMENTO DK CON CHIAVE  
COVER FOR DK MECHANISM WITH KEY

## MECCANISMI PER DREH KIPP - DREH KIPP MECHANISMS



DK STRETTO  
DK NARROW

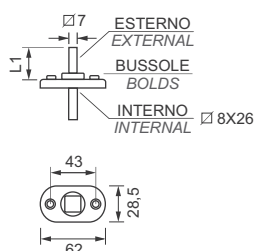
**078BU4.40**

MISURA - SIZE  
L1



40

MECCANISMO PER DK STRETTO 4 SCATTI  
IN METALLO CON BUSSOLE  
METAL DK NARROW MECHANISM  
WITH BOLDS - 4 POSITIONS



**070BU4.32**

**070BU4.35**

**070BU4.42**

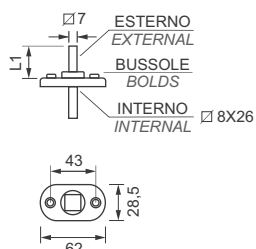
32

35

42



MECCANISMO PER DK 4 SCATTI  
IN METALLO CON BUSSOLE  
METAL DK NARROW MECHANISM  
WITH BOLDS - 4 POSITIONS



**070BU8.62**

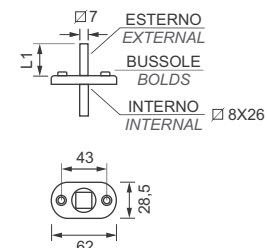
**070BU8.70**

62

70



MECCANISMO PER DK 8 SCATTI  
IN METALLO CON BUSSOLE  
METAL DK NARROW MECHANISM  
WITH BOLDS - 8 POSITIONS

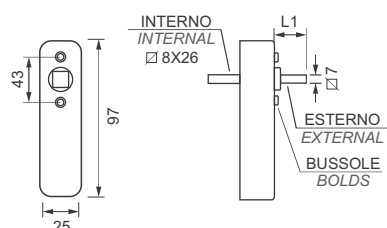


**080BU4.35**

35



MECCANISMO PER DK 4 SCATTI  
IN RESINA CON BUSSOLE  
RESIN DK MECHANISM  
WITH BOLDS - 4 POSITIONS



**060BU4.35**

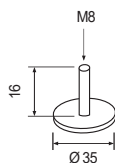
**060BU4.42**

35

42

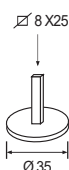


MECCANISMO PER DK CON CHIAVE  
4 SCATTI IN METALLO CON BUSSOLE  
METAL DK MECHANISM  
WITH KEY - 4 POSITIONS



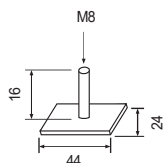

**0031.35**

PIASTRINA Ø 35 CON PERNO FILETTATO M8X16  
Ø 35 PLATE WITH M8X16 THREADED PIN



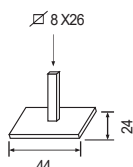
**0032.35**

PIASTRINA Ø 35 CON Ø8X25  
Ø 35 PLATE WITH 8X25 SPINDLE



**0033.44**

PIASTRINA 44X24 CON PERNO FILETTATO M8X16  
44X24 PLATE WITH M8X16 THREADED PIN



**0033.44**


PIASTRINA 44X24 CON Ø8X26  
44X24 PLATE WITH 8X26 SPINDLE



**FT022**

FRESA PER FORO Ø 22 MM  
CUTTER FOR Ø 22 MM HOLE

FERRO  $\nabla$  CON FRESATURE  
 SQUARE SPINDLE WITH



**0003**

0003.07.85  $\nabla$  7x85  
 0003.07.90  $\nabla$  7x90  
 0003.07.95  $\nabla$  7x95  
 0003.07.110  $\nabla$  7x110

**0004**

0004.08.80 $\nabla$ 8x80	0004.08.110 $\nabla$ 8x110
0004.08.85 $\nabla$ 8x85	0004.08.120 $\nabla$ 8x120
0004.08.90 $\nabla$ 8x90	0004.08.130 $\nabla$ 8x130
0004.08.95 $\nabla$ 8x95	0004.08.140 $\nabla$ 8x140
0004.08.100 $\nabla$ 8x100	0004.08.160 $\nabla$ 8x160
0004.08.105 $\nabla$ 8x105	

FERRO  $\nabla$  AD ESPANSIONE  
 EXPANDING SQUARE SPINDLE



**0007**

0007.08.55  $\nabla$  8x55  
 0007.08.70  $\nabla$  8x70  
 0007.08.80  $\nabla$  8x80

FERRO FORI DECENTRATI  
 OFFSET HOLES SPINDLE



**0004.FD**

0004.08.90.FD  $\nabla$  8x90F.DEC  
 0004.08.100.FD  $\nabla$  8x100F.DEC  
 0004.08.140.FD  $\nabla$  8x140F.DEC

FERRO FORI CENTRATI  
 CENTERED HOLES SPINDLE



**0004.FC**

0004.08.90.F2L  $\nabla$  8x90F.CEN  
 0004.08.105.F2L  $\nabla$  8x105F.CEN  
 0004.08.130.F2L  $\nabla$  8x130F.CEN  
 0004.08.140.F2L  $\nabla$  8x140F.CEN

RIDUZIONE IN FERRO  
 METAL ADAPTER




**0041**

0041.67.30 da 6 a 7 mm - lungh. 30 mm  
 0041.68.20 da 6 a 8 mm - lungh. 20 mm  
 0041.885.30 da 8 a 8,5 mm - lungh. 30 mm  
 0041.89.30 da 8 a 9 mm - lungh. 30 mm  
 0041.810.30 da 8 a 10 mm - lungh. 30 mm



FERRO  $\varnothing$  8 PER POMOLO FISSO CON FILETTO E MANIGLIA GIREVOLE  
 $\varnothing$  NIPPLE SPINDLE (SUITABLE FOR FIX KNOB AND TURNABLE HANDLE)



### 011 - FILETTO M10

0011.08.70	$\varnothing$ 8x70
0011.08.80	$\varnothing$ 8x80
0011.08.90	$\varnothing$ 8x90
0011.08.100	$\varnothing$ 8x100
0011.08.120	$\varnothing$ 8x120
0011.08.140	$\varnothing$ 8x140

### 012 - FILETTO M12

0012.08.70	$\varnothing$ 8x70
0012.08.80	$\varnothing$ 8x80
0012.08.90	$\varnothing$ 8x90
0012.08.100	$\varnothing$ 8x100
0012.08.120	$\varnothing$ 8x120
0012.08.140	$\varnothing$ 8x140

FERRO  $\varnothing$  8 PER POMOLO FISSO CON  $\varnothing$  E CON FILETTO M8 + MANIGLIA GIREVOLE  
 $\varnothing$  SPINDLE WITH  $\varnothing$  AND M8 THREAD + TURNABLE HANDLE



### 0013 - $\varnothing$ 8

0013.Q8.70
0013.Q8.80
0013.Q8.90
0013.Q8.100
0013.Q8.110
0013.Q8.130



### 0013 - FILETTO M8

0013.M8.70	$\varnothing$ 70
0013.M8.80	$\varnothing$ 80
0013.M8.90	$\varnothing$ 90
0013.M8.100	$\varnothing$ 100
0013.M8.110	$\varnothing$ 110
0013.M8.130	$\varnothing$ 130

FERRO  $\varnothing$  8 PER POMOLO FISSO CON FILETTO E MANIGLIA GIREVOLE  
 $\varnothing$  SPINDLE WITH  $\varnothing$  AND M8 THREAD + TURNABLE HANDLE



### 0014 - $\varnothing$ 8

0014.Q8.90
0014.Q8.100
0014.Q8.110
0014.Q8.130



### 0014 - FILETTO M8

0014.M8.90	$\varnothing$ 90
0014.M8.100	$\varnothing$ 100
0014.M8.110	$\varnothing$ 110
0014.M8.130	$\varnothing$ 130



# GLASS PROJECT

SEZIONE  
VETRO

GLASS  
PROJECT



MATERIALE  
MATERIAL

**ALUMINUM**

FINITURA  
FINISH

**F128**

ALLUMINIO ARGENTO  
SILVER ALUMINUM

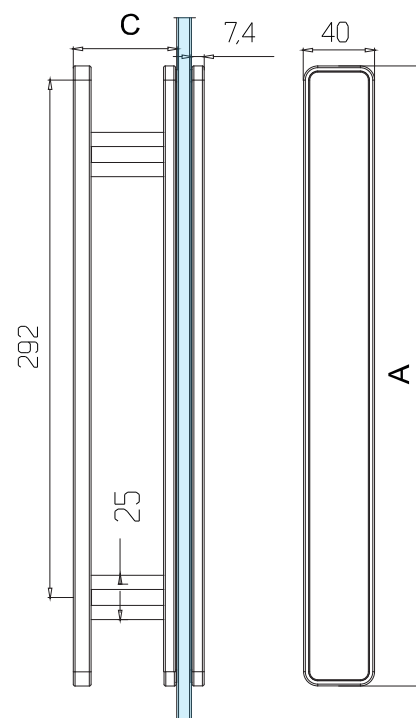
FINITURA  
FINISH

**FNO**

ALLUMINIO NERO  
BLACK ALUMINUM

**APPLICAZIONE RAPIDA CON BIADESIVO**  
**SELF ADHESIVE FAST APPLICATION**
**MANIGLIONE UNILATERALE CON CONTROPIASTRA**  
**ONE SIDED PULL-HANDLE WITH COUNTER PLATE**

CODICE	CODE		A	B	C
ALU SILVER					
804 350 128		40x7,4	350	-	58,4
ALU BLACK					
804 350 NO		40x7,4	350	-	58,4



MATERIALE  
MATERIAL

**ALUMINUM**

FINITURA  
FINISH

**F128**

ALLUMINIO ARGENTO  
SILVER ALUMINUM

FINITURA  
FINISH

**FNO**

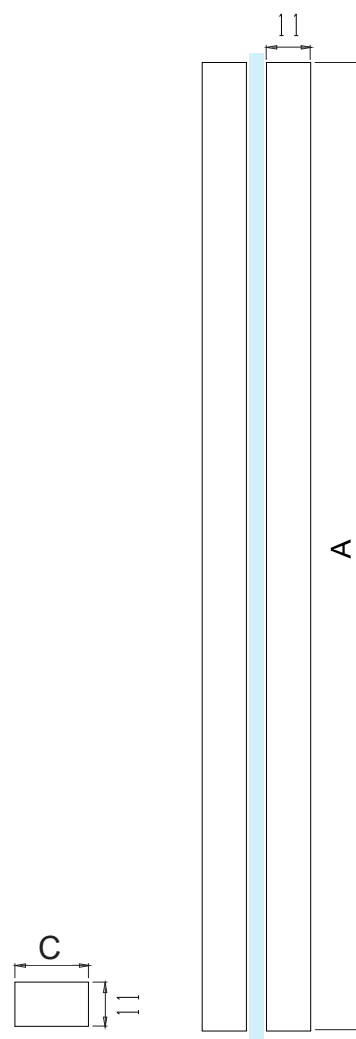
ALLUMINIO NERO  
BLACK ALUMINUM

**APPLICAZIONE RAPIDA CON BIADESIVO**  
**SELF ADHESIVE FAST APPLICATION**

COPPIA MANIGLIONI

PAIR PULL-HANDLE

CODICE CODE		A	B	C
ALU SILVER				
805 300 128	11x18	300	-	18
805 700 128	11x18	700	-	18
ALU BLACK				
805 300 NO	11x18	300	-	18
805 700 NO	11x18	700	-	18





MATERIALE  
MATERIAL

**ALUMINUM**

FINITURA  
FINISH

**F128**

ALLUMINIO ARGENTO  
SILVER ALUMINUM

FINITURA  
FINISH

**FNO**

ALLUMINIO NERO  
BLACK ALUMINUM



APPLICAZIONE RAPIDA CON BIADESIVO  
SELF ADHESIVE FAST APPLICATION

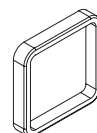


ALU SILVER **3931 128**

ALU BLACK **3931 NO**

COPPIA NICCHIE QUADRE  
CON BIADESIVO

PAIR OF SQUARE FLUSH HANDLES  
WITH SELF-ADHESIVE TAPE



58x58 mm  
h. 9 mm

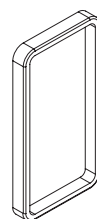


ALU SILVER **3932 128**

ALU BLACK **3932 NO**

COPPIA NICCHIE RETTANGOLARI  
CON BIADESIVO

PAIR OF RECTANGULAR FLUSH HANDLES  
WITH SELF-ADHESIVE TAPE



58x115 mm  
h. 9 mm



ALU SILVER **3933 128**

ALU BLACK **3933 NO**

COPPIA NICCHIE TONDE  
CON BIADESIVO

PAIR OF ROUND FLUSH HANDLES  
WITH SELF-ADHESIVE TAPE



ø 60 mm  
h. 10 mm

MATERIAL MATERIAL

**INOX  
AISI 304**

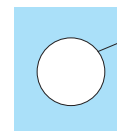
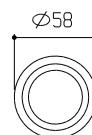
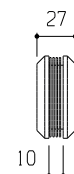
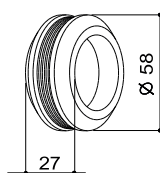
FINITURA FINISH

**F60**

INOX SATINATO SATIN S. STEEL

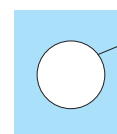
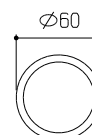
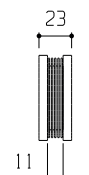
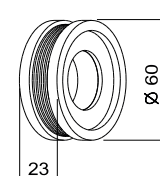

**3901.60**

MANIGLIA INCASSO  
PER PORTE IN VETRO

*FLUSH NICHES  
FOR GLASS DOORS*

FORO Ø 50  
HOLE Ø 50

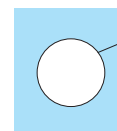
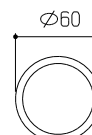

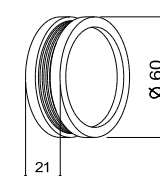

**3902.60**

MANIGLIA INCASSO  
PER PORTE IN VETRO

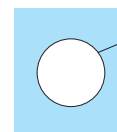
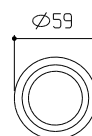
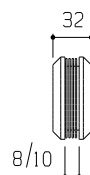
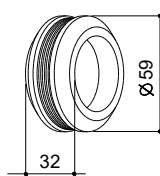

*FLUSH NICHES  
FOR GLASS DOORS*

FORO Ø 48  
HOLE Ø 48

**3903.60**

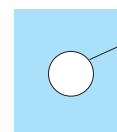
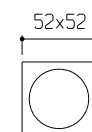
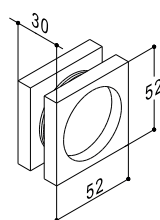
MANIGLIA INCASSO  
PER PORTE IN VETRO

*FLUSH NICHES  
FOR GLASS DOORS*

FORO Ø 48  
HOLE Ø 48

**3904.60**

MANIGLIA INCASSO  
PER PORTE IN VETRO

*FLUSH NICHES  
FOR GLASS DOORS*

FORO Ø 40  
HOLE Ø 40

**3921.60**

MANIGLIA INCASSO  
PER PORTE IN VETRO

*FLUSH NICHES  
FOR GLASS DOORS*

FORO Ø 18  
HOLE Ø 18

MATERIALE  
MATERIAL **INOX AISI 304**

FINITURA  
FINISH **F60**

INOX SATINATO  
SATIN S. STEEL

FINITURA  
FINISH **FNO**

INOX NERO  
BLACK S. STEEL



INOX SAT **S991 60**

INOX BLACK **S991 NO**

SERRATURA  
AD APPLICARE CIECA  
RIM DOOR LOCK



INOX SAT **S991Z 60**

INOX BLACK **S991Z NO**

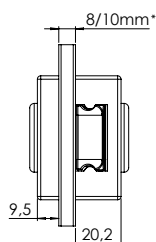
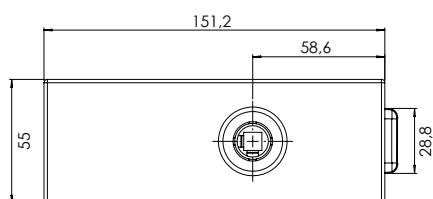
SERRATURA  
AD APPLICARE FORO CILINDRO  
CYLINDER HOLE  
RIM DOOR LOCK



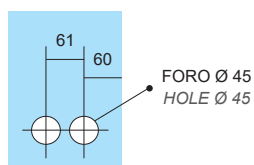
INOX SAT **S991W 60**

INOX BLACK **S991W NO**

SERRATURA  
AD APPLICARE LIBERO/OCCUPATO  
RIM DOOR LOCK  
WITH INDICATOR



FORATURA VETRO  
GLASS DRILLING



ADATTABILE A TUTTE LE IMPUGNATURE DEL CATALOGO  
SUITABLE FOR ANY LEVER HANDLE IN THE CATALOGUE



MATERIALE  
MATERIAL

**INOX  
AISI 304**

FINITURA  
FINISH


**F127**

INOX SATINATO  
SATIN S. STEEL

FINITURA  
FINISH

**FNO**

INOX NERO  
BLACK S. STEEL

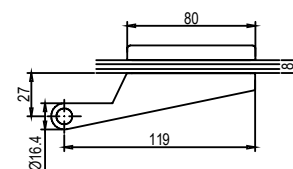


INOX SAT **CO991 127**

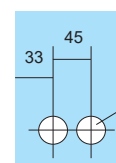

INOX BLACK **CO991 NO**

COPPIA CERNIERE  
ORIZZONTALI

PAIR OF HORIZONTAL  
HINGES



FORATURA VETRO  
GLASS DRILLING



FORO 2x Ø 20  
HOLE 2x Ø 20

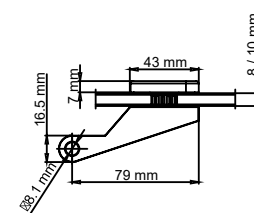


INOX SAT **CV991 127**

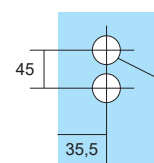
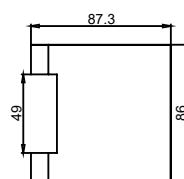
INOX BLACK **CV991 NO**

COPPIA CERNIERE  
VERTICALI

PAIR OF VERTICAL  
HINGES



FORATURA VETRO  
GLASS DRILLING




FORO 2x Ø 20  
HOLE 2x Ø 20

**MANIGLIONI SUGGERITI PER PORTE A VETRO**  
**GLASS DOORS SUGGESTED PULL HANDLES**


CODICE CODE	□	A	B	C
<b>AISI 304</b>				
831.25.400.210.60.CP	25x25	400	210	70
831.25.500.300.60.CP	25x25	500	300	70

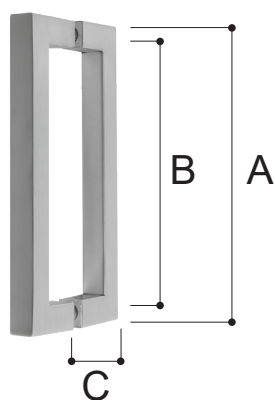
FORATURA VETRO Ø 13  
 Ø 13 GLASS DRILLING



CODICE CODE	□	A	B	C
<b>AISI 304</b>				
841S.400.210.60.CP	40x10	400	210	55
841S.500.300.60.CP	40x10	500	300	55

FORATURA VETRO Ø 13  
 Ø 13 GLASS DRILLING





CODICE CODE  
**AISI 304**

802K.16.176.160.60.CP

802K.16.176.160.61.CP



A

B

C

16x16

176

160

36

16x16

176

160

36

FORATURA VETRO Ø 8  
 Ø 8 GLASS DRILLING



CODICE CODE  
**AISI 304**

800.20.300.200.60.CP

800.20.500.300.60.CP

Ø

A

B

C

20

300

200

70

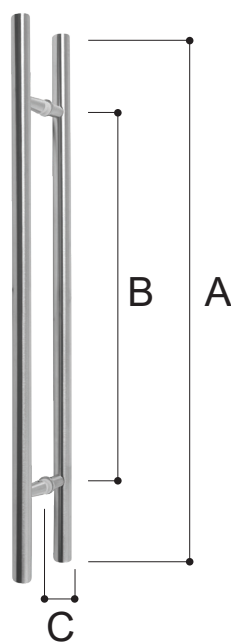
20

500

300

70

FORATURA VETRO Ø 13  
 Ø 13 GLASS DRILLING



CODICE CODE  
**AISI 304**

805.16.460.320.60.CP

Ø

A

B

C


16

460

320

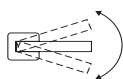
20

FORATURA VETRO Ø 8  
 Ø 8 GLASS DRILLING

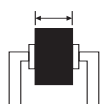




SERVIZIO RAPIDO  
QUICK DELIVERY



MANIGLIA AMBIDESTRA  
TWO DIRECTIONS SPRING HANDLES



SPESSORE PORTE DA SPECIFICARE  
DOOR THICKNESS TO BE SPECIFIED



4 SCATTI  
4 POSITIONS



8 SCATTI  
8 POSITIONS



NAVALE



TAGLIAFUOCO  
FIRE RATED SETS



MANIGLIE DI SICUREZZA  
SECURITY SETS

**H5**

MANIGLIE ROSETTA H5  
H5 FLAT ROSE

**MINI**

MANIGLIE ROSETTA MINI  
MINI ROSES



IMPUGNATURA RIBASSATA  
REDUCED SIZE




LUNGHEZZA IMPUGNATURA 200 MM  
HANDLE LENGTH 200 MM



DISASSATA  
OFFSET



CLASSE 3  
CLASS 3



**SU MISURA - CUSTOMIZATION**

LUNGHEZZA E INTERASSE CON 2 O PIÙ SUPPORTI FINO A 3500 mm  
LENGTH AND WHEELBASE WITH 2 OR MORE SUPPORTS TILL 3500 mm



**F60**  
INOX SATINATO AISI 304  
SATIN S. STEEL AISI 304



**F62**  
INOX SATINATO AISI 316  
SATIN S. STEEL AISI 316

MATERIALE MATERIAL	INOX AISI 304	INOX AISI 316
FINITURA FINISH	<b>F60</b>	<b>F62</b>

INOX SATINATO SATIN S. STEEL



**F61**  
INOX LUCIDO AISI 304  
POLISHED S. STEEL AISI 304



**F67**  
INOX LUCIDO AISI 316  
POLISHED S. STEEL AISI 316

MATERIALE MATERIAL	INOX AISI 304	INOX AISI 316
FINITURA FINISH	<b>F61</b>	<b>F67</b>

INOX LUCIDO POLISHED S. STEEL



**F63**  
INOX SATINATO - INOX LUCIDO  
SATIN S. STEEL - POLISHED S. STEEL



**F NO**  
NERO OPACO RAL 9005  
MATT BLACK RAL 9005



**F BO**  
BIANCO OPACO RAL 9016  
OPAQUE WHITE RAL 9016



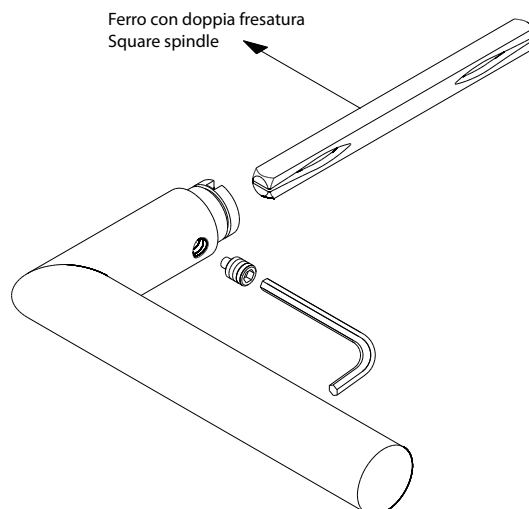
**F41**  
BIANCO OPACO RAL 9010  
OPAQUE WHITE RAL 9010



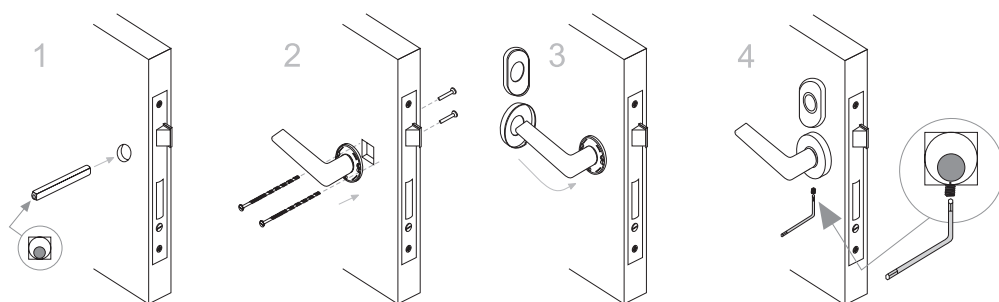
**F BL**  
BIANCO LUCIDO RAL 9010  
GLOSSY WHITE RAL 9010



**F17**  
BIANCO LUCIDO RAL 9016  
GLOSSY WHITE RAL 9016



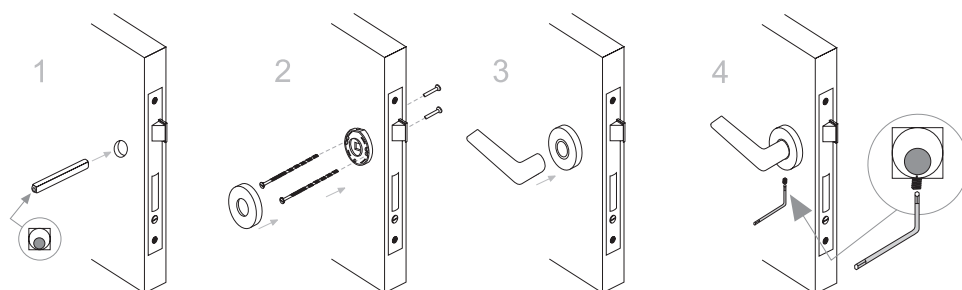
### ART. 236CM - 277CM



- 1) Inserire il ferro quadro nella serratura, rivolgendo la fresatura o il foro verso la posizione del foro grano presente sulla maniglia.
- 2) Posizionare la maniglia montata sulla sotto-rosetta in metallo e fissare con le viti in dotazione.
- 3) Posizionare la copertina a pressione sulla sotto-rosetta.
- 4) Avvitare il grano della maniglia nell'apposito foro finché non si blocca.

- 1) Insert the square spindle into the lock. The square spindle's milling or the hole has to be pointed to the handle's grub screw hole.
- 2) The handle, mounted on the metal under-rose, must be positioned on the door, and fastened with the screws.
- 3) Clip the cover rose on the under-rose.
- 4) Fasten the grub screw in the handle's designated hole, until it stops.

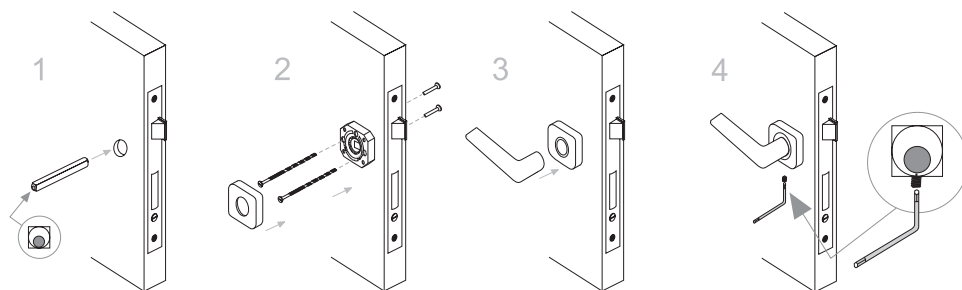
### ART. 231- 236



- 1) Inserire il ferro quadro nella serratura, rivolgendo la fresatura o il foro verso la posizione del foro grano presente sulla maniglia.
- 2) Posizionare la sotto-rosetta (provvista di molla incorporata) in asse con il ferro quadro, fissare con le viti in dotazione. Dopodiché, posizionare la copertina a pressione sulla sotto-rosetta.
- 3) Posizionare la maniglia.
- 4) Avvitare il grano della maniglia nell'apposito foro finché non si blocca.

- 1) Insert the square spindle into the lock. The square spindle's milling or the hole has to be pointed to the handle's grub screw hole.
- 2) Position the built-in spring under-rose aligned with the square spindle, then fasten with the screws. Clip the cover rose on the under-rose.
- 3) Position the handle.
- 4) Fasten the grub screw in the handle's designated hole, until it stops.

## ART. 211B

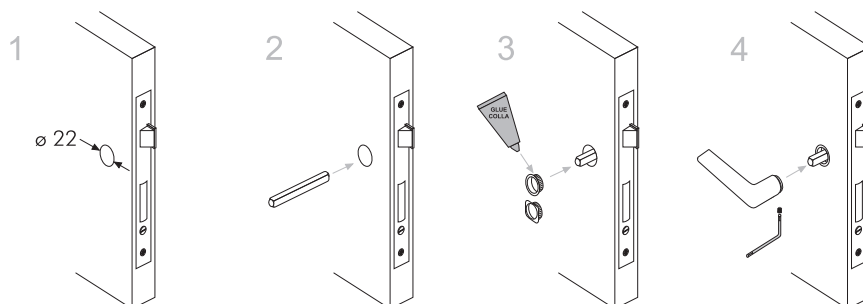


- 1) Inserire il ferro quadro nella serratura, rivolgendo la fresata o il foro verso la posizione del foro grano presente sulla maniglia.
- 2) Posizionare la sotto-rosetta (provvista di molla incorporata) in asse con il ferro quadro, fissare con le viti in dotazione. Dopodiché, posizionare la copertina a pressione sulla sotto-rosetta.
- 3) Posizionare la maniglia.
- 4) Avvitare il grano della maniglia nell'apposito foro finché non si blocca.

- 1) Insert the square spindle into the lock. The square spindle's milling or the hole has to be pointed to the handle's grub screw hole.
- 2) Position the built-in spring under-rose aligned with the square spindle, then fasten with the screws. Clip the cover rose on the under-rose.
- 3) Position the handle.
- 4) Fasten the grub screw in the handle's designated hole, until it stops.

## ART. 243 - 241

### MINI

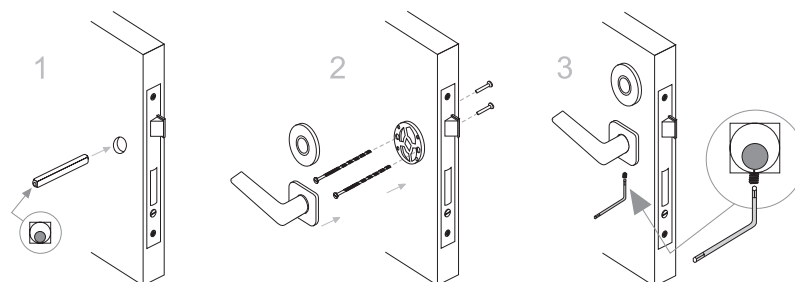


- 1) Eseguire un foro di 22mm di diametro nella porta.
- 2) Inserire il ferro quadro nella serratura, rivolgendo la fresata o il foro verso la posizione del foro grano presente sulla maniglia.
- 3) Apporre una piccola quantità di colla sul diametro esterno della rosetta (sulla parte che andrà inserita nella porta) ed inserirla nel foro sulla porta.
- 4) Posizionare la maniglia, e fissarla sul ferro quadro avvitando l'apposito grano finché questo non si blocca.

- 1) Drill a 22mm diameter hole into the door.
- 2) Insert the square spindle into the lock. The square spindle's milling or the hole has to be pointed to the handle's grub screw hole.
- 3) Put a small quantity of glue on the rose's outer diameter (on the part that will be inserted in the door). Insert the rose in the door.
- 4) Position the handle, then fasten the grub screw in the handle's designated hole, until it stops.

## ART. 206 - 203

### H5



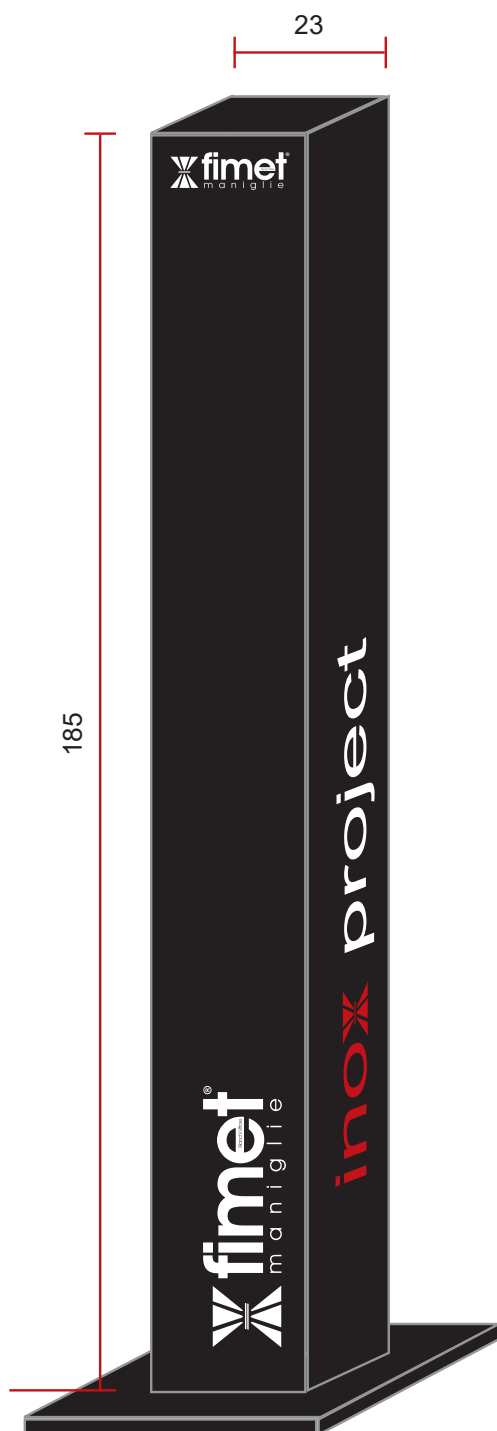
- 1) Inserire il ferro quadro nella serratura, rivolgendo la fresata o il foro verso la posizione del foro grano presente sulla maniglia.
- 2) Posizionare la sotto-rosetta in metallo e fissarla con le viti in dotazione.
- 3) Posizionare la maniglia montata sulla copertina sulla sotto-rosetta e avvitare il grano nell'apposito foro della maniglia finché non si blocca.

- 1) Insert the square spindle into the lock. The square spindle's milling or the hole has to be pointed to the handle's grub screw hole.
- 2) Position the metal under-rose aligned with the square spindle, then fasten with the screws.
- 3) Position the handle mounted on the rose cover on the metal under-rose and fasten the grub screw in the handle's designated hole, until it stops.



Tutti i prodotti FIMET sono prodotti in conformità alle norme ambientali e con materiali di alta qualità, come da migliore tradizione italiana. La superficie dei prodotti può essere alterata da clima umido con alta percentuale di salinità, piogge acide, solventi, escursioni termiche e l'esposizione ai raggi ultravioletti. I nostri prodotti sono quindi sottoposti a test in nebbia salina in modo da ottenere un dato di riferimento per le nostre garanzie. Il test viene condotto in condizioni ottimali, dove le maniglie sono esposte solo alla nebbia salina. Pertanto, al fine di garantire il risultato ottenuto si consiglia di non utilizzare detergenti corrosivi e detergenti abrasivi o altri prodotti per la pulizia contenenti acido muriatico per la pulizia delle maniglie, ma solo un semplice panno morbido con acqua. Si consiglia inoltre di evitare di installare le maniglie quando l'ambiente è stato appena dipinto, perché l'esalazione della vernice può indebolire la superficie. Anelli, chiavi e oggetti appuntiti, in generale, possono danneggiare la superficie. Inoltre i nostri prodotti sono garantiti per 10 anni contro i difetti meccanici se installati correttamente. FIMET garantisce i propri prodotti esclusivamente quando vengono utilizzati in conformità con le cure necessarie. Danni superficiali causati da uso improprio o ad un'errata installazione non sono coperti da questa garanzia, né sono coperti il normale scolorimento dovuto all'usura o corrosione. Fimet non può in nessun caso essere ritenuta responsabile per danni derivanti da qualsiasi altra causa.

All Fimet products are produced in compliance with environmental rules and with high quality materials, as per best Italian tradition. The surface of the products can be altered by humid climate with high percentage of saltiness, sour rains, solvents, thermal excursions and exposure to ultraviolet rays. Our products are therefore submitted to salt spray test in order to obtain a reference data for our guarantees. The test is carried on optimal conditions, where the handles are exposed only to salt spray. Therefore, in order to guarantee the result obtained, we recommend not to use corrosive detergent and abrasive cleaners or other cleaning products containing muriatic acid when cleaning the handles, but only a plain smooth cloth with water. We recommend also to avoid installing the handles when the room has just been painted, as the exhalation of the varnish can weaken the surface. Rings, keys, and sharp object in general can damage the surface. Moreover our products are guaranteed for 10 years against mechanical defects when installed correctly. Fimet guarantees its products solely when used in compliance with the necessary care. Surface damages caused by misuse or wrong installation are not covered by this warranty, nor are covered normal wear discoloration on finished or corrosion. Fimet can't in any case be held responsible for damages resulting from any other cause.



COLONNA GIREVOLE 4 LATI  
COMPLETO DI 10 MANIGLIONI

ROTATING DISPLAY PROVIDED  
WITH 10 PULL HANDLES



PANNELLO A PARETE 100x50 cm  
COMPLETO DI 4 MANIGLIONI

100x50 cm WALL DISPLAY  
PROVIDED WITH 4 PULL HANDLES

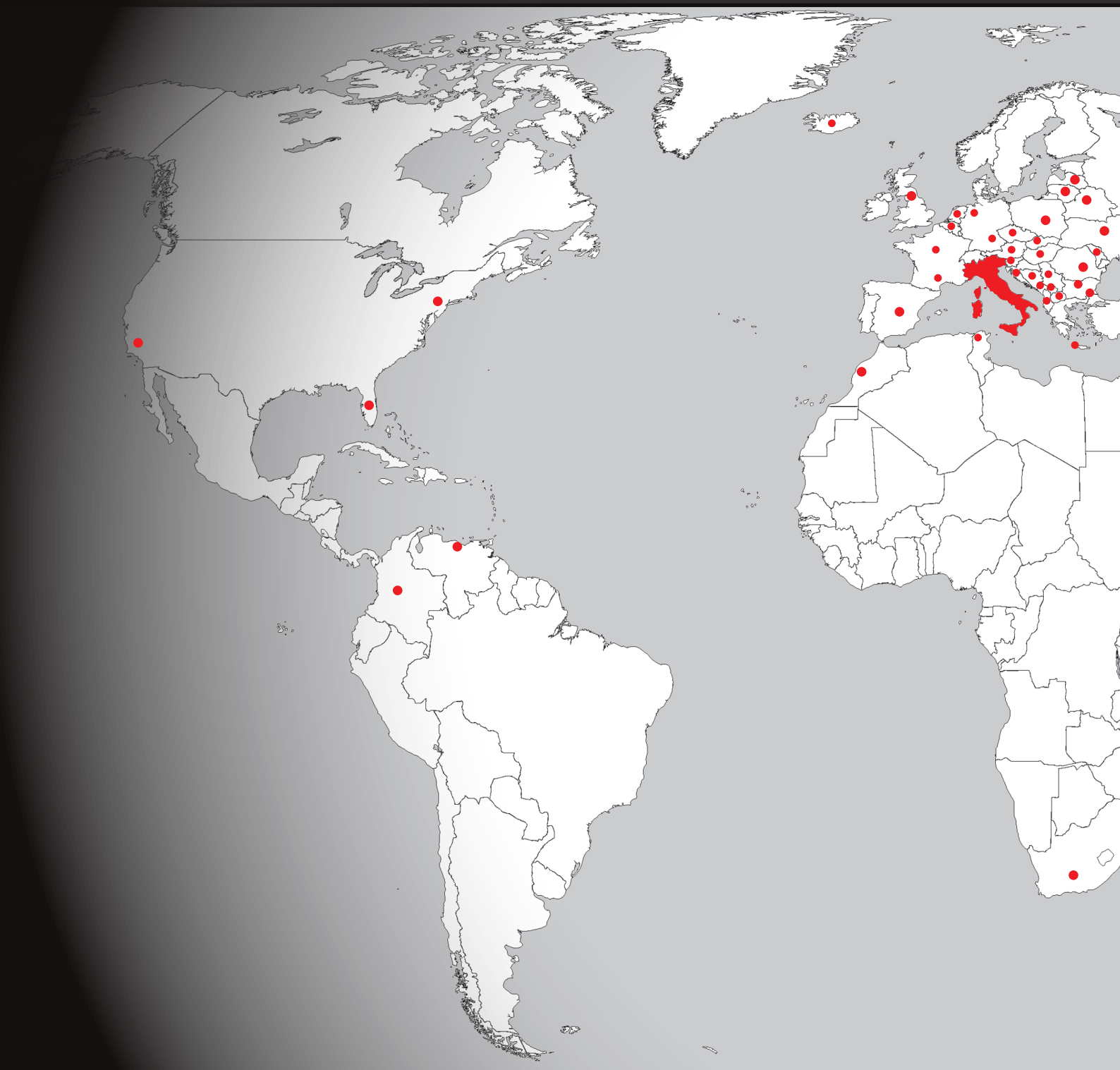


IN THE WORLD

MADE IN ITALY



- ALBANIA
- AUSTRIA
- BAHRAIN
- BELGIO
- BIELORUSSIA
- BOSNIA ERZEGOVINA
- BULGARIA
- CALIFORNIA
- CINA (HK)
- CIPRO
- COLOMBIA
- CROAZIA
- FLORIDA





# CONDIZIONI DI VENDITA

---

- Tutte le vendite vengono effettuate alle condizioni generali della ditta venditrice e potranno essere modificate solo con atto scritto della medesima.
- Tutte le vendite si intendono fatte "salvo approvazione della ditta".
- I prezzi si intendono franco ns. stabilimento. I prezzi sono sempre da intendersi al netto delle vigenti impostazioni fiscali.
- La merce viaggia a rischio e pericolo del committente anche se la spedizione avviene in porto franco
- Non verrà accettata merce in restituzione se non previo benestare della ditta venditrice.
- La ditta garantisce la ottima qualità dei prodotti e si impegna a sostituire solo il materiale che risultasse difettoso per carenza di costruzione.  
È però espressamente escluso il risarcimento di ogni eventuale danno.
- È nostra cura effettuare le consegne con la massima velocità consentitaci. Non vengono accettate richieste di risarcimento per ritardi di consegna.
- Qualsiasi reclamo sarà valido solamente se viene fatto per iscritto entro il termine di 8 gg. dal ricevimento della merce.  
Il reclamo s'intenderà decaduto qualora il compratore abbia consumato la merce.  
In caso di reclamo giustificato forniremo, per la merce resaci allo stato originale, della merce corrispondente all'ordine.
- Le illustrazioni e i dati tecnici riportati sui nostri cataloghi debbono essere considerati approssimativi potendo i modelli subire delle variazioni e modifiche senza obbligo di preavviso da parte della ditta.
- Per ogni controversia che si venisse a creare tra le parti sarà competente l'autorità giudiziaria di Brescia.

# TERMS OF SALE

---

- All sales are made under the Seller's general terms conditions, and modifications may only be made upon written authorisation from the same.
- All sales are intended as "subject to the company's approval".
- Prices are quoted ex works and after deduction of the relevant taxes.
- All goods travel at the Buyer's risk even if despatched carriage free.
- Returned goods will only be accepted upon the Seller's approval.
- The manufacturer guarantees the quality of the products and undertakes to replace only goods found to have workmanship defects.  
Damages will not be refunded.
- We will do our utmost to make deliveries as promptly as possible. Claims for delayed deliveries will not be accepted.
- Claims will only be valid if made in writing within 8 days of receipt of the goods. Claims will not be valid if the buyer has used the goods.  
In the case of justified claims and goods returned in their original state, we will supply goods corresponding to the order.
- The drawings and technical data shown in our catalogues are to be considered as approximate since the models are subject to variation or modification at any time without prior notice.
- Any disputes between the parties will be put before the Court of Brescia.



FIMET MANIGLIE srl

Via Roma 24/A - 25070 Casto (Bs) - Italy  
Tel. +39 0365 870383 - Fax +39 0365 879530  
[www.fimet-handles.com](http://www.fimet-handles.com) - [info@fimet-handles.com](mailto:info@fimet-handles.com)

MADE IN ITALY