



L'inox easy

EUROFER
EUROFER®

LAVORAZIONE DEL FERRO BATTUTO & ACCIAIO INOX
WROUGHT IRON & STAINLESS STEEL WORKING

2020

ZAMAK

Satinato / Satin finish

AISI316

Lucido / Mirror

AISI316

Satinato / Satin finish

AISI304

Satinato / Satin finish



L'inox easy





EASY INOX, L'INOX FACILE.

Grazie ai progressi nelle tecnologie di lavorazione e finitura dell'acciaio inox, l'impiego di tale materiale in ambito ornamentale è in continua crescita.

Il design lineare e moderno dei modelli in acciaio inossidabile orienta sempre più l'utilizzatore finale verso la scelta di questi prodotti. Con l'intenzione di creare un efficiente punto di riferimento per tutti gli operatori del settore, è nata EZ-INOX, azienda di produzione di acciaio inox, il cui nome riassume l'idea del sistema inox da essa creato: un sistema EASY, cioè FACILE.

La versatilità delle recinzioni in ferro battuto si applica all'elegante acciaio inossidabile. EZ-INOX produce soluzioni in acciaio inossidabile per tutte le esigenze di recinzione. E' un sistema completamente modulare che non necessita di saldatura, affilatura o lucidatura durante la posa in opera. Il sistema EZ-INOX è compatibile con le misure standard dei tubi in acciaio.

EZ-INOX nasce dall'esperienza di un centro di ricerca e sviluppo italiano e internazionale, che realizza soluzioni con un elevatissimo rapporto qualità-prezzo, sia per le richieste più comuni che per quelle più particolari. La ricerca della qualità è garantita dalla scelta accurata delle materie prime e da un rigoroso controllo in ogni fase produttiva. Si ottengono così i migliori prodotti associati al più semplice ed efficace metodo di installazione.

Vi assicuriamo che con questi presupposti, anche l'inox diventerà un prodotto FACILE, ossia EZ, come il nostro amatissimo ferro battuto.

EASY INOX, EL ACERO INOX SENCILLO.

Debido al desarrollo en las técnicas de fabricación y acabado del acero inox, el uso de este material en el sector ornamental está en constante crecimiento.

El diseño lineal y moderno de los modelos en acero inox hace que el usuario final utilice cada día más este tipo de productos. Con el objetivo de crear un eficiente partner para todos los operadores del sector, nace hoy EZ-INOX, empresa de producción de acero inox, cuyo nombre ya resume la idea del sistema inox que propone: un sistema EASY, o sea FACIL. La versatilidad de las barandillas en hierro forjado se aplica a la elegancia del acero inox.

EZ-INOX produce soluciones de acero inox para todas las exigencias de cerramiento. Es un sistema completamente modular que no necesita de soldadura, afilado o pulido durante la colocación. El sistema EZ-INOX es compatible con las medidas estándar de los tubos en acero inox.

EZ-INOX deriva de la experiencia de un centro de investigación y desarrollo italiano y internacional, que realiza soluciones con una elevadísima relación calidad-precio, tanto por las exigencias más comunes como para las más especiales. La calidad está garantizada por una cuidadosa selección de la materia prima y una atenta inspección durante el proceso de producción. De esta forma se obtienen los mejores productos junto con el más sencillo y eficaz método de instalación.

Les aseguramos que, con estas premisas, también el acero inox se vuelve un producto SENCILLO, o sea EZ, como nuestro querido hierro forjado.

EASY INOX.

The use of stainless steel as an ornamental product has been increasing, thanks to the progress obtained in the working and finishing technologies.

End customers are increasingly choosing stainless steel products for their modern and linear design. The stainless steel production company EZ-INOX has been founded with the intention of creating an efficient point of reference for all the operators in this line of business. The name, EZ-INOX, represents the Company's aim to propose a very easy stainless steel system. The versatility of wrought iron fences can also be applied to the "refined" stainless steel. EZ-INOX produces stainless steel solutions for all the fencing requirements.

It is a modular fencing system, which doesn't require welding, sharpening or polishing during the installation. EZ-INOX system fits itself to the standard measurements of steel tubes.

EZ-INOX has been founded thanks to the experience of an international research and development co-operation, which has achieved a high quality-cost relation, in order to meet all requests.

The quality is guaranteed through the careful selection of raw material and by detailed inspections during all the phases of manufacturing. In doing this we obtain a high quality product with a simple installation

L'INOX SIMPLE.

Grace à l'évolution de la technologie, l'utilisation de l'acier inox dans la décoration est en progression constante.

Les lignes modernes de l'acier inox orientent actuellement les utilisateurs vers le choix de ces produits.

Dans l'intention d'établir un efficace point de repère pour tous les opérateurs du secteur, est née EZ-INOX, entreprise de production d'inox. Son nom résume l'idée du système acier inoxydable: un système « easy », c'est à dire facile.

EZ-INOX présente des solutions en acier inoxydable pour toutes les réalisations de fermeture, garde corps, main courante, etc.


C'est un système tout à fait modulaire, que ne nécessite pas de soudure, d'affûtage ou d'astiquage pendant la pose.

Le système EZ-INOX est compatible avec les mesures ordinaires des tubes en acier.

EZ-INOX est née grâce à l'expérience d'un centre de recherche de développement multinational, qui réalise le meilleur rapport qualité-prix et qui satisfait la demande et les exigences collectives et individuelles. La recherche de la qualité est garantie par un choix soigné des matières premières et par un contrôle précis de toutes les phases productives. On obtient en cette façon les meilleurs produits associés aux installations les plus simples.

Nous Vous assurons que, partant de ces prémisses, l'inox deviendra lui-même un produit FACILE, cette a dire EZ, comme le notre fer forgé.



A low-angle, upward-looking photograph of a modern building's exterior. The building features a white, angular facade with a prominent balcony. The balcony railing is made of stainless steel, consisting of a curved handrail and vertical posts connected by horizontal bars. The building's roof is covered in reddish-brown tiles. The sky is a clear, vibrant blue with some light, wispy clouds. The overall aesthetic is clean, modern, and architectural.

L'ACCIAIO INOSSIDABILE
STAINLESS STEEL
EL ACERO INOXIDABLE
L'ACIER INOXYDABLE

L'ACCIAIO INOSSIDABILE È UN MATERIALE NATURALMENTE RESISTENTE ALLA CORROSIONE E NON NECESSITA DI RIVESTIMENTI PROTETTIVI ADDIZIONALI.

Nonostante questo, una manutenzione abituale, comprendente pulizia e lavaggio della superficie, può essere richiesta per mantenere l'originale finitura estetica nonché le qualità anti corrosione dell'inox.

Si può così affermare che l'acciaio inossidabile richiede di essere manutentato come tutti gli altri materiali utilizzati nelle costruzioni.

La frequenza con la quale si dovrebbe pulire una superficie in acciaio inossidabile posta all'interno non è diversa da quella che si dovrebbe effettuare su altri materiali.

All'esterno invece la situazione cambia, in quanto l'acciaio inossidabile è esposto ad un ambiente più aggressivo: zone marine, aree industriali, inquinamento e fumi di scarico delle automobili possono causare il formarsi di punti marroni rossastri sulla superficie (cosiddetta vaiolatura).

Una buona regola di comportamento sarebbe di pulire le superfici di acciaio inossidabile con intervalli regolari che vanno dai 3 ai 6 mesi sulla base di quanto è inquinata l'area circostante.

La pulizia delle superfici in acciaio inossidabile deve essere fatta con appositi strumenti: si va dall'utilizzo di un telo umido al panno di camoscio, dalle spugne comunemente chiamate "scotch brite" a teli di nylon.

Gli spray di pulizia che si trovano sul mercato sono un valido aiuto per la pulizia e creano artificialmente lo strato di ossido protettivo che le superfici in acciaio inossidabile formano naturalmente a contatto con l'aria.

EL ACERO INOXIDABLE ES UN MATERIAL QUE NATURALMENTE AGUANTA EL OXIDO Y NO NECESITA DE CAPAS PROTECTIVAS ADICIONALES.

No obstante, limpieza y lavado de la superficie hechas habitualmente pueden ser necesarias para mantener la original terminación estética y las intrínsecas calidades de resistencia al oxido y la corrosión.

Se puede por lo tanto afirmar que el acero inoxidable necesita de manutención como todos los demás materiales usados en la construcción.

La frecuencia con la cual hay que limpiar una superficie en acero inoxidable puesta en el interior de un edificio, no es diferente a la frecuencia que se tiene que aplicar a otros materiales.

Para uso en el exterior las cosas cambian, porque el acero inoxidable viene en contacto con un ambiente más agresivo: zonas de mar, áreas industriales, contaminación y gases de escape de los coches pueden causar puntos de color marrón/rojo en la superficie.

Buena norma es limpiar las superficies de acero inoxidable cada 3 o 6 meses, según el nivel de contaminación o agresividad de los agentes atmosféricos de la zona.

La limpieza de las superficies de inoxidable necesita de accesorios adecuados: se puede hacer con un paño húmedo, una piel natural, esponjas "scotch brite" o nylon.

Los spray de limpieza que se comercializan son muy válidos para limpiar y crean artificialmente la capa protectora de óxido que las superficies de acero inoxidable forman naturalmente al contacto con el aire.

STAINLESS STEEL IS NATURALLY CORROSION-PROOF AND NEEDS NO ADDITIONAL PROTECTIVE COATING TO MAINTAIN ITS GLOSS AND USABILITY FOR A LONG TIME.

A certain amount of routine maintenance involving cleaning and washing may be required, however, to retain the steel surface's original aesthetic, corrosion-proof qualities.

In this respect, stainless steel is not different than other building materials and requires maintenance during the building's service life.

The frequency with which indoor stainless steel surfaces should be cleaned is actually no different than other materials. Outdoors, stainless steel is exposed to a more aggressive environment if exposed to maritime atmosphere, industrial atmosphere, spatter from road salts, air pollution and car fumes. All of these environments can cause brown spots to appear (pitting).

Depending on the degree of contamination from the surroundings, an interval of 3 to 6 months is recommended for light contamination and more times for more severe conditions.

The stainless steel surfaces cleaning must be done with specific instruments, as a damp rag or a chamois cloth, or cleaning sponge like "Scotch brite" or soft nylon brush.

Spray cleaners available on the market make cleaning easy and also leave a thin film for polished effect.

L'ACIER INOXYDABLE EST UN MATÉRIEL RÉSISTANT NATURELLEMENT À LA CORROSION, IL NE NÉCESSITE PAS DE REVÊTEMENTS PROTECTEURS ADDITIONNELS.

Malgré cela, un entretien habituel, comprenant un nettoyage et un lavage de la surface peuvent être nécessaires pour maintenir la finition initiale ainsi que ses qualités de résistances.

Nous vous confirmons ainsi que l'acier inoxydable peut être manipulé comme tout autres matériaux.

La fréquence avec laquelle on doit nettoyer une surface en acier inoxydable d'intérieur est comme celle effectuée sur les autres matériaux.

Par contre à l'extérieur la situation est différente, quand l'acier inoxydable est exposé à un milieu plus agressif: zones marines, zones industrielles, pollutions et gaz d'échappement de voitures, la pollution peut causer des formations de points marrons ou rougeâtres sur la surface.

La bonne règle de conduite est de nettoyer les surfaces d'acier inoxydable à intervalles réguliers qui vont de 3 heures à 6 mois en fonction de la pollution environnante.

La propreté des surfaces acier inoxydable doit être faite avec l'utilisation de produits communs qui vont d'un chiffon humide à une peau de chamois, et des éponges communément dites "scotch brite" aux toiles de nylon.

Les sprays de propreté du marché sont une bonne aide pour le nettoyage et ils créent artificiellement une couche d'oxyde protecteur qui se forme naturellement au contact avec l'air.



AISI 304 - Satinato

L'AISI 304 è l'acciaio inossidabile (inox) più utilizzato nel mondo. Pur essendo caratterizzato da una buona resistenza agli agenti chimici esterni, può risentire negativamente dell'inquinamento atmosferico o di ambienti cloridrici (piscine) o salini (mare).

AISI 316 - Satinato

L'acciaio inossidabile AISI 316 si caratterizza per la presenza del Molibdeno (Mo) e di una maggiore percentuale di Nichel (Ni); tale composizione lo rende maggiormente resistente alla corrosione rispetto all'AISI 304.

AISI 316 - Lucido

E' sempre l'acciaio 316 con una particolare lucidatura "a specchio" che, oltre a donare agli elementi in acciaio un aspetto più brillante, ne determina una maggiore refrattarietà all'aggressione degli agenti esterni.

Gamma in ZAMAK

ZAMAK: lo Zamak è una famiglia di leghe a base metallica della quale fanno parte elementi come lo zinco, l'alluminio, il magnesio e il rame. L'aggiunta di rame e alluminio conferisce allo Zamak diverse proprietà e ne rende possibile lo stampaggio. Le leghe Zamak presentano un'eccellente combinazione di costo, solidità, duttilità e finitura.

AISI 304 - Satinado

El AISI 304 es el acero inoxidable más utilizado en el mundo. A pesar de tener una buena resistencia a los agentes químicos exteriores, puede sufrir en caso de contaminación medioambiental o en ambientes clorhídricos (piscinas) o salinos (cerca del mar).

AISI 316 - Satinado

El acero inoxidable AISI 316 está caracterizado por la presencia de Molibdeno (Mo) y de un mayor porcentaje de Nichel (Ni); esta composición permite que sea más resistente a la corrosión que el AISI 304.

AISI 316 - Acabado brillante

Se trata siempre del acero inoxidable AISI 316 con un acabado "espejo" que confiere más brillo y una resistencia aún mayor a la agresión de agentes corrosivos externos.

ZAMAK Range

ZAMAK: El Zamak es una familia de ligas a base metálica que incluye zinc, aluminio, magnesio y cobre. La adición de cobre y magnesio da diferentes propiedades y permite la moldura. Las ligas de Zamak presentan una excelente combinación de precio, solidez, ductilidad y belleza.

AISI 304 - Satin finish

The AISI 304 is the most used stainless steel in the world. It's characterized by a good resistance to external chemical agents, excepting in ambient conditions such as swimming pools, seas areas or heavy air pollution.

AISI 316 - Satin finish

The AISI 316, thanks to its chemical composition, is more resistant to corrosion than the AISI 304. It's recommended when there are particular ambient conditions, for example seas areas, swimming-pools, etc.

AISI 316 - Mirror finish

The MIRROR POLISHING stainless steel has all the characteristics of the AISI 316, with a particular mirror finish that gives it a bright look together with a higher refractoriness to external agents.

ZAMAK Range

Zamak is a zinc alloy, with aluminum, magnesium and copper. It's characterized by an excellent combination of cost, hardness and resistance. It's an environment-friendly products.

AISI 304 - Satiné

L'AISI 304 est l'acier inoxydable le plus utilisé dans le monde. Il est caractérisé par une bonne résistance aux agents extérieurs chimiques, mais il peut ressentir les effets de la pollution atmosphérique et du milieu chlorhydrique (piscines) et salin (mer).

AISI 316 - Satiné

L'acier inoxydable AISI 316 se caractérise par la présence de Molybdène (Mo) et une grande partie de Nickel (Ni); une telle composition le rend plus résistant à la corrosion que l'AISI 304.

AISI 316 - Brillant

Acier 316, toujours, avec une finition spéciale dite "brillante". Cette finition qui, en plus de lui donner un aspect vif, le rend plus résistant aux agressions extérieures.

ZAMAK Range

Zamak est une alliage à base de zinc, dans laquelle on trouve aussi l'aluminium, le magnésium et le cuivre. Elle se caractérise par une excellente combinaison de coût, résistance et finition. C'est un produit ami de l'environnement.

Sistema icone:

Nel catalogo EZ inox, abbiamo adottato il "sistema icone" per una più immediata comprensione nell'uso dei nostri prodotti. Seguendo lo sviluppo della nostra gamma sarà nostra intenzione aggiungerne di nuove.

Icon system:

For the EZ Inox catalogue we set an "icon system" as the easiest and the fastest way to understand our kind of products. More icons will be added from time to time in addition to new products.

Sistema con iconos:

En el catalogo EZ inox, usamos el "sistema con iconos" para una mayor facilidad de uso de nuestros productos. Con el desarrollo de la gama de productos en el futuro seguiremos añadiendo nuevos iconos.

Système icône:

Dans le catalogue, nous avons adopté un « système d' icône » pour une compréhension immédiate de l'utilisation des produits. Nous rajouterons d' autres icones, selon le développement de notre gamme.



Prodotti da incollare
Components to glue
Productos para pegar
Produits à encoller



Prodotti autofilettanti
Self threading products
Productos autorroscantes
Produits à visser



Venduti smontati
Not assembled items
Se vende desmontado
Vendu démonté

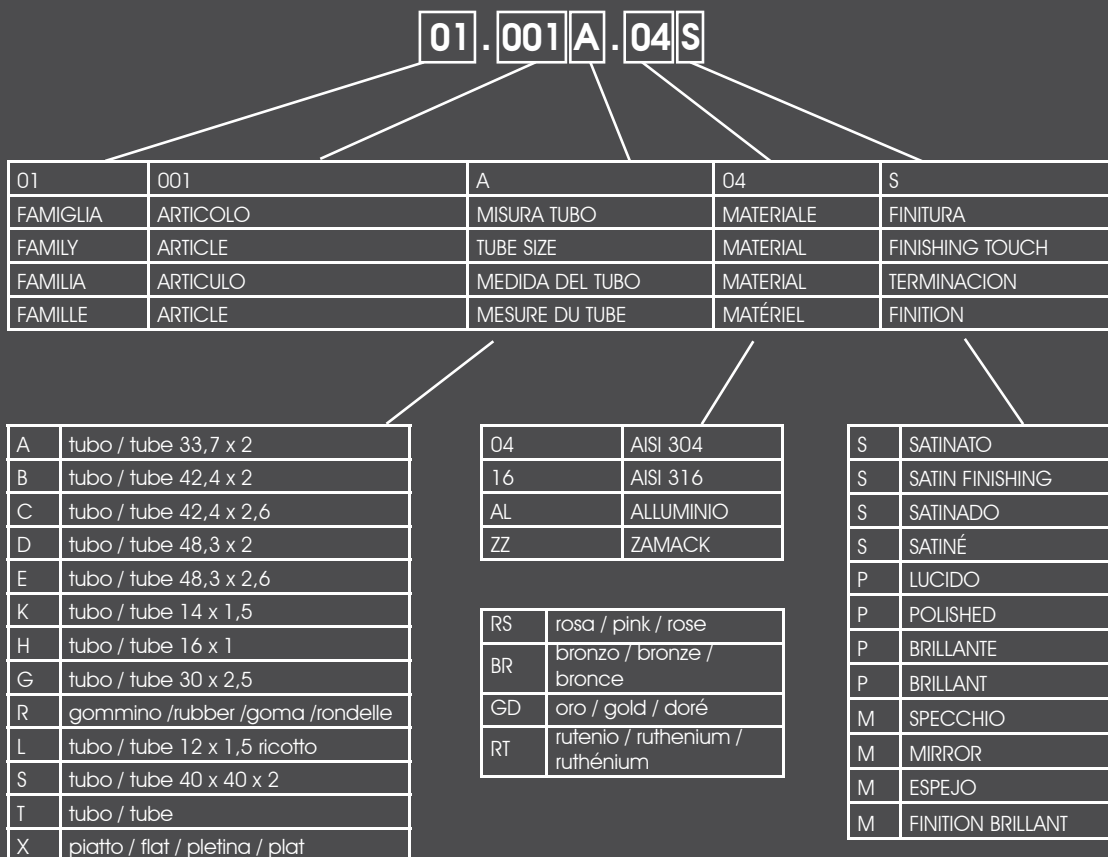


Articolo pieno
Solid items
Artículo solido
Article plein



Viti incluse
Screws included
Tornillos incluidos
Vis inclus

Come si leggono i nostri codici / How to read our codes Como se leen nuestros códigos / Comme lire nos codes







**CERTIFICATO DI CONFORMITÀ DEL CONTROLLO DELLA PRODUZIONE IN FABBRICA /
CERTIFICATE OF CONFORMITY OF THE FACTORY PRODUCTION CONTROL**
N./No. 0474-CPR-1973

Organismo Notificato/Notified body N./No. 0474
RINA Services S.p.A.
Via Corsica, 12 - 16128 Genova (GE)
Italy

In conformità al Regolamento (UE) N. 305/2011 del Parlamento Europeo e del Consiglio del 9 marzo 2011 (Regolamento Prodotti da Costruzione o CPR), questo certificato si applica al prodotto da costruzione /
In compliance with Regulation (EU) No. 305/2011 of the European Parliament and of the Council of 9 March 2011 (the Construction Products Regulation or CPR), this certificate applies to the construction product

**Componenti strutturali e kit per strutture di acciaio /
Structural components and kits for steel structures**

come descritto nell'allegato al presente certificato / as described in the annex to this certificate
impresso sul mercato con il nome o con il marchio di / placed on the market under the name or trade mark of

EURO-FER S.P.A.

Viale dell'Industria, 16/18 - 36070 Castelvetro (VI)

e fabbricato nello stabilimento di produzione / and produced in the manufacturing plant
Viale dell'Industria, 16/18 - 36070 Castelvetro (VI)

Il presente certificato attesta che tutte le disposizioni riguardanti la valutazione e la verifica della costanza della prestazione descritte nell'Allegato ZA della norma /
This certificate attests that all provisions concerning the assessment and verification of constancy of performance described in Annex ZA of the standard

EN 1090-1:2009+A1:2011

nell'ambito del sistema 2+ sono applicate e che / under system 2+ are applied and that
**il controllo della produzione in fabbrica è valutato conforme ai requisiti applicabili /
the factory production control is assessed to be in conformity
with the applicable requirements**

Il presente certificato è stato emesso la prima volta il 27/03/2019 ed ha validità sino a che né la norma armonizzata, il prodotto da costruzione, i metodi AVCP né le condizioni di produzione nell'impianto sono significativamente modificati, a meno che non sia sospeso o ritirato dall'organismo notificato di certificazione del controllo della produzione in fabbrica /
This certificate was first issued on 27/03/2019 and will remain valid as long as neither the harmonised standard, the construction product, the AVCP methods nor the manufacturing conditions in the plant are modified significantly, unless suspended or withdrawn by the notified factory production control certification body

Genova, 27/03/2019

Revisione n. / Revision no.: 0

RINA Services S.p.A.
Via Corsica, 12 - 16128 Genova

RINA Services S.p.A.
Il Direttore Tecnico / Technical Manager

Andrea Alloisio
(Ing. Andrea ALLOISIO)

C.F. / P. IVA / R.I. Genova N. 03487840104
Cap. Soc. € 35.000.000,00 i.v.

Tel. +39 010 531151 - Fax +39 010 5351000
www.rina.org - info@rina.org

CONDIZIONI GENERALI / GENERAL CONDITIONS

1. Offerte e Ordini
1.1 I tempi di consegna riportati nelle Offerte e nelle Conferme d'Ordine sono puramente indicativi e quindi non vincolanti.
1.2 In nessun caso Euro-Fer Spa potrà essere chiamata a rispondere dei danni direttamente o indirettamente causati dalla ritardata esecuzione di un contratto o dalla ritardata consegna dei prodotti.
1.3 Gli ordini e/o le modifiche di ordini effettuate verbalmente devono essere confermati per iscritto da parte dell'acquirente. In caso contrario Euro-Fer Spa non si assume alcuna responsabilità con riguardo a eventuali errori o possibili fraintendimenti.
1.4 Euro-Fer Spa si riserva la possibilità di frazionare un ordine in più spedizioni.
1.5 I prezzi non sono comprensivi di IVA.

2. Restituzione merci
2.1 Euro-Fer Spa non è obbligata ad accettare resi dei prodotti, salvo che sia stato espressamente pattuito per iscritto. Qualsiasi costo a tal fine è sostenuto dall'Acquirente.
2.2 In tutti i casi Euro-Fer Spa non accetta resi di materiale manomesso o modificato rispetto alla fornitura iniziale.

3. Reclami
3.1 Al momento della presa in consegna dei prodotti l'Acquirente dovrà immediatamente verificare la quantità, l'imballaggio e la conformità, e registrare qualsiasi obiezione nella nota di consegna.
3.2 Ogni denuncia per vizi, dovrà essere effettuata tramite comunicazione scritta entro 8 giorni dall'arrivo della merce.
3.3 La comunicazione di cui al 3.2 dovrà chiaramente identificare la fornitura originale e specificare tipologia e ammontare dei vizi addotti.

4. Varie
4.1 Le misure e le fotografie espresse nel catalogo sono indicative, pertanto i prodotti venduti possono differire leggermente.
4.2 Euro-Fer Spa non accetterà reclami per inconvenienti o anomalie dovuti a applicazioni post-vendita non corrette o non adeguate al prodotto. Trattamenti quali verniciatura, zincatura elettrolitica, zincatura a caldo, sabbiatura, o altri, realizzati dopo la vendita, saranno eseguiti sollevando Euro-fer Spa da qualsiasi responsabilità.
4.3 La riproduzione, anche parziale, del presente catalogo è vietata. Tutti i diritti sono riservati da Euro-Fer Spa.
4.4 I documenti, disegni, dati ed informazioni che dovessero venire consegnati al Cliente, rimangono di esclusiva proprietà di Euro-Fer Spa. Il Cliente si impegna a non riprodurli, a non divulgarli a terzi e ad assumere altresì le opportune cautele nei confronti del proprio personale al fine di garantirne la tutela.
4.5 La gamma di Euro-Fer Spa è composta da articoli di differenti materiali: ferro, acciaio, ottone, ghisa, plastica, cristallo, vetro, etc, ciascuno con le proprie caratteristiche e adatto a particolari utilizzi. E' esclusiva responsabilità del Cliente scegliere i prodotti più indicati alle proprie esigenze ornamentali e di utilizzo.

1. Offers and Orders
1.1 <i>The delivery terms specified in the Offer and in the Order Confirmation are purely indicative and not binding.</i>
1.2 <i>In no case will Euro-Fer Spa be liable for damages directly or indirectly caused by the delayed execution of a contract or the delayed delivery of the products.</i>
1.3 <i>Purchase orders and / or changes to purchase orders made verbally must be confirmed in writing by the Buyer. Otherwise, Euro-Fer Spa assumes no responsibility for any errors or misunderstandings.</i>
1.4 <i>Euro-Fer Spa reserves the right to split a purchase order in several consignments.</i>
1.5 <i>Prices do not include VAT.</i>

2. Return policy
2.1 <i>Euro-Fer Spa is not obliged to accept returns of products, unless expressly agreed in writing. Any cost arising from the return shall be borne by the Buyer.</i>
2.2 <i>In all cases Euro-Fer Spa does not accept returns of material tampered with or modified with respect to what was initially supplied.</i>

3. Claims
3.1 <i>Upon receipt of the products, the Buyer shall immediately check the quantity, packaging and conformity, and record any objections in the delivery note.</i>
3.2 <i>Any complaint for defects must be made by written communication within 8 days of receipt of the goods.</i>
3.3 <i>The written communication relating to paragraph 3.2 must clearly identify the original supply and specify the type and number of defects alleged.</i>

4. Others
4.1 <i>Sizes and pictures shown in the catalogues are indicative, therefore the products may differ slightly.</i>
4.2 <i>Euro-Fer Spa will not accept claims for inconveniences or anomalies due to incorrect or inappropriate after-sales applications of its products. Treatments such as painting, electrolytic zinc-plating, hot dip galvanizing, sandblasting, or others, made after the sale, will be carried out by relieving Euro-fer Spa from any responsibility.</i>
4.3 <i>The reproduction, even partial, of this catalogue is strictly forbidden. All right are reserved by Euro-Fer Spa.</i>
4.4 <i>The documents, drawings, data and information provided from Euro-fer Spa to the Buyer, remain exclusive property of Euro-Fer Spa. The Buyer undertakes not to reproduce them, not to disclose them to third parties and at the same time to take the appropriate precautions toward their staff in order to guarantee its protection.</i>
4.5 <i>Euro-Fer Spa range consists of items made of different materials: iron, steel, brass, cast iron, plastic, crystal, glass, etc., each with its own characteristics and suitable for specific uses. It is sole responsibility of the Buyer to choose the most suitable products for its ornamental and use needs.</i>

pag.10	Tubi / Tubes / Tubos / Tubes
pag.11	Piatti / Flat Bars / Barras Plana / Barres Plates
pag.12	Supporti / Upright clamps / Soportes / Supports
pag.18	Dischi e flange / Discs and flanges / Bases y Bidas / Disques et colliers
pag.20	Coperture / Covers / Tapas para bases / Cache embases
pag.22	Capisaldi / Posts / Arranques / Poteaux de départ
pag.46	Sostegni per corrimano a parete / Handrail wall brackets / Soportes para pasamanos a pared / Supports main - courante à mur
pag.50	Sostegni per corrimano / Handrail brackets / Soportes para pasamanos / Supports main - courantes
pag.53	Supporti per tubi / Tube supports / Soportes para tubo / Supports pour tube
pag.58	Componenti per supporti / Bracket components / Componentes para soportes / Éléments de soutien
pag.60	Calotte di copertura / End caps / Casquetes de cobertura y terminales / Calottes de couverture
pag.61	Tubi / Tubes / Tubos / Tubes
pag.62	Curve per tubo Ø 42,4 / Tube curve Ø 42,4 / Las curvas de tubo Ø 42,4 / Courbes pour tube Ø 42,4
pag.63	Curve a misura per tubo Ø 42,4 / Customized tube curve Ø 42,4 / La curva del tubo personalizada Ø 42,4 / Courbe du tube sur mesure Ø 42,4
pag.66	Connettori per tubi / Elbows and connectors / Conectores para juntar tubos / Raccords pour tube
pag.73	Connettori per barre / Bar connectors / Conectores para juntar barras / Raccords pour barres
pag.74	Sostegni per barre / Bar holders / Bidas para varillas / Supports pour barres
pag.77	Barre / Bars / Barras / Barres
pag.78	Paletti ornamentali / Decorative stakes / Barrotes ornamentales / Balustres décoratives
pag.84	Funi di acciaio / Steel ropes / Cables en acero inox / Câbles d'acier
pag.92	Pinze per vetro / Glass clips / Pinzas para sujetar el vidrio / Pincas pour verre
pag.100	Supporti per vetro forato / Supports for perforated glass / Soportes para chapa de vidrio perforado / Soutiens pour verre percé
pag.102	Calotte di copertura e sfere / End caps - knobs / Casquetes de cobertura y esferas / Calottes de couverture et sphères
pag.104	Supporti per pensilina / Support for cantilever roofs / Soportes para marquesina / Soutiens pour auvent
pag.108	Accessori per porte scorrevoli / Accessories for sliding doors / Accesorios para las puertas deslizantes / Accessoires pour portes coulissantes
pag.109	Maniglioni e corrimano / Pull handles and handrails / Manijas - Pasamanos / Poignées et main courante
pag.110	Maniglioni / Pull handles / Manijas / Poignées
pag.112	Sistema per tubo quadro / Square tube system / Sistema por tubo cuadro / Éléments pour tube carré
pag.119	Tubo quadro / Square tube / Tubo cuadro / Tube carré
pag.120	Scale a spirale / Spiral staircase / Escaleras caracol / Escalier en colimaçon
pag.122	Sistema gradini / Staircase system / Sistema de la escalera / Système pour marches
pag.123	Profilo a U / U - Tube / Perfil a U / Profil U
pag.125	Profilo in alluminio per fissaggio del vetro a pavimento / Aluminium profile for floor glass fixing / Perfil de aluminio para la fijación al suelo del cristal / Profil en aluminium pour fixation de verre au sol
pag.130	Legno e acciaio / Wood and steel / Acero y madera / Bois et acier inoxydable
pag.132	Recinzioni modulari in acciaio / Steel modular fences / Vallas de acero inoxidable / Clôture modulaire en acier inoxydable
pag.137	Montaggio / Assembling / Ensamblaje / Montage
pag.143	Esempi di montaggio / Assembling example / Ejemplo de ensamblaje / Exemples de montage

AISI 304	AISI 316S	AISI 316M	Ø	L
16.001L.04S	16.001L.16S		12,0 x 1,5 mm	6000 mm
16.001K.04S			14,0 x 1,5 mm	6000 mm
16.001H.04S			16,0 x 1,0 mm	6000 mm
16.001G.04S			30,0 x 2,5 mm	6000 mm
16.001A.04S	16.001A.16S		33,7 x 2,0 mm	6000 mm
16.001B.04S	16.001B.16S	16.001B.16M	42,4 x 2,0 mm	6000 mm
16.001C.04S			42,4 x 2,6 mm	6000 mm
16.001D.04S	16.001D.16S		48,3 x 2,0 mm	6000 mm
16.001E.04S			48,3 x 2,6 mm	6000 mm
16.001M.04S			20,0 x 1,5 mm	6000 mm
16.001N.04S			21,3 x 2,0 mm	6000 mm
16.001P.04S			26,9 x 2,0 mm	6000 mm
16.010L.04S			12,0 x 1,5 mm	3000 mm
16.010K.04S			14,0 x 1,5 mm	3000 mm
16.010H.04S			16,0 x 1,0 mm	3000 mm
16.010A.04S	16.010A.16S		33,7 x 2,0 mm	3000 mm
16.010B.04S	16.010B.16S	16.010B.16M	42,4 x 2,0 mm	3000 mm
16.010C.04S	16.010D.16S		42,4 x 2,6 mm	3000 mm
16.010D.04S			48,3 x 2,0 mm	3000 mm
16.010E.04S			48,3 x 2,6 mm	3000 mm
16.010M.04S			20,0 x 1,5 mm	3000 mm
16.010N.04S			21,3 x 2,0 mm	3000 mm
16.010P.04S			26,9 x 2,0 mm	3000 mm

NEW

Satinato / Satin / Satinado / Satiné



Lucido / Mirror finish / Acabado brillante / Brillant

NEW

AISI 304	AISI 316S	Ø	L
30.250S.04S		25,0 x 25,0 x 2 mm	6000 mm
30.251S.04S		25,0 x 25,0 x 2 mm	3000 mm
30.300S.04S		30,0 x 30,0 x 2 mm	6000 mm
30.301S.04S		30,0 x 30,0 x 2 mm	3000 mm
30.500S.04S	30.500S.16S	40,0 x 40,0 x 2 mm	6000 mm
30.501S.04S	30.501S.16S	40,0 x 40,0 x 2 mm	3000 mm



Satinato / Satin / Satinado / Satiné

AISI 304	Ø	L
30.4020.04S	40,0 x 20,0 x 2 mm	6000 mm
30.4021.04S	40,0 x 20,0 x 2 mm	3000 mm
30.5030.04S	50,0 x 30,0 x 2 mm	6000 mm
30.5031.04S	50,0 x 30,0 x 2 mm	3000 mm
30.6040.04S	60,0 x 40,0 x 2 mm	6000 mm
30.6041.04S	60,0 x 40,0 x 2 mm	3000 mm



Satinato / Satin / Satinado / Satiné



Tubi / Tubes / Tubos / Tubes

AISI 304	Ø	T	X	L
33.000U.04S	42,4 x 1,5 mm		24x24 mm	6000 mm
33.001U.04S	48,3 x 1,5 mm		27x30 mm	5000 mm

Profilo senza guarnizione / Rubber not included / Guarnicion no incluida / Garniture pas inclus

33.4213.04S	42,4 x 1,5 mm	13,52 mm	24x24 mm	6000 mm
33.4217.04S	42,4 x 1,5 mm	17,52 mm	24x24 mm	6000 mm
33.4821.04S	48,3 x 1,5 mm	21,52 mm	27x30 mm	5000 mm

Guarnizione in gomma inclusa / Rubber washer included / Guarnicion incluida / Garniture en caoutchouc inclus



Satinato / Satin / Satinado / Satiné

Barre / Bars / Barras / Barres



AISI 304	AISI 316S	AISI 316M	●	L
20.030X.04S			8 mm	3000 mm
20.001X.04S	20.001X.16S	20.001X.16M	10 mm	3000 mm
20.010X.04S	20.010X.16S	20.010X.16M	12 mm	3000 mm
20.020X.04S	20.020X.16S	20.020X.16M	14 mm	3000 mm
20.031X.04S			8 mm	6000 mm
20.002X.04S	20.002X.16S	20.002X.16M	10 mm	6000 mm
20.011X.04S	20.011X.16S	20.011X.16M	12 mm	6000 mm
20.021X.04S	20.021X.16S	20.021X.16M	14 mm	6000 mm



Piatti / Flat Bars / Barras Plana / Barre Plate

AISI 304	GREZZO/RAW	—	L
05.000X.04S	05.000X.04GR	40 x 6 mm	4000 mm

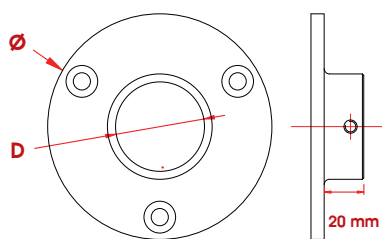
Satinato / Satin / Satinado / Satiné



Grezzo / Raw / Crudo / Brut


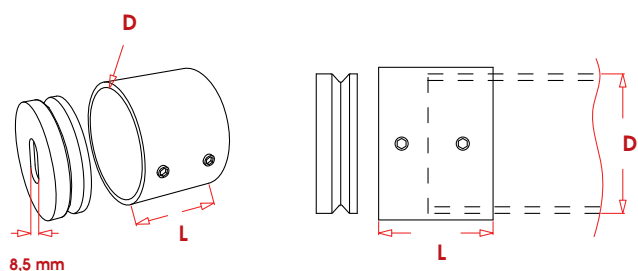


AISI 304	AISI 316S	D	Ø
01.001A.04S	01.001A.16S	33,7 mm	85,0 mm
01.001B.04S	01.001B.16S	42,4 mm	80,0 mm
01.001D.04S		48,3 mm	100,0 mm



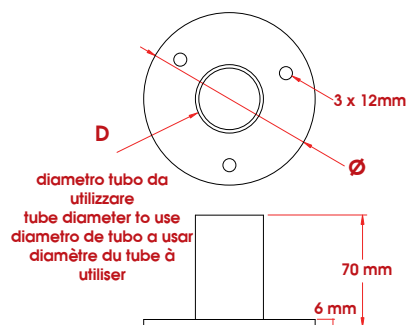
da annegare nel cemento / for concreting into the ground
artículo de cementar / cimenter au sol

AISI 304	AISI 316S	D	L
01.003A.04S	01.003A.16S	33,7 mm	35,0 mm
01.003B.04S	01.003B.16S	42,4 mm	35,0 mm
01.003D.04S		48,3 mm	35,0 mm

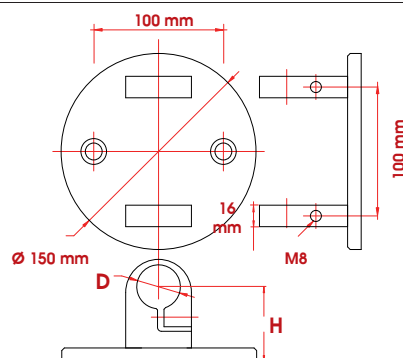


AISI 304	AISI 316S	AISI 316M	D	Ø
01.010A.04S	01.010A.16S		33,7 x 2,0 mm	100,0 mm
01.010B.04S	01.010B.16S	01.010B.16M	42,4 x 2,0 mm	100,0 mm
01.010C.04S	01.010C.16S		42,4 x 2,6 mm	100,0 mm
01.010D.04S			48,3 x 2,0 mm	100,0 mm
01.010E.04S			48,3 x 2,6 mm	100,0 mm

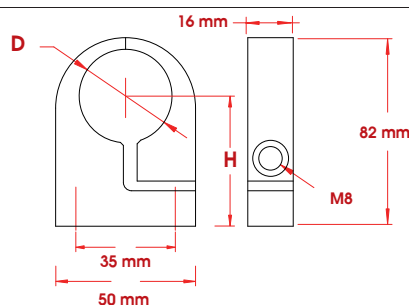
Articolo fornito solo grezzo / Article supplied only in the raw version /
Artículo suministrado solamente tosco / Article fourni seulement brut



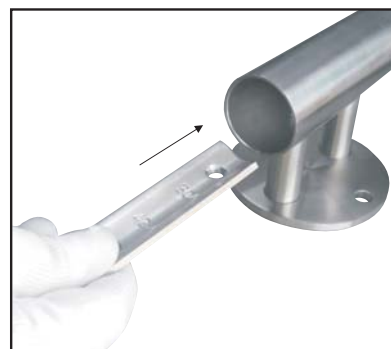

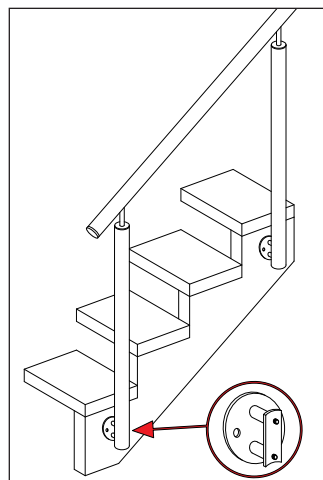
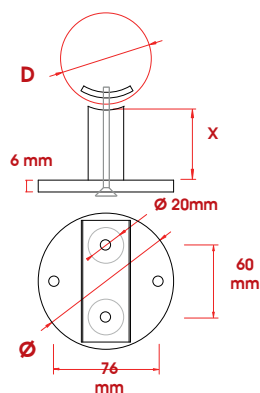
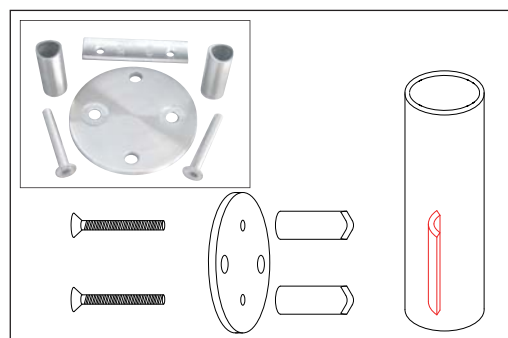
AISI 304	AISI 316S	D	H
01.020A.04S		33,7 mm	57,5 mm
01.020B.04S	01.020B.16S	42,4 mm	61,9 mm
01.020D.04S		48,3 mm	65,0 mm




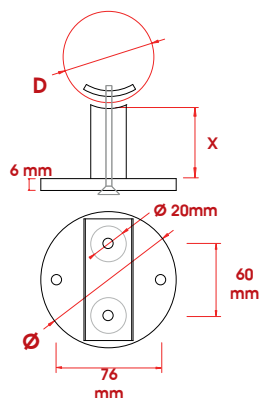
AISI 304	D	H
01.030A.04S	33,7 mm	47,0 mm
01.030B.04S	42,4 mm	51,4 mm
01.030D.04S	48,3 mm	54,5 mm



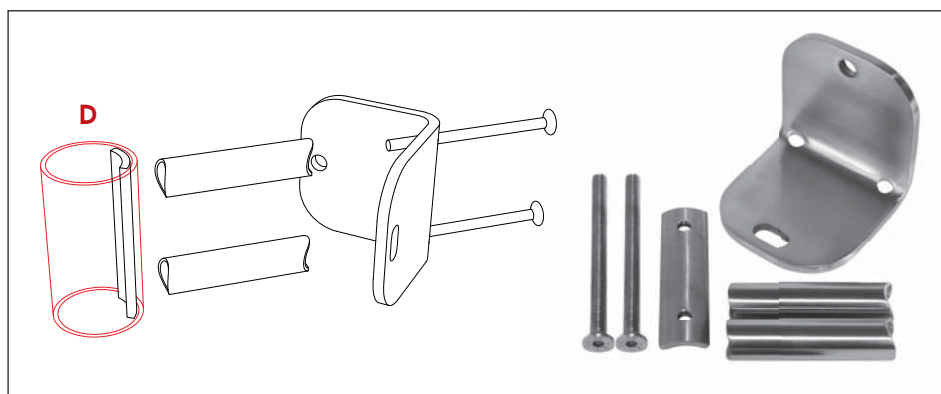
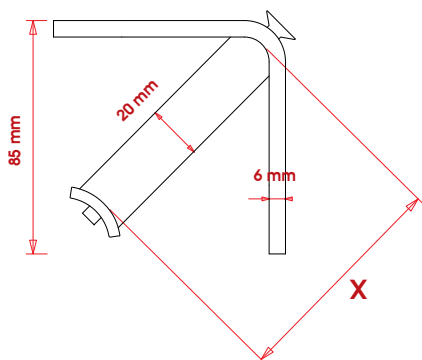
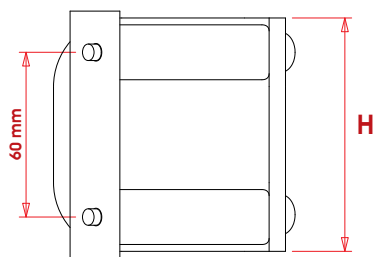
AISI 304	AISI 316S	AISI 316M	D	Ø	X
01.040A.04S	01.040A.16S		33,7 mm	100,0 mm	45,0 mm
01.040B.04S	01.040B.16S	01.040B.16M	42,4 mm	100,0 mm	45,0 mm
01.040D.04S	01.040D.16S		48,3 mm	100,0 mm	45,0 mm




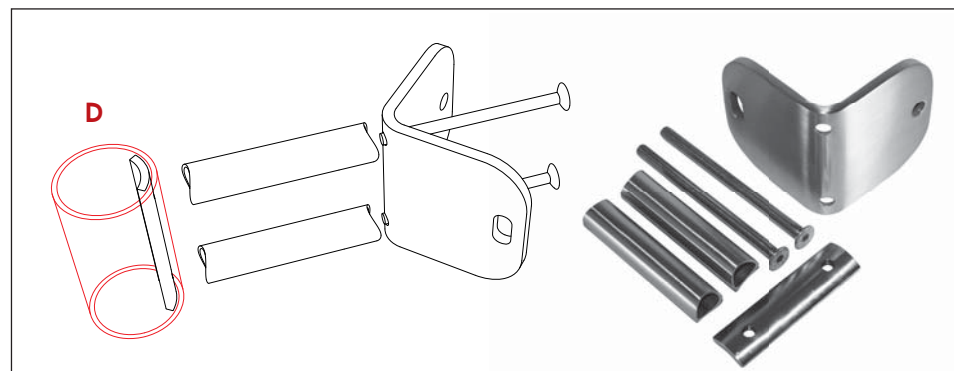
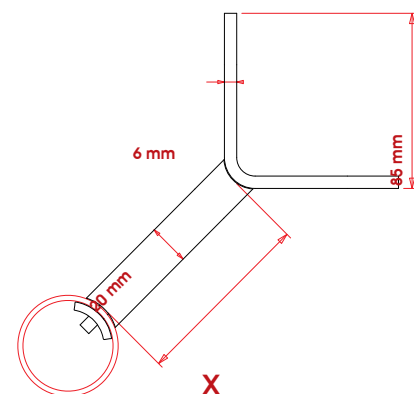
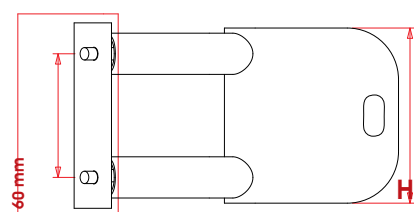
AISI 304	D	Ø	X
01.041A.04S	33,7 mm	100,0 mm	30,0 mm
01.042A.04S	33,7 mm	100,0 mm	60,0 mm
01.041B.04S	42,4 mm	100,0 mm	30,0 mm
01.042B.04S	42,4 mm	100,0 mm	60,0 mm
01.041D.04S	48,3 mm	100,0 mm	30,0 mm
01.042D.04S	48,3 mm	100,0 mm	60,0 mm



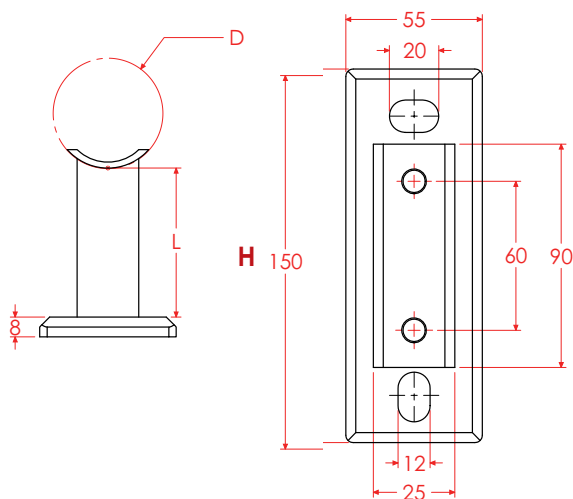
AISI 304	AISI 316S	AISI 316M	D	H	X
01.043A.04S	01.043A.16S		33,7 mm	85,0 mm	82,0 mm
01.043B.04S	01.043B.16S	01.043B.16M	42,4 mm	85,0 mm	82,0 mm
01.043D.04S			48,3 mm	85,0 mm	82,0 mm




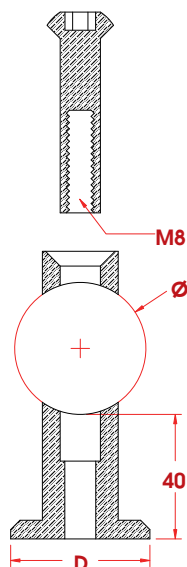

AISI 304	AISI 316S	AISI 316M	D	H	X
01.044A.04S	01.044A.16S		33,7 mm	85,0 mm	91,0 mm
01.044B.04S	01.044B.16S	01.044B.16M	42,4 mm	85,0 mm	91,0 mm
01.044D.04S			48,3 mm	85,0 mm	91,0 mm



AISI 304	D	L	H
01.045A.04S	33,7 mm	45,0 mm	150,0 mm
01.045B.04S	42,4 mm	45,0 mm	150,0 mm
01.045D.04S	48,3 mm	45,0 mm	150,0 mm
01.046A.04S	33,7 mm	60,0 mm	150,0 mm
01.046B.04S	42,4 mm	60,0 mm	150,0 mm
01.046D.04S	48,3 mm	60,0 mm	150,0 mm



AISI 304	AISI 316S	D	Ø
01.055A.04S	01.055A.16S	45,0 mm	33,7 mm
01.055B.04S	01.055B.16S	45,0 mm	42,4 mm
01.055D.04S		45,0 mm	48,3 mm

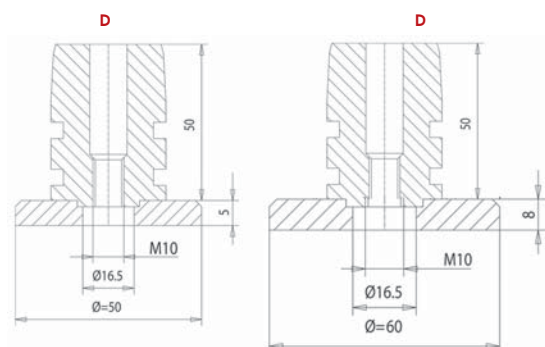


fornite a coppia / supplied in pairs
suministrados en pareja / fournis par paires



AISI 304	D	M	Ø
01.070B.04S	42,4 mm	M10	50,0 mm
01.071B.04S	42,4 mm	M10	60,0 mm

Per tubo / For tube / Para tubo /
Pour tube / Pour tube Ø 42,4 x 2,0/2,6

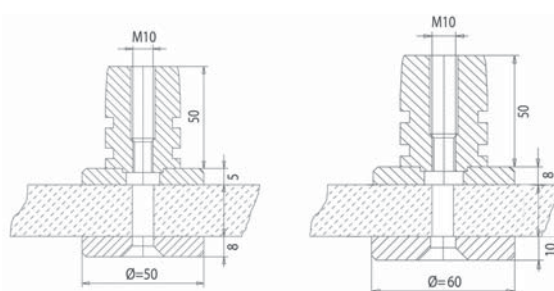


01.070B.04S



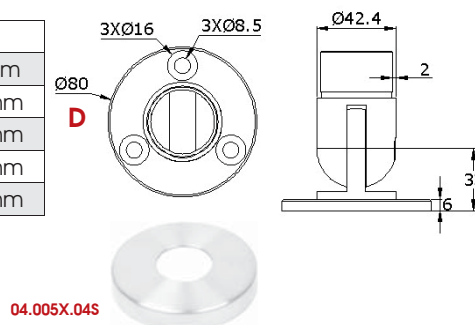
AISI 304	D	M	Ø
01.080B.04S	42,4 mm	M10	50,0 mm
01.081B.04S	42,4 mm	M10	60,0 mm

Per tubo / For tube / Para tubo /
Pour tube / Pour tube Ø 42,4 x 2,0/2,6

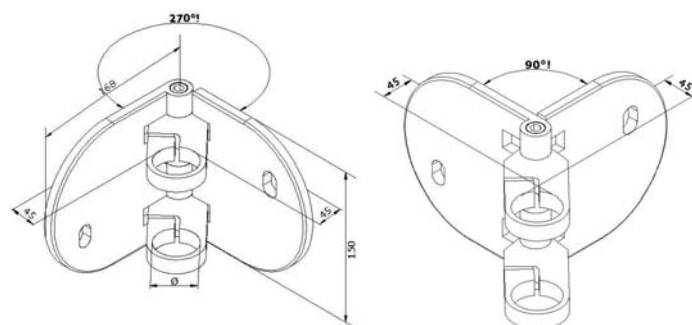


AISI 304	AISI 316S	AISI 316M	Ø	D
01.100A.04S	01.100A.16S		33,7 x 2,0 mm	80 mm
01.100B.04S	01.100B.16S	01.100B.16M	42,4 x 2,0 mm	80 mm
01.100C.04S			42,4 x 2,6 mm	80 mm
01.100D.04S			48,3 x 2,0 mm	100 mm
01.100E.04S			48,3 x 2,6 mm	100 mm

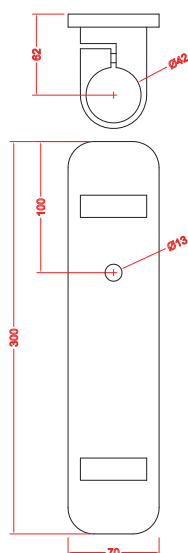
Supporto regolabile / Adjustable support
Soporte ajustable / Support réglable



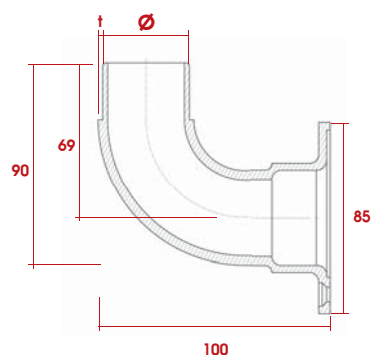
AISI 304	Ø
01.120B.04S	42,4 mm



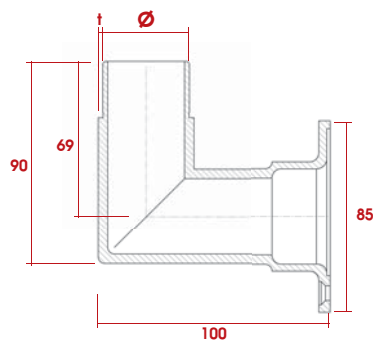
AISI 304	Ø
01.130B.04S	42,4 mm



AISI 304	Ø	†
01.140B.04S	42,4 mm	2 mm

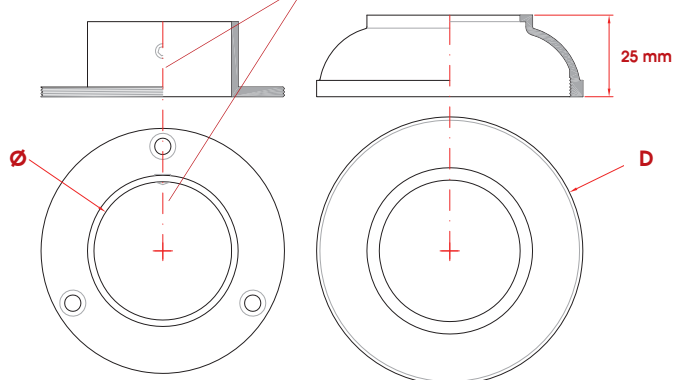


AISI 304	Ø	†
01.150B.04S	42,4 mm	2 mm



AISI 304	AISI 316S	AISI 316M	Ø	D
01.200B.04S	01.200B.16S	01.200B.16M	42,4 mm	90 mm

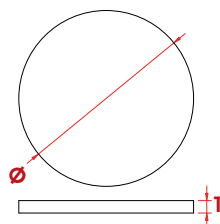
Vite di fissaggio / Screw fixing
Tornillo de fijación / Fixation par vis



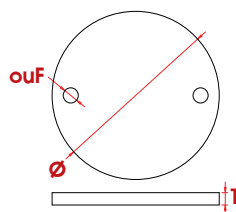
filettato / threaded / roscado /
fileté



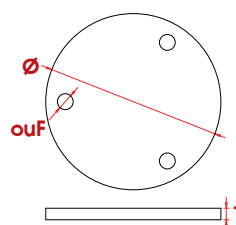
AISI 304	Ø	T
02.001X.04S	33 mm	4,0 mm
02.002X.04S	42 mm	4,0 mm
02.003X.04S	48 mm	4,0 mm
02.004X.04S	56 mm	4,0 mm
02.005X.04S	68 mm	5,0 mm
02.006X.04S	80 mm	6,0 mm
02.007X.04S	100 mm	6,0 mm
02.008X.04S	100 mm	10,0 mm
02.009X.04S	120 mm	10,0 mm



AISI 304	Ø	ouF	T
03.001X.04S	58 mm	2 x 6,5 mm	5,0 mm
03.002X.04S	68 mm	2 x 6,5 mm	5,0 mm
03.003X.04S	80 mm	2 x 8,5 mm	6,0 mm
03.004X.04S	100 mm	2 x 11,0 mm	6,0 mm
03.005X.04S	120 mm	2 x 13,0 mm	10,0 mm
03.006X.04S	120 mm	2 x 13,0 mm	6,0 mm



AISI 304	Ø	ouF	T
03.020X.04S	58 mm	3 x 6,5 mm	5,0 mm
03.021X.04S	68 mm	3 x 6,5 mm	5,0 mm
03.022X.04S	80 mm	3 x 8,5 mm	6,0 mm
03.023X.04S	100 mm	3 x 11,0 mm	6,0 mm
03.024X.04S	120 mm	3 x 13,0 mm	10,0 mm
03.025X.04S	120 mm	3 x 13,0 mm	6,0 mm



Dischi e flange / Discs and flanges / Bases y Bridas / Disques et colliers

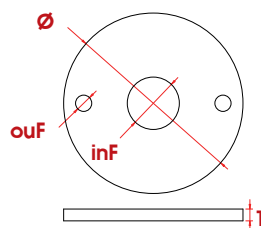
Oltre ai modelli standard puoi creare il tuo articolo inviandoci un disegno!

In addition to the standard models you can create your own article by sending us a drawing!

Además de los modelos estándar, puede crear su propio artículo enviándonos un dibujo!

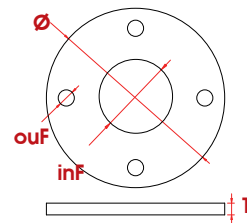
En plus des modèles standard, vous pouvez créer votre propre article en nous envoyant un dessin.

AISI 304	AISI 316S	Ø	ouF	inF	T
03.040X.04S		70 mm	2 x 8,5 mm	10 mm	6,0 mm
03.040A.04S	03.040A.16S	100 mm	2 x 11,0 mm	33,7 mm	6,0 mm
03.040B.04S	03.040B.16S	100 mm	2 x 11,0 mm	42,4 mm	6,0 mm
03.041B.04S		120 mm	2 x 13,0 mm	42,4 mm	10,0 mm
03.040D.04S		120 mm	2 x 13,0 mm	48,3 mm	10,0 mm
03.042B.04S		120 mm	2 x 13,0 mm	42,4 mm	6,0 mm

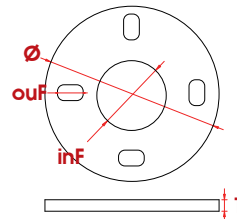


AISI 304	AISI 316S	Ø	ouF	inF	T
03.050B.04S	03.050B.16S	100 mm	4 x 13,0 mm	42,4 mm	6,0 mm

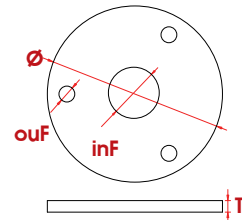
NEW



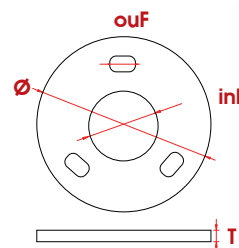
AISI 304	Ø	ouF	inF	T
03.051B.04S	100 mm	4 x 10x20 mm	42,4 mm	6,0 mm



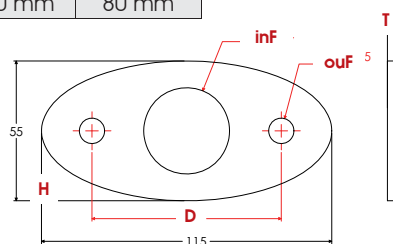
AISI 304	AISI 316S	Ø	ouF	inF	T
03.062B.04S		68 mm	3 x 5,0 mm	42,4 mm	5,0 mm
03.060X.04S		70 mm	3 x 8,5 mm	10,0 mm	6,0 mm
03.060A.04S	03.060A.16S	100 mm	3 x 13,0 mm	33,7 mm	6,0 mm
03.060B.04S	03.060B.16S	100 mm	3 x 11,0 mm	42,4 mm	6,0 mm
03.061B.04S	03.061B.16S	120 mm	3 x 13,0 mm	42,4 mm	10,0 mm
03.060D.04S		120 mm	3 x 13,0 mm	48,3 mm	10,0 mm
03.063B.04S		120 mm	3 x 13,0 mm	42,4 mm	6,0 mm
03.061D.04S		100 mm	3 x 11,0 mm	48,3 mm	6,0 mm



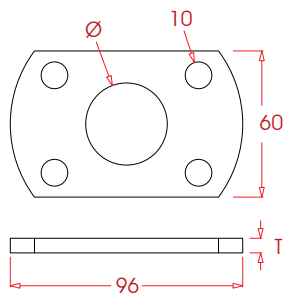
AISI 304	Ø	ouF	inF	T
03.064B.04S	100 mm	3 x 10x20 mm	42,4 mm	6,0 mm



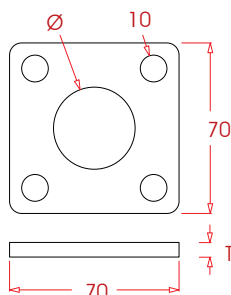
AISI 304	H	L	ouF	inF	T	D
03.070A.04S	55mm	115mm	2 x 10,5mm	33,7mm	6,0 mm	75 mm
03.070B.04S	65mm	125mm	2 x 10,5mm	42,4mm	6,0 mm	80 mm
03.070D.04S	65mm	125mm	2 x 10,5mm	48,3mm	6,0 mm	80 mm



AISI 304	AISI 316	Ø	T
03.071A.04S	03.071A.16S	33,7 mm	6
03.071B.04S	03.071B.16S	42,4 mm	6

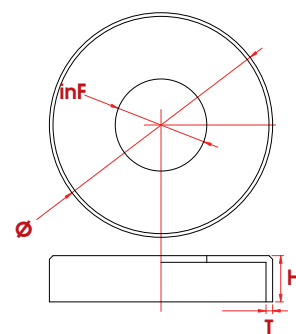


AISI 304	AISI 316	Ø	T
03.072A.04S	03.072A.16S	33,7 mm	6
03.072B.04S	03.072B.16S	42,4 mm	6



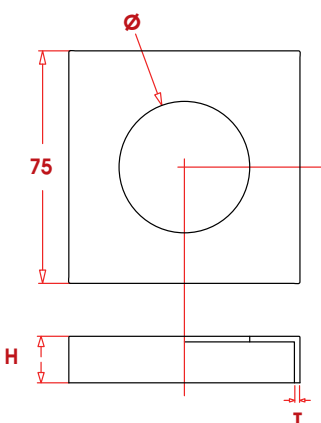
Coperture / Covers / Tapas para bases / Cache embases

AISI 304	AISI 316S	AISI 316M	Ø	H	inF	T
04.001X.04S			60 mm	12,0 mm	12,0 mm	1,0 mm
04.002X.04S			76 mm	12,0 mm	12,0 mm	1,5 mm
04.016X.04S			70 mm	12,0 mm	12,0 mm	0,8 mm
04.014X.04S			76 mm	13,0 mm	14,0 mm	1,5 mm
04.003X.04S			76 mm	12,0 mm	33,7 mm	1,5 mm
04.004X.04S			85 mm	16,0 mm	33,7 mm	1,5 mm
04.011X.04S	04.011X.16S		105 mm	16,0 mm	33,7 mm	1,5 mm
04.006X.04S	04.006X.16S		105 mm	25,0 mm	33,7 mm	1,5 mm
04.015X.04S			72 mm	15,0 mm	42,4 mm	1,0 mm
04.005X.04S			85 mm	16,0 mm	42,4 mm	1,5 mm
04.012X.04S	04.012X.16S	04.012X.16M	105 mm	18,0 mm	42,4 mm	1,5 mm
04.007X.04S	04.007X.16S	04.007X.16M	105 mm	25,0 mm	42,4 mm	1,5 mm
04.013X.04S			105 mm	16,0 mm	48,3 mm	1,5 mm
04.008X.04S			105 mm	25,0 mm	48,3 mm	1,5 mm
04.010X.04S			105 mm	25,0 mm	60,3 mm	1,5 mm
04.017X.04S			85 mm	18,0 mm	33,7 mm	1,0 mm
04.018X.04S			85 mm	18,0 mm	42,4 mm	1,0 mm
04.019X.04S	04.019X.16S		90 mm	20,0 mm	50,0 mm	1,5 mm



04.019X.04S = Per / For Art. 01.001A.04S / 01.001B.04S / 01.001D.04S

AISI 304	AISI 316	Ø	T	H
04.025A.04S	04.025A.16S	33,7 mm	1,5	15
04.025B.04S	04.025B.16S	42,4 mm	1,5	15





**Dischi e flange / Discs and flanges /
Bases y Bidas / Disques et colliers**

Oltre ai modelli standard puoi creare il tuo articolo inviandoci un disegno!

In addition to the standard models you can create your own article by sending us a drawing!

Además de los modelos estándar, puede crear su propio artículo enviándonos un dibujo!

En plus des modèles standard, vous pouvez créer votre propre article en nous envoyant un dessin.

Inviaci le foto delle tue realizzazioni in acciaio inox e le pubblicheremo nel nuovo catalogo.

Send us the pictures of your works in stainless steel and they will be included in the next catalogue.

Envíanos las fotos de tus obras en acero inoxidable y la publicaremos en el nuevo catalogo.

Envoyez-nous les photos de vos créations en acier inoxydable et nous les publierons dans le nouveau catalogue.

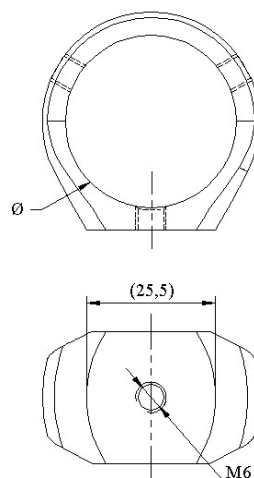
AISI 304	Ø
05.100A.04S	33,7 mm
05.100B.04S	42,4 mm
05.100D.04S	48,3 mm

Anello per caposaldo / Ring for post
Anillo por arranques / Anneau pour poteau de départ


Da usare con gli articoli / To be used with the articles
Usar con los artículos / Utiliser avec les articles

07.001X.04S - 07.020A.04S - 07.020B.04S - 07.020C.04S
07.040X.04S - 07.050A.04S - 07.050B.04S - 07.050C.04S

19.020X.04S - 19.021X.04S - 19.022X.04S
19.040X.04S - 19.041X.04S
19.050X.04S

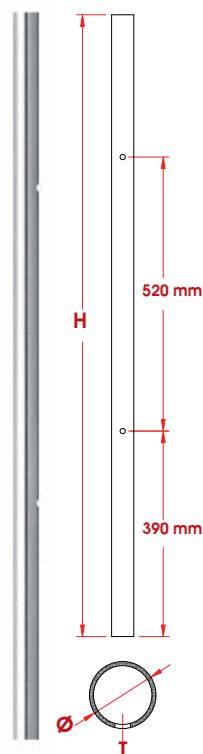


Esempio / Example / Ejemplo / Exemple



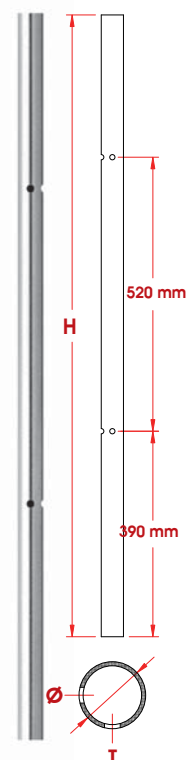
AISI 304	H	Ø	T
05.001A.04S	1180 mm	33,7 mm	2,0 mm
05.001B.04S	1180 mm	42,4 mm	2,0 mm
05.001C.04S	1180 mm	42,4 mm	2,6 mm
05.001D.04S	1180 mm	48,3 mm	2,0 mm

2 x M8



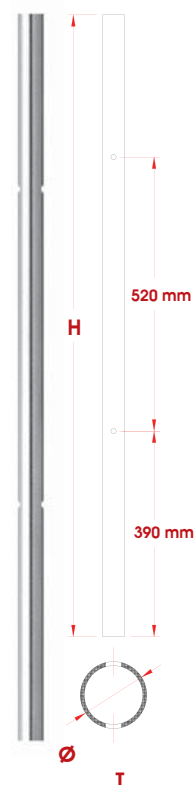
AISI 304	H	Ø	T
05.020A.04S	1180 mm	33,7 mm	2,0 mm
05.020B.04S	1180 mm	42,4 mm	2,0 mm
05.020C.04S	1180 mm	42,4 mm	2,6 mm
05.020D.04S	1180 mm	48,3 mm	2,0 mm

4 x M8 - 90°



AISI 304	H	Ø	T
05.010A.04S	1180 mm	33,7 mm	2,0 mm
05.010B.04S	1180 mm	42,4 mm	2,0 mm
05.010C.04S	1180 mm	42,4 mm	2,6 mm
05.010D.04S	1180 mm	48,3 mm	2,0 mm

4 x M8 - 180°



AISI 304	H	Ø	T
05.040A.04S	1180 mm	33,7 mm	2,0 mm
05.040B.04S	1180 mm	42,4 mm	2,0 mm
05.040C.04S	1180 mm	42,4 mm	2,6 mm
05.040D.04S	1180 mm	48,3 mm	2,0 mm


5 x M6

AISI 304	H	Ø	T
05.041A.04S	1180 mm	33,7 mm	2,0 mm
05.041B.04S	1180 mm	42,4 mm	2,0 mm
05.041C.04S	1180 mm	42,4 mm	2,6 mm
05.041D.04S	1180 mm	48,3 mm	2,0 mm

5 + 5 x M6 - 90°

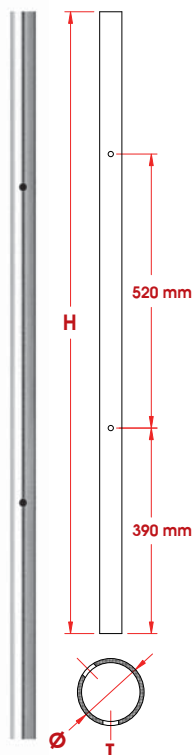
AISI 304	H	Ø	T
05.042A.04S	1180 mm	33,7 mm	2,0 mm
05.042B.04S	1180 mm	42,4 mm	2,0 mm
05.042C.04S	1180 mm	42,4 mm	2,6 mm
05.042D.04S	1180 mm	48,3 mm	2,0 mm

5 + 5 x M6 - 180°



AISI 304	H	Ø	T
05.030A.04S	1180 mm	33,7 mm	2,0 mm
05.030B.04S	1180 mm	42,4 mm	2,0 mm
05.030C.04S	1180 mm	42,4 mm	2,6 mm
05.030D.04S	1180 mm	48,3 mm	2,0 mm

4 x M8 - 135°



AISI 304	H	Ø	T
05.060A.04S	1180 mm	33,7 mm	2,0 mm
05.060B.04S	1180 mm	42,4 mm	2,0 mm
05.060C.04S	1180 mm	42,4 mm	2,6 mm
05.060D.04S	1180 mm	48,3 mm	2,0 mm

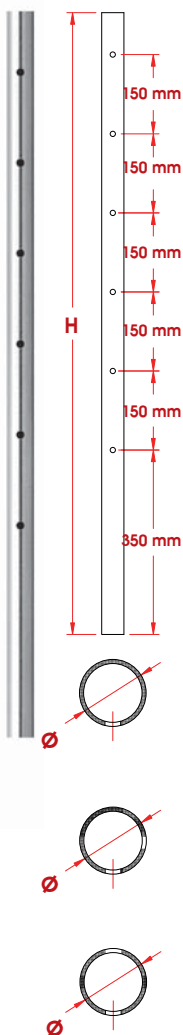
6 x M6

AISI 304	H	Ø	T
05.061A.04S	1180 mm	33,7 mm	2,0 mm
05.061B.04S	1180 mm	42,4 mm	2,0 mm
05.061C.04S	1180 mm	42,4 mm	2,6 mm
05.061D.04S	1180 mm	48,3 mm	2,0 mm

6 + 6 x M6 - 90°

AISI 304	H	Ø	T
05.062A.04S	1180 mm	33,7 mm	2,0 mm
05.062B.04S	1180 mm	42,4 mm	2,0 mm
05.062C.04S	1180 mm	42,4 mm	2,6 mm
05.062D.04S	1180 mm	48,3 mm	2,0 mm

6 + 6 x M6 - 180°



Capisaldi / Posts / Arranques / Poteaux de départ

(Completi di componenti / Accessories included / Accesorios incluidos / Complets de composants)

AISI 304	AISI 316S	H	Ø
05.080A.04S	05.080A.16S	1000 mm	33,7 mm

Caposaldo diam. 33,7x2mm H.1000mm con supporto a pavimento.
Post 33,7x2mm H.1000mm with upright clamp.
Arranque 33,7x2mm H. 1000mm con soporte a suelo.
Poteau de départ diam. 33,7x2mm H. 1000mm avec support au sol.

Tubi / Tubes / Tubos / Tubes 33,7x2mm
+ 03.040A.04S = **05.080A.04S**

AISI 304	AISI 316S	H	Ø
05.080B.04S	05.080B.16S	1000 mm	42,4 mm


Caposaldo diam. 42,4x2mm H.1000mm con supporto a pavimento.
Post 42,4x2mm H.1000mm with upright clamp.
Arranque 42,4x2mm H. 1000mm con soporte a suelo.
Poteau de départ diam. 42,4x2mm H. 1000mm avec support au sol.

Tubi / Tubes / Tubos / Tubes 42,4x2mm
+ 03.060B = **05.080B.04S / 05.080B.16S**

AISI 304	H	Ø
05.080D.04S	1000 mm	48,3 mm

Caposaldo diam. 48,3x2mm H.1000mm con supporto a pavimento.
Post 48,3x2mm H.1000mm with upright clamp.
Arranque 48,3x2mm H. 1000mm con soporte a suelo.
Poteau de départ diam. 48,3x2mm H. 1000mm avec support au sol.

Tubi / Tubes / Tubos / Tubes
48,3x2mm + 03.060D.04S = **05.080D.04S**



AISI 304	AISI 316S	H	Ø	M6
05.082A.04S	05.082A.16S	1000 mm	33,7 mm	8

Caposaldo diam. 33,7x2mm H.1000mm con supporto a pavimento.
Post 33,7x2mm H.1000mm with upright clamp.
Arranque 33,7x2mm H. 1000mm con soporte a suelo.
Poteau de départ diam. 33,7x2mm H. 1000mm avec support au sol.

Tubi / Tubes / Tubos / Tubes 33,7x2mm
+ 03.040A = **05.082A.04S / 05.082A.16S**

AISI 304	AISI 316S	H	Ø	M6
05.082B.04S	05.082B.16S	1000 mm	42,4 mm	8


Caposaldo diam. 42,4x2mm H.1000mm con supporto a pavimento.
Post 42,4x2mm H.1000mm with upright clamp.
Arranque 42,4x2mm H. 1000mm con soporte a suelo.
Poteau de départ diam. 42,4x2mm H. 1000mm avec support au sol.

Tubi / Tubes / Tubos / Tubes
42,4x2mm + 03.060B.04S = **05.082B.04S / 05.082B.16S**

AISI 304	H	Ø	M6
05.082D.04S	1000 mm	48,3 mm	8

Caposaldo diam. 48,3x2mm H.1000mm con supporto a pavimento.
Post 48,3x2mm H.1000mm with upright clamp.
Arranque 48,3x2mm H. 1000mm con soporte a suelo.
Poteau de départ diam. 48,3x2mm H. 1000mm avec support au sol.

Tubi / Tubes / Tubos / Tubes
48,3x2mm + 03.060D.04S = **05.082D.04S**



AISI 304	AISI 316S	H	Ø
05.085A.04S	05.085A.16S	1200 mm	33,7 mm

Caposaldo diam. 33,7x2mm H.1200mm con supporto a parete.
Post 33,7x2mm H.1200mm with wall support.
Arranque 33,7x2mm H. 1200mm con soporte a pared.
Poteau de départ diam. 33,7x2mm H. 1200mm avec support mural.

Tubi / Tubes / Tubos / Tubes
33,7x2mm + 01.040A.04S = **05.085A.04S**

AISI 304	AISI 316S	H	Ø
05.085B.04S	05.085B.16S	1200 mm	42,4 mm

Caposaldo diam. 42,4x2mm H.1200mm con supporto a parete.
Post 42,4x2mm H.1200mm with wall support.
Arranque 42,4x2mm H. 1200mm con soporte a pared.
Poteau de départ diam. 42,4x2mm H.1200mm avec support mural.

Tubi / Tubes / Tubos / Tubes 42,4x2mm
+ 01.040B = **05.085B.04S / 05.085B.16S**

AISI 304	H	Ø
05.085D.04S	1200 mm	48,3 mm

Caposaldo diam. 48,3x2mm H.1200mm con supporto a parete.
Post 48,3x2mm H.1200mm with wall support.
Arranque 48,3x2mm H. 1200mm con soporte a pared.
Poteau de départ diam. 48,3x2mm H. 1200mm avec support mural.

Tubi / Tubes / Tubos / Tubes 48,3x2mm
+ 01.040D.04S = **05.085D.04S**



AISI 304	AISI 316S	H	Ø	M6
05.086A.04S	05.086A.16S	1200 mm	33,7 mm	8

Caposaldo diam. 33,7x2mm H.1200mm con supporto a parete.
Post 33,7x2mm H.1200mm with wall support.
Arranque 33,7x2mm H. 1200mm con soporte a pared.
Poteau de départ diam. 33,7x2mm H. 1200mm avec support mural.

Tubi / Tubes / Tubos / Tubes 33,7x2mm
+ 01.040A.04S = **05.086A.04S**

AISI 304	AISI 316S	H	Ø	M6
05.086B.04S	05.086B.16S	1200 mm	42,4 mm	8

Caposaldo diam. 42,4x2mm H.1200mm con supporto a parete.
Post 42,4x2mm H.1200mm with wall support.
Arranque 42,4x2mm H. 1200mm con soporte a pared.
Poteau de départ diam. 42,4x2mm H.1200mm avec support mural.

Tubi / Tubes / Tubos / Tubes 42,4x2mm
+ 01.040B = **05.086B.04S / 05.086B.16S**

AISI 304	H	Ø	M6
05.086D.04S	1200 mm	48,3 mm	8

Caposaldo diam. 48,3x2mm H.1200mm con supporto a parete.
Post 48,3x2mm H.1200mm with wall support.
Arranque 48,3x2mm H. 1200mm con soporte a pared.
Poteau de départ diam. 48,3x2mm H. 1200mm avec support mural.

Tubi / Tubes / Tubos / Tubes 48,3x2mm
+ 01.040D.04S = **05.086D.04S**



Capisaldi / Posts / Arranques / Poteaux de départ

(Completi di componenti / Accessories included / Accesorios incluidos / Complets de composants)

AISI 304	AISI 316S	H	Ø
05.150A.04S	05.150A.16S	1100 mm	33,7 mm

AISI 304	AISI 316S	AISI 316M	Ø	D
05.150B.04S	05.150B.16S	05.150B.16M	42,4 mm	90 mm

AISI 304	H	Ø
05.150D.04S	1100 mm	48,3 mm

Caposaldo diam. 33,7x2mm
H.1100mm con supporto a
pavimento e 5 supporti per tondo
12mm, fisso.

Post 33,7x2mm H.1100mm with
upright clamp and 5 bar holders
for 12mm round bar, fix.

Arranque 33,7x2mm H. 1100mm
con soporte a suelo y 5 bridas
para varilla por varilla 12mm, fijo.

Poteau de départ diam. 33,7x2mm
H. 1100mm avec support au sol
et 5 supports par rond 12mm, fixe.

Tubi / Tubes / Tubos / Tubes
33,7x2mm +
01.010A. +
04.006X. +
19.002A. +
10.010A. =
05.150A.04S / 05.150A.16S

Caposaldo diam. 42,4x2mm H.1100mm
con supporto a pavimento e 5 supporti
per tondo 12mm, fisso.

Post 42,4x2mm H.1100mm with upright
clamp and 5 bar holders
for 12mm round bar, fix.

Arranque 42,4x2mm H. 1100mm
con soporte a suelo y 5 bridas
para varilla por varilla 12mm, fijo.

Poteau de départ diam. 42,4x2mm
H. 1100mm avec support au sol
et 5 supports par rond 12mm, fixe.

Tubi / Tubes / Tubos / Tubes
42,4x2mm +
01.010B. +
04.007X. +
19.005B. +
10.011B. =
05.150B.04S / 05.150B.16S / 05.150B.16M

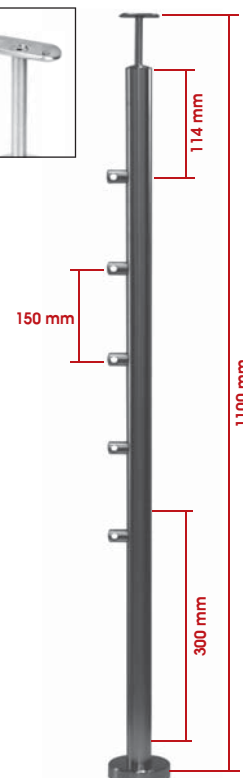
Caposaldo diam. 48,3x2mm
H.1100mm con supporto a
pavimento e 5 supporti per tondo
12mm, fisso.

Post 48,3x2mm H.1100mm with
upright clamp and 5 bar holders for
12mm round bar, fix.

Arranque 48,3x2mm H. 1100mm
con soporte a suelo y 5 bridas
para varilla por varilla 12mm, fijo.

Poteau de départ diam. 48,3x2mm
H. 1100mm avec support au sol
et 5 supports par rond 12mm, fixe.

Tubi / Tubes / Tubos / Tubes
48,3x2mm +
01.010D. +
04.008X. +
19.008D. +
10.012D. =
05.150D.04S



AISI 304	AISI 316S	H	Ø
05.151A.04S	05.151A.16S	1100 mm	33,7 mm

AISI 304	AISI 316S	AISI 316M	Ø	D
05.151B.04S	05.151B.16S	05.151B.16M	42,4 mm	90 mm

AISI 304	H	Ø
05.151D.04S	1100 mm	48,3 mm

Caposaldo diam. 33,7x2mm
H.1100mm con supporto a
pavimento e 5 supporti per tondo
12mm, regolabile.

Post 33,7x2mm H.1100mm with
upright clamp and 5 bar holders
for 12mm round bar, adjustable.

Arranque 33,7x2mm H. 1100mm
con soporte a suelo y 5 bridas
para varilla por varilla 12mm,
ajustable.

Poteau de départ diam. 33,7x2mm
H. 1100mm avec support au sol et 5
supports par rond 12mm, réglable.

Tubi / Tubes / Tubos / Tubes
33,7x2mm +
01.010A. +
04.006X. +
19.002A. +
10.070A. =
05.151A.04S / 05.151A.16S

Caposaldo diam. 42,4x2mm H.1100mm
con supporto a pavimento e 5 supporti
per tondo 12mm, regolabile.

Post 42,4x2mm H.1100mm with upright
clamp and 5 bar holders
for 12mm round bar, adjustable.

Arranque 42,4x2mm H. 1100mm
con soporte a suelo y 5 bridas
para varilla por varilla 12mm, ajustable.

Poteau de départ diam. 42,4x2mm
H. 1100mm avec support au sol et 5
supports par rond 12mm, réglable.

Tubi / Tubes / Tubos / Tubes
42,4x2mm +
01.010B. +
04.007X. +
19.005B. +
10.071B. =
05.151B.04S / 05.151B.16S / 05.151B.16M

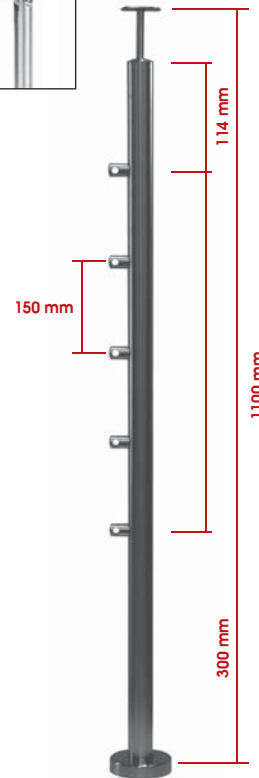
Caposaldo diam. 42,4x2mm
H.1100mm con supporto a
pavimento e 5 supporti per tondo
12mm, regolabile.

Post 42,4x2mm H.1100mm with
upright clamp and 5 bar holders
for 12mm round bar, adjustable.

Arranque 42,4x2mm H. 1100mm
con soporte a suelo y 5 bridas
para varilla por varilla 12mm,
ajustable.

Poteau de départ diam. 42,4x2mm
H. 1100mm avec support au sol et 5
supports par rond 12mm, réglable.

Tubi / Tubes / Tubos / Tubes
48,3x2mm +
01.010D. +
04.008X. +
19.008D. +
10.073D. =
05.151D.04S



Capisaldi / Posts / Arranques / Poteaux de départ

(Completi di componenti / Accessories included / Accesorios incluidos / Complets de composants)

AISI 304	AISI 316S	H	Ø
05.152A.04S	05.152A.16S	1250mm	33,7mm

AISI 304	AISI 316S	AISI 316M	Ø	D
05.152B.04S	05.152B.16S	05.152B.16M	42,4 mm	90 mm

AISI 304	H	Ø
05.152D.04S	1250mm	48,3mm

Caposaldo diam. 33,7x2mm
H.1250mm con supporto a parete
e 5 supporti per tondo 12mm, fisso.

Post 33,7x2mm H.1250mm with wall
support and 5 bar holders for 12mm
round bar, fix.

Arranque 33,7x2mm H. 1250mm
con soporte a pared y 5 bridas
para varilla por varilla 12mm, fijo.

Poteau de départ diam. 33,7x2mm
H. 1250mm avec support mural
et 5 supports par rond 12mm, fixe.

Tubi / Tubes / Tubos / Tubes
33,7x2mm +
01.040A. +
19.002A. +
15.001A. +
10.010A. =
05.152A.04S / 05.152A.16S

Caposaldo diam. 42,4x2mm H.1250mm
con supporto a parete
e 5 supporti per tondo 12mm, fisso.

Post 42,4x2mm H.1250mm with wall support
and 5 bar holders for 12mm round bar, fix.

Arranque 42,4x2mm H. 1250mm
con soporte a pared y 5 bridas
para varilla por varilla 12mm, fijo.

Poteau de départ diam. 42,4x2mm
H. 1250mm avec support mural
et 5 supports par rond 12mm, fixe.

Tubi / Tubes / Tubos / Tubes
42,4x2mm +
01.040B. +
19.005B. +
15.001B. +
10.011B. =
05.152B.04S / 05.152B.16S / 05.152B.16M


Caposaldo diam. 48,3x2mm
H.1250mm con supporto a parete
e 5 supporti per tondo 12mm, fisso.

Post 48,3x2mm H.1250mm with wall
support and 5 bar holders for 12mm
round bar, fix.

Arranque 48,3x2mm H. 1250mm
con soporte a pared y 5 bridas
para varilla por varilla 12mm, fijo.

Poteau de départ diam. 48,3x2mm
H. 1250mm avec support mural
et 5 supports par rond 12mm, fixe.

Tubi / Tubes / Tubos / Tubes
48,3x2mm +
01.040D. +
19.008D. +
15.001D. +
10.012D. =
05.152D.04S



AISI 304	AISI 316S	H	Ø
05.153A.04S	05.153A.16S	1250 mm	33,7 mm

AISI 304	AISI 316S	AISI 316M	Ø	D
05.153B.04S	05.153B.16S	05.153B.16M	42,4 mm	90 mm

AISI 304	H	Ø
05.153D.04S	1250 mm	48,3 mm

Caposaldo diam. 33,7x2mm
H.1250mm con supporto a parete
e 5 supporti per tondo 12mm,
regolabile.

Post 33,7x2mm H.1250mm with wall
support and 5 bar holders for 12mm
round bar, adjustable.

Arranque 33,7x2mm H. 1250mm
con soporte a pared y 5 bridas
para varilla por varilla 12mm,
ajustable.

Poteau de départ diam. 33,7x2mm
H. 1250mm avec support mural
et 5 supports par rond 12mm,
réglable.

Tubi / Tubes / Tubos / Tubes
33,7x2mm +
01.040A. +
19.002A. +
15.001A. +
10.070A. =
05.153A.04S / 05.153A.16S

Caposaldo diam. 42,4x2mm H.1250mm
con supporto a parete e 5 supporti per
tondo 12mm, regolabile.

Post 42,4x2mm H.1250mm with wall
support and 5 bar holders for 12mm round
bar, adjustable.

Arranque 42,4x2mm H. 1250mm con
soporte a pared y 5 bridas
para varilla por varilla 12mm, ajustable.

Poteau de départ diam. 42,4x2mm
H. 1250mm avec support mural
et 5 supports par rond 12mm, réglable.

Tubi / Tubes / Tubos / Tubes
42,4x2mm +
01.040B. +
19.005B. +
15.001B. +
10.071B. =
05.153B.04S / 05.153B.16S / 05.153B.16M


Caposaldo diam. 48,3x2mm
H.1250mm con supporto a parete
e 5 supporti per tondo 12mm,
regolabile.

Post 48,3x2mm H.1250mm with wall
support and 5 bar holders for 12mm
round bar, adjustable.

Arranque 48,3x2mm H. 1250mm
con soporte a pared y 5 bridas
para varilla por varilla 12mm,
ajustable.

Poteau de départ diam. 48,3x2mm
H. 1250mm avec support mural
et 5 supports par rond 12mm,
réglable.

Tubi / Tubes / Tubos / Tubes
48,3x2mm +
01.040D. +
19.008D. +
15.001D. +
10.073D. =
05.153D.04S



Capisaldi / Posts / Arranques / Poteaux de départ

(Completi di componenti / Accessories included / Accesorios incluidos / Complets de composants)

AISI 304	AISI 316S	H	Ø
05.154A.04S	05.154A.16S	1000 mm	33,7 mm

AISI 304	AISI 316S	H	Ø
05.154B.04S	05.154B.16S	1000 mm	42,4 mm

AISI 304	H	Ø
05.154D.04S	1100 mm	48,3 mm

Caposaldo diam. 33,7x2mm H.1100mm con supporto a pavimento e 5 supporti per tondo 10mm, fisso.

Post 33,7x2mm H.1100mm with upright clamp and 5 bar holders for 10mm round bar, fix.

Arranque 33,7x2mm H. 1100mm con soporte a suelo y 5 bridas para varilla por varilla 10mm, fijo.

Poteau de départ diam. 33,7x2mm H. 1100mm avec support au sol et 5 supports par rond 10mm, fixe.

Tubi / Tubes / Tubos / Tubes 33,7x2mm + 01.010A.04S + 04.006X.04S + 19.001A.04S + 10.010A.04S = **05.154A.04S**

Caposaldo diam. 42,4x2mm H.1100mm con supporto a pavimento e 5 supporti per tondo 10mm, fisso.

Post 42,4x2mm H.1100mm with upright clamp and 5 bar holders for 10mm round bar, fix.

Arranque 42,4x2mm H. 1100mm con soporte a suelo y 5 bridas para varilla por varilla 10mm, fijo.

Poteau de départ diam. 42,4x2mm H. 1100mm avec support au sol et 5 supports par rond 10mm, fixe.

Tubi / Tubes / Tubos / Tubes 42,4x2mm + 01.010B.04S + 04.007X.04S + 19.004B.04S + 10.011B.04S = **05.154B.04S**


Caposaldo diam. 48,3x2mm H.1100mm con supporto a pavimento e 5 supporti per tondo 10mm, fisso.

Post 48,3x2mm H.1100mm with upright clamp and 5 bar holders for 10mm round bar, fix.

Arranque 48,3x2mm H. 1100mm con soporte a suelo y 5 bridas para varilla por varilla 10mm, fijo.

Poteau de départ diam. 48,3x2mm H. 1100mm avec support au sol et 5 supports par rond 10mm, fixe.

Tubi / Tubes / Tubos / Tubes 48,3x2mm + 01.010D.04S + 04.008X.04S + 19.007D.04S + 10.012D.04S = **05.154D.04S**



AISI 304	AISI 316S	H	Ø
05.155A.04S	05.155A.16S	1100 mm	90 mm

AISI 304	AISI 316S	H	Ø
05.155B.04S	05.155B.16S	1100 mm	42,4 mm

AISI 304	H	Ø
05.155D.04S	1100 mm	48,3 mm

Caposaldo diam. 33,7x2mm H.1100mm con supporto a pavimento e 5 supporti per tondo 10mm, regolabile.

Post 33,7x2mm H.1100mm with upright clamp and 5 bar holders for 10mm round bar, adjustable.

Arranque 33,7x2mm H. 1100mm con soporte a suelo y 5 bridas para varilla por varilla 10mm, ajustable.

Poteau de départ diam. 33,7x2mm H. 1100mm avec support au sol et 5 supports par rond 10mm, réglable.

Tubi / Tubes / Tubos / Tubes 33,7x2mm + 01.010A. + 04.006X. + 19.001A. + 10.070A. = **05.155A.04S / 05.155A.16S**

Caposaldo diam. 42,4x2mm H.1100mm con supporto a pavimento e 5 supporti per tondo 10mm, regolabile.

Post 42,4x2mm H.1100mm with upright clamp and 5 bar holders for 10mm round bar, adjustable.

Arranque 42,4x2mm H. 1100mm con soporte a suelo y 5 bridas para varilla por varilla 10mm, ajustable.

Poteau de départ diam. 42,4x2mm H. 1100mm avec support au sol et 5 supports par rond 10mm, réglable.

Tubi / Tubes / Tubos / Tubes 42,4x2mm + 01.010B. + 04.007X. + 19.004B. + 10.071B. = **05.155B.04S / 05.155B.16S**

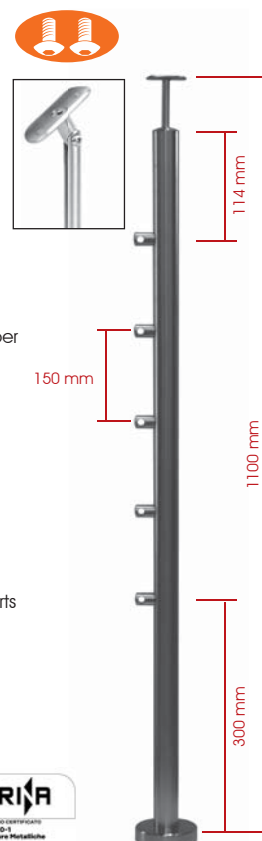
Caposaldo diam. 42,4x2mm H.1100mm con supporto a pavimento e 5 supporti per tondo 10mm, regolabile.

Post 42,4x2mm H.1100mm with upright clamp and 5 bar holders for 10mm round bar, adjustable.

Arranque 42,4x2mm H. 1100mm con soporte a suelo y 5 bridas para varilla por varilla 10mm, ajustable.

Poteau de départ diam. 42,4x2mm H. 1100mm avec support au sol et 5 supports par rond 10mm, réglable.

Tubi / Tubes / Tubos / Tubes 48,3x2mm + 01.010D.04S + 04.008X.04S + 19.007D.04S + 10.073D.04S = **05.155D.04S**



Capisaldi / Posts / Arranques / Poteaux de départ

(Completi di componenti / Accessories included / Accesorios incluidos / Complets de composants)

AISI 304	AISI 316S	H	Ø
05.156A.04S	05.156A.16S	1250 mm	33,7 mm

AISI 304	AISI 316S	H	Ø
05.156B.04S	05.156B.16S	1250 mm	42,4 mm

AISI 304	H	Ø
05.156D.04S	1250 mm	48,3 mm

Caposaldo diam. 33,7x2mm H.1250mm
con supporto a parete
e 5 supporti per tondo 10mm, fisso.

Post 33,7x2mm H.1250mm with wall support
and 5 bar holders for 10mm round bar, fix.

Arranque 33,7x2mm H. 1250mm
con soporte a pared y 5 bridas
para varilla por varilla 10mm, fijo.

Poteau de départ diam. 33,7x2mm
H. 1250mm avec support mural
et 5 supports par rond 10mm, fixe.

Tubi / Tubes / Tubos / Tubes 33,7x2mm +
01.040A. +
19.001A. +
15.001A. +
10.010A. =
05.156A.04S / 05.156A.16S

Caposaldo diam. 42,4x2mm H.1250mm
con supporto a parete
e 5 supporti per tondo 10mm, fisso.

Post 42,4x2mm H.1250mm with wall support
and 5 bar holders for 10mm round bar, fix.

Arranque 42,4x2mm H. 1250mm
con soporte a pared y 5 bridas
para varilla por varilla 10mm, fijo.

Poteau de départ diam. 42,4x2mm
H. 1250mm avec support mural
et 5 supports par rond 10mm, fixe.

Tubi / Tubes / Tubos / Tubes 42,4x2mm +
01.040B. +
19.004B. +
15.001B. +
10.011B. =
05.156B.04S / 05.156B.16S


Caposaldo diam. 48,3x2mm H.1250mm
con supporto a parete
e 5 supporti per tondo 10mm, fisso.

Post 48,3x2mm H.1250mm with wall support
and 5 bar holders for 10mm round bar, fix.

Arranque 48,3x2mm H. 1250mm
con soporte a pared y 5 bridas
para varilla por varilla 10mm, fijo.

Poteau de départ diam. 48,3x2mm
H. 1250mm avec support mural
et 5 supports par rond 10mm, fixe.

Tubi / Tubes / Tubos / Tubes 48,3x2mm +
01.040D.04S +
19.007D.04S +
15.001D.04S +
10.012D.04S =
05.156D.04S



AISI 304	AISI 316S	H	Ø
05.157A.04S	05.157A.16S	1250 mm	33,7 mm

AISI 304	AISI 316S	H	Ø
05.157B.04S	05.157B.16S	1250 mm	42,4 mm

AISI 304	H	Ø
05.157D.04S	1250 mm	48,3 mm

Caposaldo diam. 33,7x2mm H.1250mm
con supporto a parete e 5 supporti per
tondo 10mm, regolabile.

Post 33,7x2mm H.1250mm with wall
support and 5 bar holders for 10mm round
bar, adjustable.

Arranque 33,7x2mm H. 1250mm con
soporte a pared y 5 bridas
para varilla por varilla 10mm, ajustable.

Poteau de départ diam. 33,7x2mm
H. 1250mm avec support mural
et 5 supports par rond 10mm, réglable.

Tubi / Tubes / Tubos / Tubes 33,7x2mm +
01.040A. +
19.001A. +
15.001A. +
10.070A. =
05.157A.04S / 05.157A.16S

Caposaldo diam. 42,4x2mm H.1250mm
con supporto a parete e 5 supporti per
tondo 10mm, regolabile.

Post 42,4x2mm H.1250mm with wall
support and 5 bar holders for 10mm round
bar, adjustable.

Arranque 42,4x2mm H. 1250mm con
soporte a pared y 5 bridas
para varilla por varilla 10mm, ajustable.

Poteau de départ diam. 42,4x2mm
H. 1250mm avec support mural
et 5 supports par rond 10mm, réglable.

Tubi / Tubes / Tubos / Tubes 42,4x2mm +
01.040B. +
19.004B. +
15.001B. +
10.071B. =
05.157B.04S / 05.157B.16S

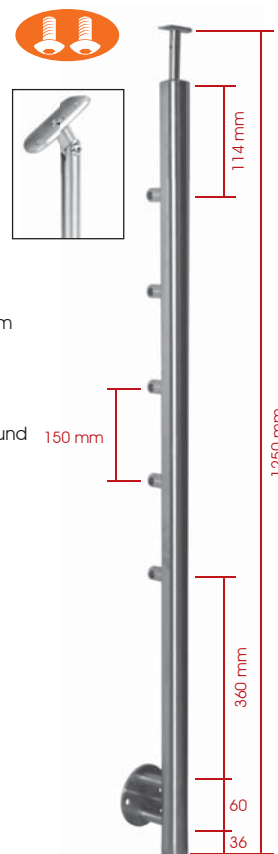
Caposaldo diam. 48,3x2mm H.1250mm
con supporto a parete e 5 supporti per
tondo 10mm, regolabile.

Post 48,3x2mm H.1250mm with wall
support and 5 bar holders for 10mm round
bar, adjustable.

Arranque 48,3x2mm H. 1250mm con
soporte a pared y 5 bridas
para varilla por varilla 10mm, ajustable.

Poteau de départ diam. 48,3x2mm
H. 1250mm avec support mural
et 5 supports par rond 10mm, réglable.

Tubi / Tubes / Tubos / Tubes 48,3x2mm +
01.040D.04S +
19.007D.04S +
15.001D.04S +
10.073D.04S =
05.157D.04S





Inviaci le foto delle tue realizzazioni in acciaio inox e le pubblicheremo nel nuovo catalogo.
Send us the pictures of your works in stainless steel and they will be included in the next catalogue.
Envíanos las fotos de tus obras en acero inoxidable y la publicaremos en el nuevo catalogo.
Envoyez-nous les photos de vos créations en acier inoxydable et nous les publierons dans le nouveau catalogue.

Capisaldi / Posts / Arranques / Poteaux de départ

(Completi di componenti / Accessories included / Accesorios incluidos / Complets de composants)

AISI 304	AISI 316S	AISI 316M	H	Ø
05.160B.04S	05.160B.16S	05.160B.16M	1100 mm	42,4 mm

AISI 304	H	Ø
05.160D.04S	1100 mm	48,3 mm

Caposaldo diam. 42,4x2mm H.1100mm con supporto a pavimento e 2 pinze.

Post 42,4x2mm H.1100mm with upright clamp and 2 glass clip.

Arranque 42,4x2mm H. 1100mm con soporte a suelo y 2 pinzas.

Poteau de départ diam. 42,4x2mm H. 1100mm avec support au sol et 2 pinces pour verre.

Tubi / Tubes / Tubos / Tubes 42,4x2mm +
01.010B +
04.012X +
10.011B +
23.030B +
25.020R.10 =
05.160B.04S / 05.160B.16S / 05.160B.16M

Caposaldo diam. 48,3x2mm H.1100mm con supporto a pavimento e 2 pinze.


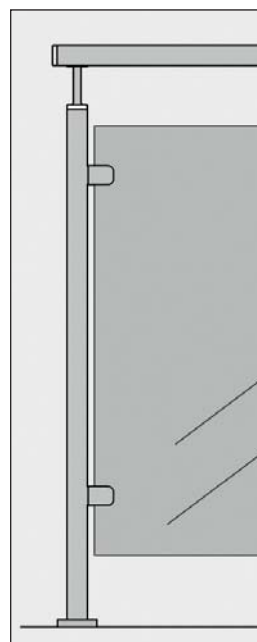
Post 48,3x2mm H.1100mm with upright clamp and 2 glass clip.

Arranque 48,3x2mm H. 1100mm con soporte a suelo y 2 pinzas.

Poteau de départ diam. 48,3x2mm H. 1100mm avec support au sol et 2 pinces pour verre.

Tubi / Tubes / Tubos / Tubes 48,3x2mm +
01.010D +
04.013X +
10.012D +
24.030D +
25.020R.10 =
05.160D.04S

Specificare il verso destro o sinistro delle pinze.
Specify if right or left side of the clamps.
Especificar la dirección derecha o izquierda de las pinzas.
Spécifier la direction droite ou gauche des pinces.



AISI 304	AISI 316S	AISI 316M	H	Ø
05.161B.04S	05.161B.16S	05.161B.16M	1100 mm	42,4 mm

AISI 304	H	Ø
05.161D.04S	1100 mm	48,3 mm

Caposaldo diam. 42,4x2mm H.1100mm con supporto a pavimento e 4 pinze.

Post 42,4x2mm H.1100mm with upright clamp and 4 glass clip.

Arranque 42,4x2mm H. 1100mm con soporte a suelo y 4 pinzas.

Poteau de départ diam. 42,4x2mm H. 1100mm avec support au sol et 4 pinces pour verre.

Tubi / Tubes / Tubos / Tubes 42,4x2mm +
01.010B +
04.012X +
10.011B +
23.030B +
25.020R.10 =
05.161B.04S / 05.161B.16S / 05.161B.16M


Caposaldo diam. 48,3x2mm H.1100mm con supporto a pavimento e 4 pinze.

Post 48,3x2mm H.1100mm with upright clamp and 4 glass clip.

Arranque 48,3x2mm H. 1100mm con soporte a suelo y 4 pinzas.

Poteau de départ diam. 48,3x2mm H. 1100mm avec support au sol et 4 pinces pour verre.

Tubi / Tubes / Tubos / Tubes 48,3x2mm +
01.010D +
04.013X +
10.012D +
24.030D +
25.020R.10 =
05.161D.04S



Capisaldi / Posts / Arranques / Poteaux de départ

(Completi di componenti / Accessories included / Accesorios incluidos / Complets de composants)

AISI 304	AISI 316S	AISI 316M	H	Ø
05.162B.04S	05.162B.16M	05.162B.16M	1100 mm	42,4 mm

AISI 304	H	Ø
05.162D.04S	1100 mm	48,3 mm

Caposaldo diam. 42,4x2mm H.1100mm con supporto a pavimento e 4 pinze.

Post 42,4x2mm H.1100mm with upright clamp and 4 glass clip.

Arranque 42,4x2mm H. 1100mm con soporte a suelo y 4 pinzas.

Poteau de départ diam. 42,4x2mm H. 1100mm avec support au sol et 4 pinces pour verre.

Tubi / Tubes / Tubos / Tubes 42,4x2mm +
01.010B +
04.012X +
10.040B +
23.030B +
25.020R.10 =
05.162B.04S / 05.160B.16S / 05.160B.16M



Caposaldo diam. 48,3x2mm H.1100mm con supporto a pavimento e 4 pinze.

Post 48,3x2mm H.1100mm with upright clamp and 4 glass clip.

Arranque 48,3x2mm H. 1100mm con soporte a suelo y 4 pinzas.

Poteau de départ diam. 48,3x2mm H. 1100mm avec support au sol et 4 pinces pour verre.

Tubi / Tubes / Tubos / Tubes 48,3x2mm +
01.010D +
04.013X +
10.041D +
24.030D +
25.020R.10 =
05.162D.04S



Capisaldi / Posts / Arranques / Poteaux de départ

(Completi di componenti / Accessories included / Accesorios incluidos / Complets de composants)

AISI 304	AISI 316S	H	Ø
05.170B.04S	05.170B.16S	1280 mm	42,4 mm

AISI 316M	H	Ø
05.170B.16M	1280 mm	42,4 mm


Caposaldo diam. 42,4x2mm H.1280mm con supporto a parete e 2 pinze.

Post 42,4x2mm H.1280mm with wall support and 2 glass clip.

Arranque 42,4x2mm H. 1280mm con soporte a pared y 2 pinzas.

Poteau de départ diam. 42,4x2mm H. 1280mm avec support mural et 2 pinces pour verre.

Tubi / Tubes / Tubos / Tubes 42,4x2mm +
01.040B +
15.001B +
10.011B +
23.030B +
25.020R.10 =
05.170B.04S / 05.170B.16S / 05.170B.16M



Specificare il verso destro o sinistro delle pinze.
Specify if right or left side of the clamps.
Especificar la dirección derecha o izquierda de las pinzas.
Spécifier la direction droite ou gauche des pinces.

AISI 304	AISI 316S	H	Ø
05.171B.04S	05.171B.16S	1280 mm	42,4 mm

AISI 316M	H	Ø
05.171B.16M	1280 mm	42,4 mm

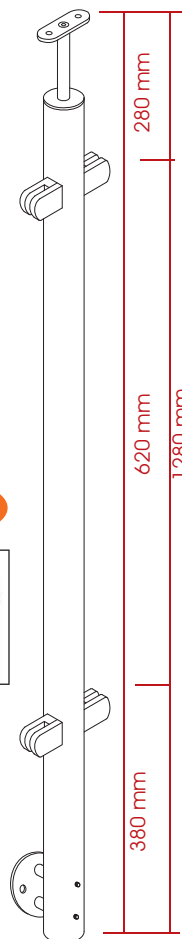
Caposaldo diam. 42,4x2mm H.1280mm con supporto a parete e 4 pinze.

Post 42,4x2mm H.1280mm with wall support and 4 glass clip.

Arranque 42,4x2mm H. 1280mm con soporte a pared y 4 pinzas.

Poteau de départ diam. 42,4x2mm H. 1280mm avec support mural et 4 pinces pour verre.

Tubi / Tubes / Tubos / Tubes 42,4x2mm +
01.040B +
15.001B +
10.011B +
23.030B +
25.020R.10 =
05.171B.04S / 05.171B.16S / 05.171B.16M



AISI 304	AISI 316S	H	Ø
05.175B.04S	05.175B.16S	1280 mm	42,4 mm

AISI 316M	H	Ø
05.175B.16M	1280 mm	42,4 mm

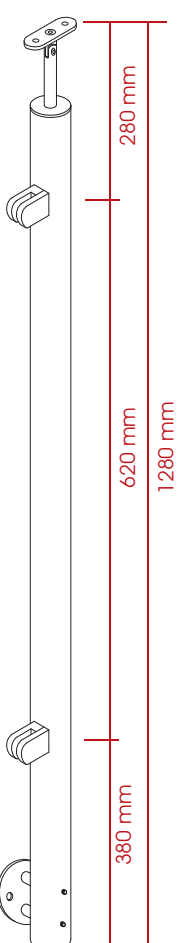
Caposaldo diam. 42,4x2mm H.1280mm con supporto a parete e 2 pinze. Regolabile.

Post 42,4x2mm H.1280mm with wall support and 2 glass clip. Adjustable.

Arranque 42,4x2mm H. 1280mm con soporte a pared y 2 pinzas. Ajustable.

Poteau de départ diam. 42,4x2mm H. 1280mm avec support mural et 2 pinces pour verre. Réglable.

Tubi / Tubes / Tubos / Tubes 42,4x2mm +
01.040B +
15.001B +
10.011B +
23.030B +
25.020R.10 =
05.175B.04S / 05.175B.16S / 05.175B.16M



Specificare il verso destro o sinistro delle pinze.
Specify if right or left side of the clamps.
Especificar la dirección derecha o izquierda de las pinzas.
Spécifier la direction droite ou gauche des pinces.

AISI 304	AISI 316S	H	Ø
05.176B.04S	05.176B.16S	1280 mm	42,4 mm

AISI 316M	H	Ø
05.176B.16M	1280 mm	42,4 mm

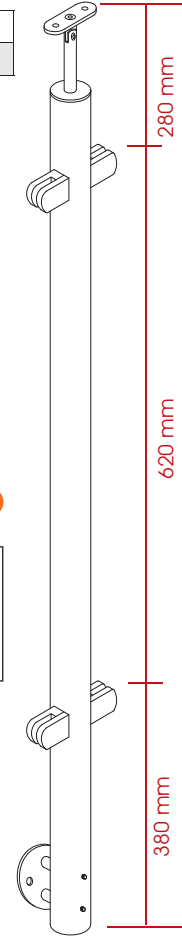
Caposaldo diam. 42,4x2mm H.1280mm con supporto a parete e 4 pinze. Regolabile.

Post 42,4x2mm H.1280mm with wall support and 4 glass clip. Adjustable.

Arranque 42,4x2mm H. 1280mm con soporte a pared y 4 pinzas. Ajustable.

Poteau de départ diam. 42,4x2mm H. 1280mm avec support mural et 4 pinces pour verre. Réglable.

Tubi / Tubes / Tubos / Tubes 42,4x2mm +
01.040B +
15.001B +
10.011B +
23.030B +
25.020R.10 =
05.176B.04S / 05.176B.16S / 05.176B.16M



Capisaldi / Posts / Arranques / Poteaux de départ

(Completi di componenti / Accessories included / Accesorios incluidos / Complets de composants)

AISI 304	H	Ø
05.170D.04S	1280 mm	48,3 mm

Caposaldo diam. 48,3x2mm H.1280mm con supporto a parete e 2 pinze.

Post 48,3x2mm H.1280mm with wall support and 2 glass clip.

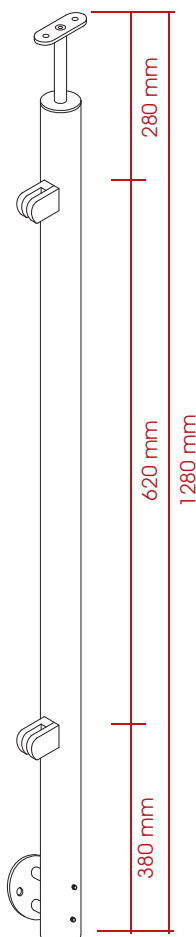
Arranque 48,3x2mm H. 1280mm con soporte a pared y 2 pinzas.

Poteau de départ diam. 48,3x2mm H. 1280mm avec support mural et 2 pinces pour verre.

Tubi / Tubes / Tubos / Tubes 48,3x2mm +
01.040D.04S +
15.001D.04S +
10.012D.04S +
24.030D.ZZS +
25.020R.10 =
05.170D.04S



Specificare il verso destro o sinistro delle pinze.
Specify if right or left side of the clamps.
Especificar la dirección derecha o izquierda de las pinzas.
Spécifier la direction droite ou gauche des pinces.



AISI 304	H	Ø
05.171D.04S	1280 mm	48,3 mm

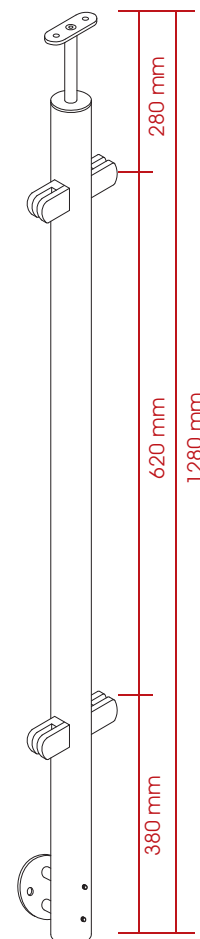
Caposaldo diam. 48,3x2mm H.1280mm con supporto a parete e 4 pinze.

Post 48,3x2mm H.1280mm with wall support and 4 glass clip.

Arranque 48,3x2mm H. 1280mm con soporte a pared y 4 pinzas.

Poteau de départ diam. 48,3x2mm H. 1280mm avec support mural et 4 pinces pour verre.

Tubi / Tubes / Tubos / Tubes 48,3x2mm +
01.040D.04S +
15.001D.04S +
10.012D.04S +
24.030D.ZZS +
25.020R.10 =
05.171D.04S



AISI 304	H	Ø
05.175D.04S	1280 mm	48,3 mm

Caposaldo diam. 48,3x2mm H.1280mm con supporto a parete e 2 pinze. Regolabile.

Post 48,3x2mm H.1280mm with wall support and 2 glass clip. Adjustable.

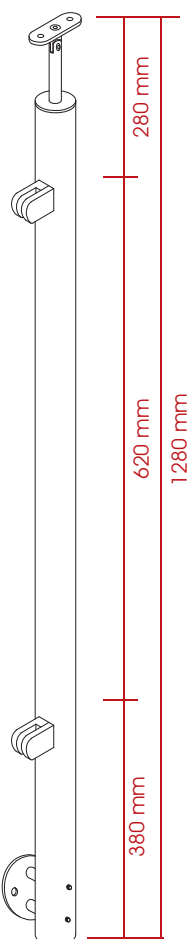
Arranque 48,3x2mm H. 1280mm con soporte a pared y 2 pinzas. Ajustable.

Poteau de départ diam. 48,3x2mm H. 1280mm avec support mural et 2 pinces pour verre. Réglable.

Tubi / Tubes / Tubos / Tubes 48,3x2mm +
01.040D.04S +
15.001D.04S +
10.073D.04S +
24.030D.ZZS +
25.020R.10 =
05.175D.04S



Specificare il verso destro o sinistro delle pinze.
Specify if right or left side of the clamps.
Especificar la dirección derecha o izquierda de las pinzas.
Spécifier la direction droite ou gauche des pinces.



AISI 304	H	Ø
05.176D.04S	1280 mm	48,3 mm


Caposaldo diam. 48,3x2mm H.1280mm con supporto a parete e 4 pinze. Regolabile.



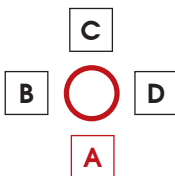

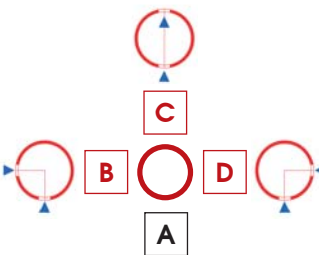































































Post 48,3x2mm H.1280mm with wall support and 4 glass clip. Adjustable.

Arranque 48,3x2mm H. 1280mm con soporte a pared y 4 pinzas. Ajustable.

Poteau de départ diam. 48,3x2mm H. 1280mm avec support mural et 4 pinces pour verre. Réglable.

Tubi / Tubes / Tubos / Tubes 48,3x2mm +
01.040D.04S +
15.001D.04S +
10.073D.04S +
24.030D.ZZS +
25.020R.10 =
05.176D.04S



	<div style="display: flex; justify-content: space-between;"> <div style="width: 45%;"> <p>Cliente</p> <hr/> <p>Note</p> </div> <div style="width: 45%;"> <p>Data-Timbro-Firma</p> </div> </div>																					
1	<p>Quantità: PZ. N°</p>																					
3	<p>Tipo di superficie: <input type="checkbox"/> Satinata <input type="checkbox"/> Lucida</p>																					
4	<p>Tipo di materiale: <input type="checkbox"/> AISI 304 <input type="checkbox"/> AISI 316</p>																					
2	<p>Lunghezza piantone realizzabile fino a : 1500 mm</p> <div style="display: flex; align-items: center;"> <div style="border: 1px solid red; width: 100px; height: 20px; margin-right: 5px;"></div>  </div>																					
5	<p>Diametro tubo: <input type="checkbox"/> Ø 33,7 x 2 mm <input type="checkbox"/> Ø 42,4 x 2 mm <input type="checkbox"/> Ø 48,3 x 2 mm <input type="checkbox"/> □ 40 x 40 x 2 mm</p>																					
<p>6 Caratteristiche del lato - A Caposaldo forato solo da un lato</p> <div style="text-align: center;">  </div> <p>H1 da inizio tubo a primo foro</p> <div style="border: 1px solid red; width: 100px; height: 20px; margin-bottom: 5px;"></div> <p>H1 mm</p> <p style="text-align: center;">X</p> <p>Numero dei fori e interasse (X) da centro foro a centro foro</p> <table border="1" style="width: 100%; border-collapse: collapse;"> <tr> <td style="width: 50%;">N° fori</td> <td style="width: 50%;">DX</td> </tr> <tr> <td></td> <td>SX</td> </tr> <tr> <td>t10 t12 t14</td> <td>M6 M8</td> </tr> </table> <div style="border: 1px solid red; width: 100px; height: 20px; margin-top: 5px;"></div> <p>X..... mm</p> 	N° fori	DX		SX	t10 t12 t14	M6 M8	<p>7 Caratteristiche degli altri lati - Caposaldo con fori supplementari nei lati: B 90° - C 180° - D 270°</p> <div style="text-align: center;">  </div> <p>In quale lato?</p> <p>H2 da inizio tubo a primo foro</p> <div style="border: 1px solid red; width: 100px; height: 20px; margin-bottom: 5px;"></div> <p>H2 mm</p> <p style="text-align: center;">X</p> <p>Numero dei fori e interasse (X) da centro foro a centro foro</p> <table border="1" style="width: 100%; border-collapse: collapse;"> <tr> <td style="width: 50%;">N° fori</td> <td style="width: 50%;">DX</td> </tr> <tr> <td></td> <td>SX</td> </tr> <tr> <td>t10 t12 t14</td> <td>M6 M8</td> </tr> </table> <div style="border: 1px solid red; width: 100px; height: 20px; margin-top: 5px;"></div> <p>X..... mm</p> 	N° fori	DX		SX	t10 t12 t14	M6 M8	<p>8 Foratura per fissaggio a parete Art. serie 01.040</p> <div style="text-align: center;">  <p>In quale lato?</p> </div> <p>H4 da fine tubo a centro foro per fissaggio a parete</p> <div style="border: 1px solid red; width: 100px; height: 20px; margin-bottom: 5px;"></div> <p>H4 mm</p> 								
N° fori	DX																					
	SX																					
t10 t12 t14	M6 M8																					
N° fori	DX																					
	SX																					
t10 t12 t14	M6 M8																					
<p>9 Sostegni per barre Ø</p> <p>Spessore vetro</p> <table style="width: 100%;"> <tr> <td style="width: 50%; text-align: center;"> <input type="checkbox"/>  </td> <td style="width: 50%; text-align: center;"> <input type="checkbox"/>  </td> </tr> <tr> <td style="width: 33%; text-align: center;"> <input type="checkbox"/>  </td> <td style="width: 33%; text-align: center;"> <input type="checkbox"/>  </td> <td style="width: 33%; text-align: center;"> <input type="checkbox"/>  </td> </tr> </table>		<input type="checkbox"/> 	<input type="checkbox"/> 	<input type="checkbox"/> 	<input type="checkbox"/> 	<input type="checkbox"/> 																
<input type="checkbox"/> 	<input type="checkbox"/> 																					
<input type="checkbox"/> 	<input type="checkbox"/> 	<input type="checkbox"/> 																				
10	<table style="width: 100%;"> <tr> <td style="width: 12.5%; text-align: center;"> <input type="checkbox"/> 01.040  </td> <td style="width: 12.5%; text-align: center;"> <input type="checkbox"/>  </td> <td style="width: 12.5%; text-align: center;"> <input type="checkbox"/>  </td> <td style="width: 12.5%; text-align: center;"> <input type="checkbox"/>  </td> <td style="width: 12.5%; text-align: center;"> <input type="checkbox"/>  </td> <td style="width: 12.5%; text-align: center;"> <input type="checkbox"/>  </td> <td style="width: 12.5%; text-align: center;"> <input type="checkbox"/>  </td> </tr> <tr> <td style="width: 12.5%; text-align: center;"> <input type="checkbox"/>  </td> <td style="width: 12.5%; text-align: center;"> <input type="checkbox"/>  </td> <td style="width: 12.5%; text-align: center;"> <input type="checkbox"/>  </td> <td style="width: 12.5%; text-align: center;"> <input type="checkbox"/>  </td> <td style="width: 12.5%; text-align: center;"> <input type="checkbox"/>  </td> <td style="width: 12.5%; text-align: center;"> <input type="checkbox"/>  </td> <td style="width: 12.5%; text-align: center;"> <input type="checkbox"/>  </td> <td style="width: 12.5%; text-align: center;"> <input type="checkbox"/>  </td> </tr> </table>							<input type="checkbox"/> 01.040 	<input type="checkbox"/> 	<input type="checkbox"/> 	<input type="checkbox"/> 	<input type="checkbox"/> 	<input type="checkbox"/> 	<input type="checkbox"/> 	<input type="checkbox"/> 	<input type="checkbox"/> 	<input type="checkbox"/> 	<input type="checkbox"/> 	<input type="checkbox"/> 	<input type="checkbox"/> 	<input type="checkbox"/> 	<input type="checkbox"/> 
<input type="checkbox"/> 01.040 	<input type="checkbox"/> 	<input type="checkbox"/> 	<input type="checkbox"/> 	<input type="checkbox"/> 	<input type="checkbox"/> 	<input type="checkbox"/> 																
<input type="checkbox"/> 	<input type="checkbox"/> 	<input type="checkbox"/> 	<input type="checkbox"/> 	<input type="checkbox"/> 	<input type="checkbox"/> 	<input type="checkbox"/> 	<input type="checkbox"/> 															



Customer

Date-Stamp-Signature

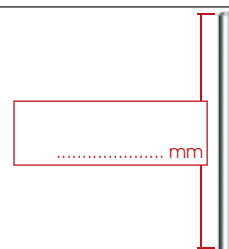
Note

1 Pcs. N°

3 Type of finishing: ☐ Satin ☐ Mirror

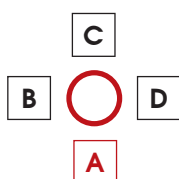
4 Type of material: ☐ AISI 304 ☐ AISI 316

2 Length post
length up to: 1.500 mm

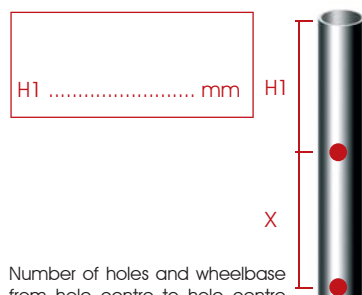


5 Diameter tube: ☐ Ø 33,7 x 2 mm ☐ Ø 42,4 x 2 mm ☐ Ø 48,3 x 2 mm ☐ □ 40 x 40 x 2 mm

6 Specifications of A side
One-side holed posts



H1 from start to hole centre



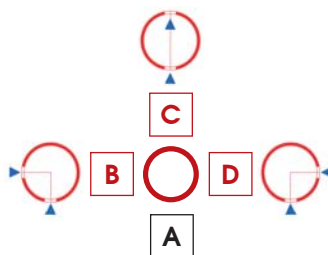
Number of holes and wheelbase
from hole centre to hole centre
(centre distance)

N° hole	DX
	SX
t10 t12 t14	M6 M8

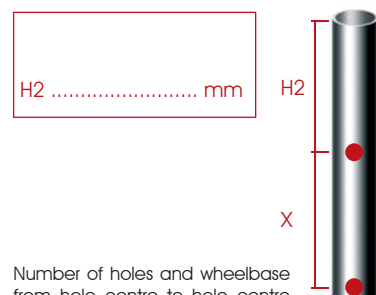
X..... mm



7 Specifications of the other side - Posts with
additional holes: B 90° - C 180° - D 270°



H2 from start to hole centre



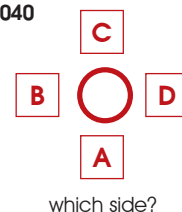
Number of holes and wheelbase
from hole centre to hole centre
(centre distance)

N° hole	DX
	SX
t10 t12 t14	M6 M8

X..... mm




8 Holes for wall
support series 01.040



which side?


H4 from end to hole centre for
wall support

H4 mm



9 Bar holders Ø.....

Glass thickness.....



10 ☐ 01.040

☐ 01.041

☐ 01.042



☐



☐



☐



☐



☐



☐



☐



☐




☐



☐



☐



☐



☐



☐



Para ordenar los tubos perforados a medida usted puede fotocopiar y completar este formulario y enviarlo por fax.



Cientes

Fecha-Sello-Firma


Anotaciones

1 PZ. N°

3 Tipo de acabado: ☐ Satinado ☐ Brillante

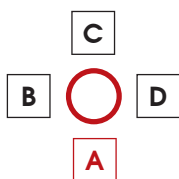
4 Calidad de acero: ☐ AISI 304 ☐ AISI 316

2 Longitud de arranque
alcanzables hasta :
1500 mm



5 Diametro del tubo: ☐ Ø 33,7 x 2 mm ☐ Ø 42,4 x 2 mm ☐ Ø 48,3 x 2 mm ☐ □ 40 x 40 x 2 mm

6 Especificaciones de un lado - A
Uno del lado de los mensajes
escondidos




H1 desde el principio del tubo
hasta el centro del agujero

H1 mm

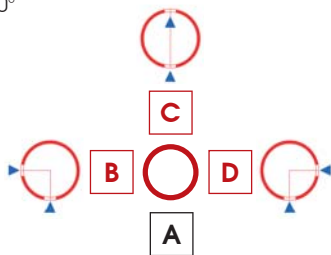
Numero de los agujeros y la
distancia entre centros de los
agujeros (X)

N° agujeros	DX
	SX
t10 t12 t14	M6 M8

X..... mm



7 Especificaciones de la otra parte -
Mensajes con agujeros: B 90° - C
180° - D 270°



H2 desde el principio del tubo
hasta el centro del agujero


H2 mm

Numero de los agujeros y la
distancia entre centros de los
agujeros (X)

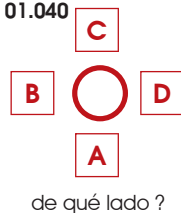
N° agujeros	DX
	SX
t10 t12 t14	M6 M8

X..... mm

de qué lado ?




8 Los agujeros para las series
de soporte de pared: 01.040



de qué lado ?


H4 de un extremo al centro
del agujero para el soporte de
pared

H4 mm



9 Bridas para varillas Ø.....

Espesor del vidrio.....



10 ☐ 01.040

☐ 01.041

☐ 01.042



☐

☐

☐

☐

☐

☐



☐

☐

☐

☐

☐

☐

☐

☐





Clients

Date-Timbre-Signature

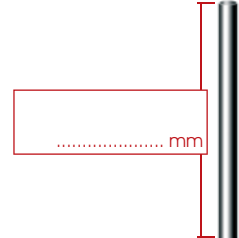
Note

1 Montant Pcs. N°

3 Type de finition: ☐ Satin ☐ Finition Brillant

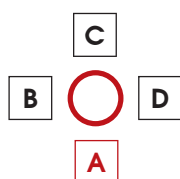
4 Type acier: ☐ AISI 304 ☐ AISI 316

2 Longueur de poteau réalisable jusqu'au: 1500 mm



5 Diamètre de tube: ☐ Ø 33,7 x 2 mm ☐ Ø 42,4 x 2 mm ☐ Ø 48,3 x 2 mm ☐ □ 40 x 40 x 2 mm

6 Caractéristiques du cote A poteau percé d'un seul côté



H1 de la fin du tube à centre trou

H1 mm

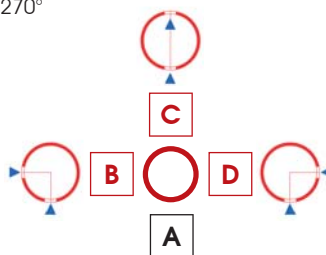


Nombre de trous et entr'axe centre trou à centre trou (distance entre les centres)

N° trous ☐ DX ☐ SX
t10 t12 t14 M6 M8

X..... mm

7 Caractéristiques des autres cotes - poteau avec trous supplémentaires: B 90° - C 180° - D 270°



H2 de la fin du tube à centre trou

H2 mm

quel côté?

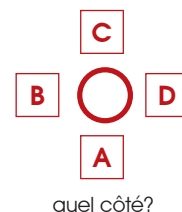


Nombre de trous et entr'axe centre trou à centre trou (distance entre les centres)

N° trous ☐ DX ☐ SX
t10 t12 t14 M6 M8

X..... mm


8 Trous pour fixation murale Art. 01.040



quel côté?


H4 Du bord du tube au centre du trou pour fixation murale

H4 mm



9 Supports pour barres Ø.....

Épaisseur du verre.....



10 ☐ 01.040 ☐


☐ 01.041 ☐

☐ 01.042 ☐




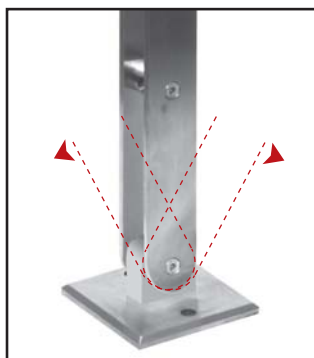
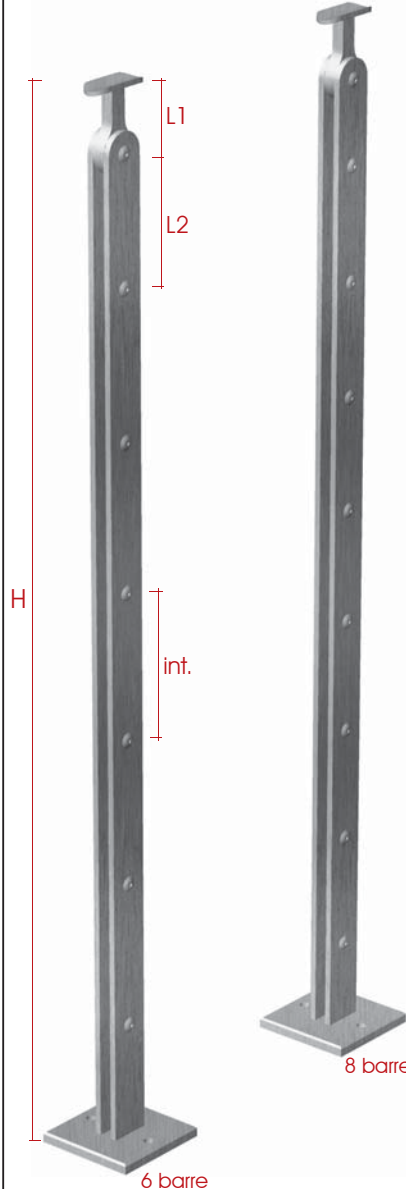
NEW

AISI 304	AISI 316S	H	Ø	int.	L1	L2	barre
05.500X.04S	05.500X.16S	1000	12	140	40	120	6
05.501X.04S	05.501X.16S	1000	12	110	40	80	8
05.502X.04S	05.502X.16S	1100	12	155	40	130	6
05.503X.04S	05.503X.16S	1100	12	120	40	100	8



NEW

AISI 304	AISI 316S	H	Ø	int.	L1	L2	barre
05.550X.04S	05.550X.16S	1000	12	140	40	120	6
05.551X.04S	05.551X.16S	1000	12	110	40	80	8
05.552X.04S	05.552X.16S	1100	12	155	40	130	6
05.553X.04S	05.553X.16S	1100	12	120	40	100	8



Supporto a pavimento regolabile / Adjustable floor bracket /
Soporte a suelo ajustable / Support à sol réglable

Disponibile anche con base regolabile - vedi modulo a fianco

Also available with adjustable base - see form at opposite page

Disponibile también con soporte a suelo ajustable - véase la
página siguiente

Livrable aussi avec base réglable - voir formulaire à côté

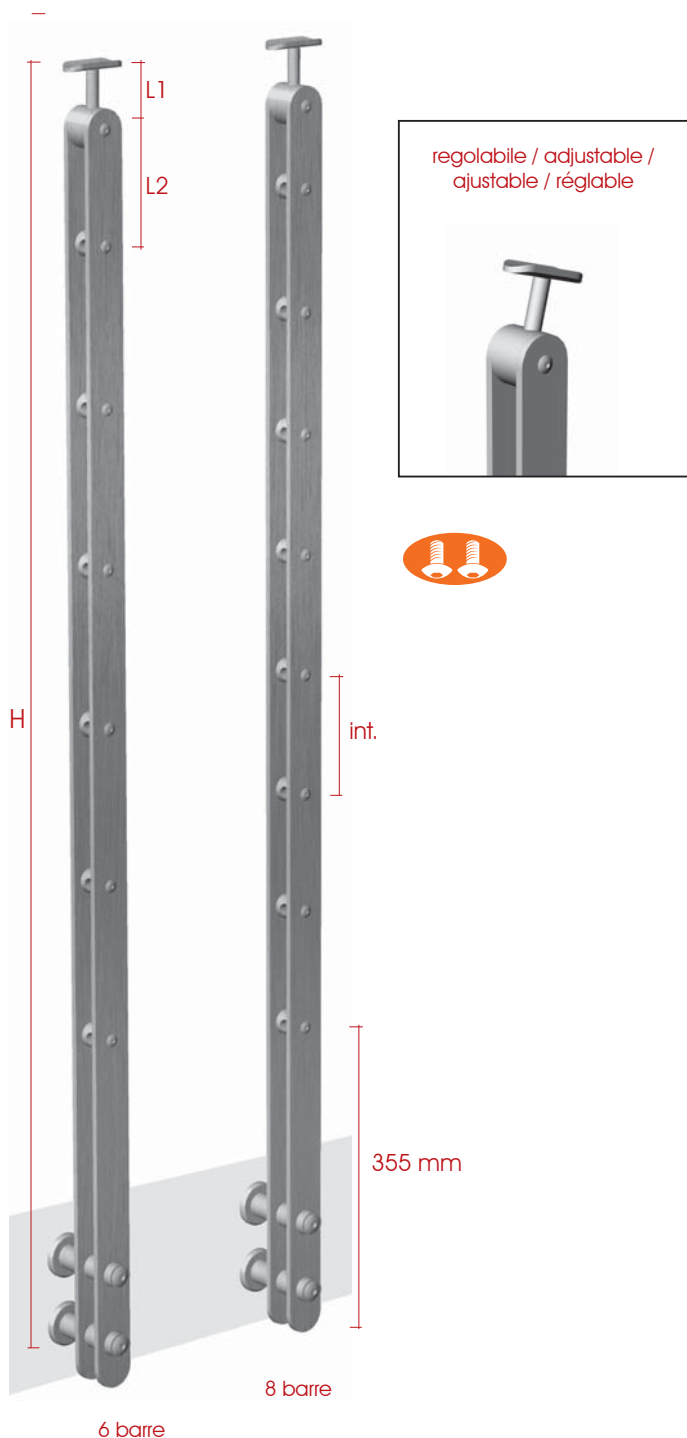
Modulo per la richiesta dei capisaldi a misura / Form to require the customized posts

Cliente / Customer / Clientes / Clients 	Note / Annotaciones
Data-Timbro-Firma / Date-Stamp-Signature / Fecha-Sello-Firma / Date-Timbre-Signature	

<div> <div>PZ. N° / Pcs. No.</div> <div>H. mm</div> <div>Numero dei supporti / Number of supports</div> <div>Int. mm / wheelbase mm</div> <div>B. mm</div> <div> <div>Base quadra / Square base 100x100mm <input type="checkbox"/></div> <div>Base tonda / Round base Ø 100mm <input type="checkbox"/></div> <div> Supporto a pavimento regolabile / Adjustable floor bracket / Soporte a suelo ajustable / Support à sol réglable </div> <div> <div>Base quadra / Square base 100x100mm <input type="checkbox"/></div> <div>Base tonda / Round base Ø 100mm <input type="checkbox"/></div> </div> </div> </div>		<div> <div>PZ. N° / Pcs. No.</div> <div>H. mm</div> <div>Numero di barre / Number of bars</div> <div>Int. mm / wheelbase mm</div> <div>B. mm</div> <div> <div>Base quadra / Square base 100x100mm <input type="checkbox"/></div> <div>Base tonda / Round base Ø 100mm <input type="checkbox"/></div> <div> Supporto a pavimento regolabile / Adjustable floor bracket / Soporte a suelo ajustable / Support à sol réglable </div> <div> <div>Base quadra / Square base 100x100mm <input type="checkbox"/></div> <div>Base tonda / Round base Ø 100mm <input type="checkbox"/></div> </div> </div> </div>	
--	--	--	--

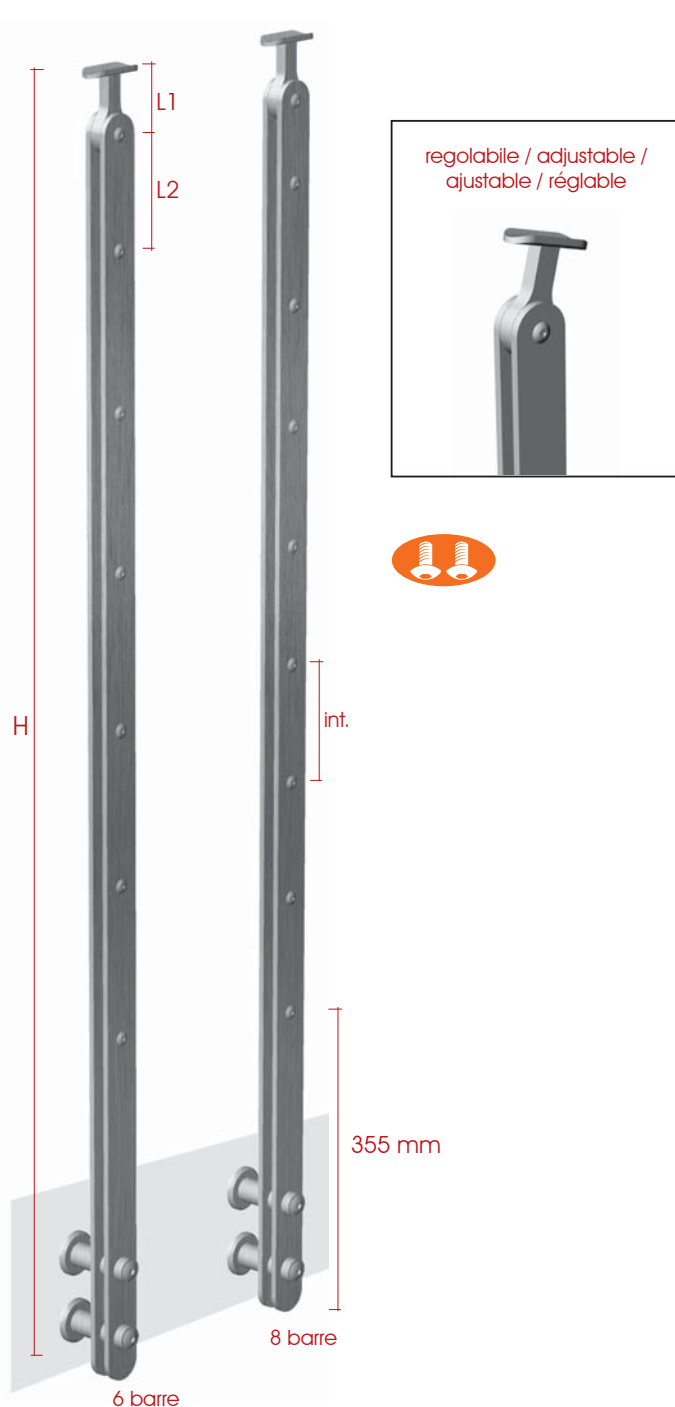
NEW

AISI 304	AISI 316S	H	Ø	int.	L1	L2	barre
05.640X.04S	05.640X.16S	1300	12	155	40	130	6
05.641X.04S	05.641X.16S	1300	12	120	40	65	8
05.642X.04S	05.642X.16S	1300	12	110	40	60	9



NEW

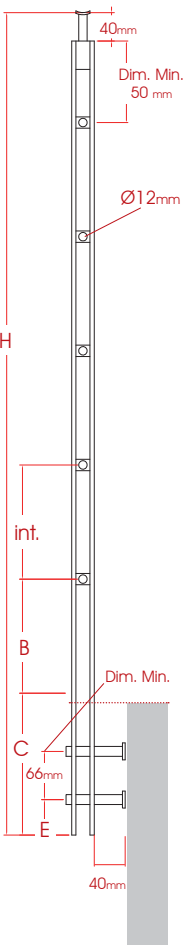
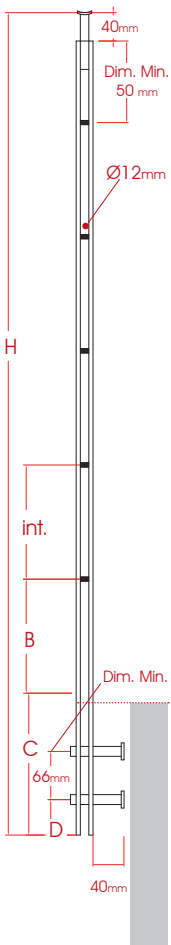
AISI 304	AISI 316S	H	Ø	int.	L1	L2	barre
05.650X.04S	05.650X.16S	1300	12	155	40	130	6
05.651X.04S	05.651X.16S	1300	12	120	40	65	8
05.652X.04S	05.652X.16S	1300	12	110	40	60	9



Inviaci le foto delle tue realizzazioni in acciaio inox e le pubblicheremo nel nuovo catalogo.
 Send us the pictures of your works in stainless steel and they will be included in the next catalogue.
 Envíanos las fotos de tus obras en acero inoxidable y la publicaremos en el nuevo catalogo.
 Envoyez-nous les photos de vos créations en acier inoxydable et nous les publierons dans le nouveau catalogue.

Modulo per la richiesta dei capisaldi a misura / Form to require the customized posts

Cliente / Customer / Clientes / Clients 	Note / Annotaciones
Data-Timbro-Firma / Date-Stamp-Signature / Fecha-Sello-Firma / Date-Timbre-Signature	

PZ. N° / Pcs. No. H. mm Numero dei supporti / Number of supports Int. mm / wheelbase mm B. mm C. mm D. mm 		PZ. N° / Pcs. No. H. mm Numero di barre / Number of bars Int. mm / wheelbase mm B. mm C. mm D. mm 	
--	--	--	--



NEW

AISI 304	AISI 316S	D
14.030A.04S	14.030A.16S	33,7 mm
14.030B.04S	14.030B.16S	42,4 mm
14.030D.04S	14.030D.16S	48,3 mm
14.020X.04S	14.020X.16S	flat

AISI 304	
05.603X.04S	
AISI 316S	
05.603X.16S	

NEW

AISI 304	
05.602X.04S	12 mm
05.612X.04S	10 mm
AISI 316S	
05.602X.16S	12 mm
05.612X.16S	10 mm

NEW

AISI 304	
50.110X.00	

NEW

AISI 304	AISI 316S	
05.750X.04S	05.750X.16S	10/12 mm

AISI 304	AISI 316S	
05.850X.04S	05.850X.16S	10/12 mm

NEW



NEW

AISI 304	AISI 316S	D
14.030A.04S	14.030A.16S	33,7 mm
14.030B.04S	14.030B.16S	42,4 mm
14.030D.04S	14.030D.16S	48,3 mm
14.020X.04S	14.020X.16S	flat

AISI 304	
05.601X.04S	12 mm
05.611X.04S	10 mm
AISI 316S	
05.601X.16S	12 mm
05.611X.16S	10 mm

NEW

AISI 304	
50.150X.00	

NEW

AISI 304	AISI 316S	
05.700X.04S	05.700X.16S	12 mm
05.701X.04S	05.701X.16S	10 mm

AISI 304	AISI 316S	
05.800X.04S	05.800X.16S	12 mm
05.801X.04S	05.801X.16S	10 mm

NEW



NEW

AISI 304	AISI 316S	D
14.030A.04S	14.030A.16S	33,7 mm
14.030B.04S	14.030B.16S	42,4 mm
14.030D.04S	14.030D.16S	48,3 mm
14.020X.04S	14.020X.16S	flat

AISI 304	•
05.603X.04S	

AISI 316S	•
05.603X.16S	

NEW

AISI 304	•
05.602X.04S	12 mm
05.612X.04S	10 mm

AISI 316S	•
05.602X.16S	12 mm
05.612X.16S	10 mm

NEW

AISI 304	•
50.110X.00	

AISI 304	•
05.605X.04S	10/12 mm

AISI 316S	•
05.605X.16S	10/12 mm

NEW



NEW

AISI 304	AISI 316S	D
14.030A.04S	14.030A.16S	33,7 mm
14.030B.04S	14.030B.16S	42,4 mm
14.030D.04S	14.030D.16S	48,3 mm
14.020X.04S	14.020X.16S	flat

AISI 304	•
05.601X.04S	12 mm
05.611X.04S	10 mm

AISI 316S	•
05.601X.16S	12 mm
05.611X.16S	10 mm

NEW

AISI 304	•
50.150X.00	

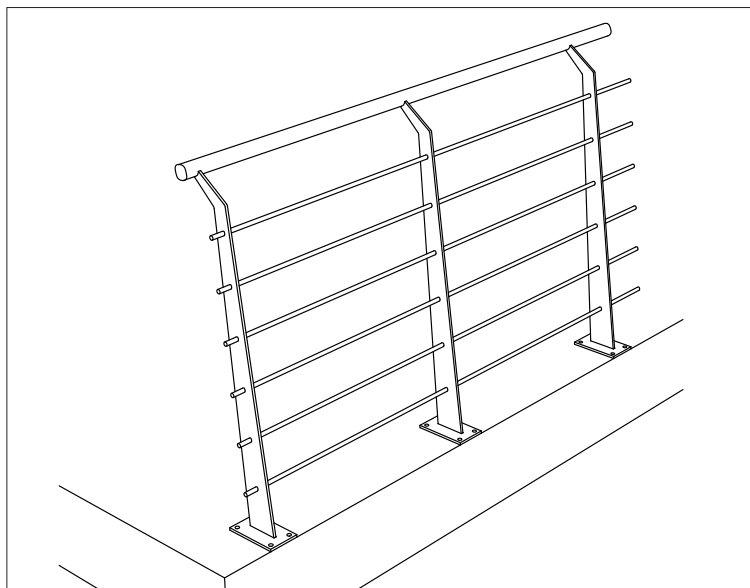


AISI 304	•
05.604X.04S	12 mm
05.606X.04S	10 mm

AISI 316S	•
05.604X.16S	12 mm
05.606X.16S	10 mm

NEW

AISI 304	AISI 316	H	Ø	int.	•
05.900X.04S	05.900X.16S	1050 mm	42,4	146,0 mm	6 barre
05.901X.04S	05.901X.16S	1050 mm	42,4	109,5 mm	8 barre

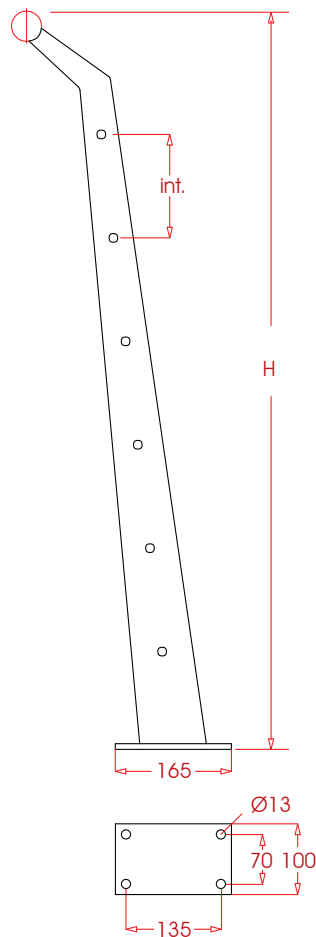


Oltre ai modelli standard puoi creare il tuo articolo inviandoci un disegno!

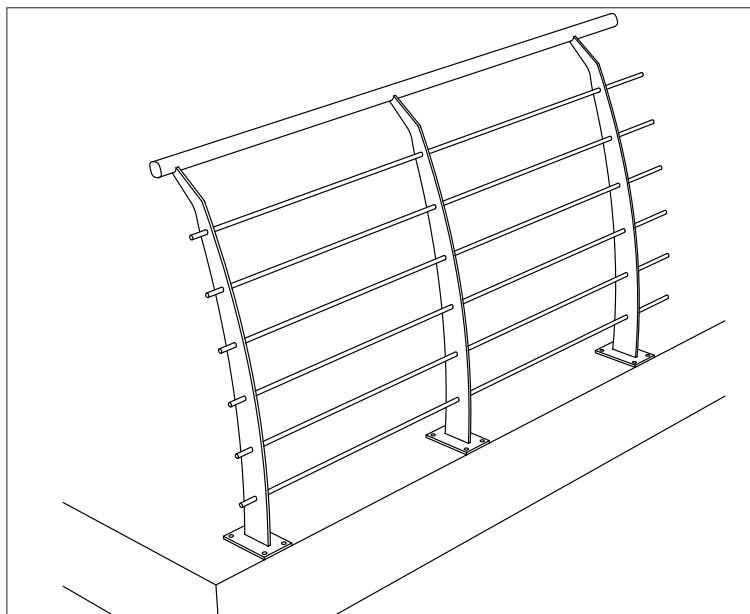
In addition to the standard models you can create your own article by sending us a drawing!

Además de los modelos estándar, puede crear su propio artículo enviándonos un dibujo!

En plus des modèles standard, vous pouvez créer votre propre article en nous envoyant un dessin.



AISI 304	AISI 316	H	Ø	int.	•
05.910X.04S	05.910X.16S	1050 mm	42,4	146,0 mm	6 barre
05.911X.04S	05.911X.16S	1050 mm	42,4	109,5 mm	8 barre

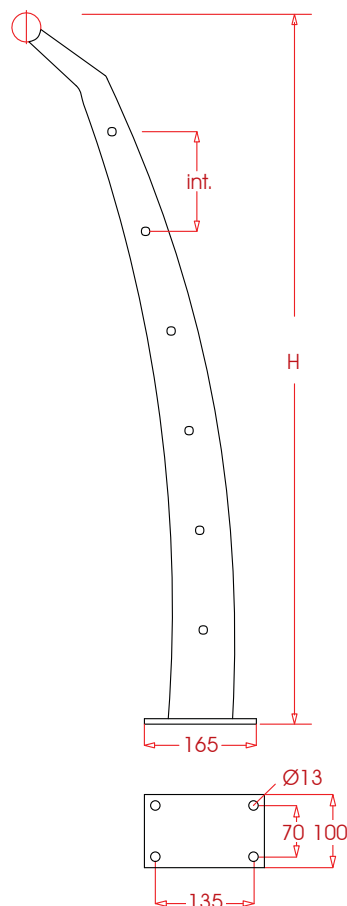


Oltre ai modelli standard puoi creare il tuo articolo inviandoci un disegno!

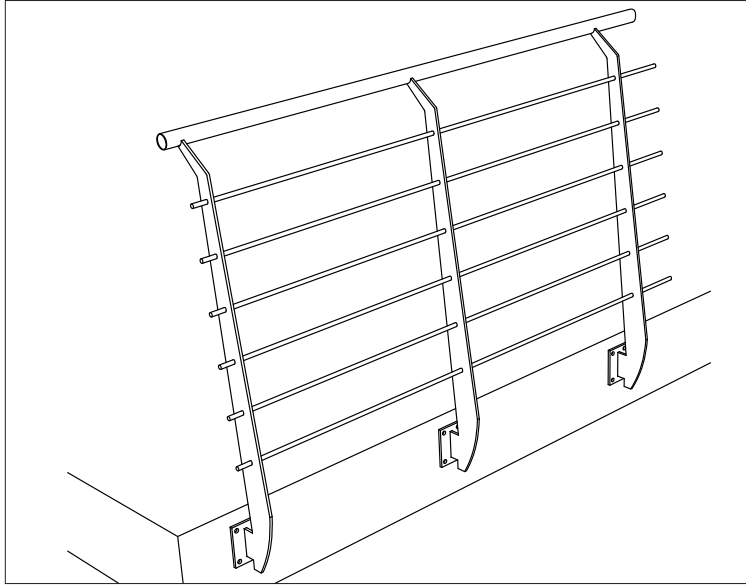
In addition to the standard models you can create your own article by sending us a drawing!

Además de los modelos estándar, puede crear su propio artículo enviándonos un dibujo!

En plus des modèles standard, vous pouvez créer votre propre article en nous envoyant un dessin.



AISI 304	AISI 316	H	Ø	int.	•
05.940X.04S	05.940X.16S	1250 mm	42,4	146,0 mm	6 barre
05.941X.04S	05.941X.16S	1250 mm	42,4	109,5 mm	8 barre

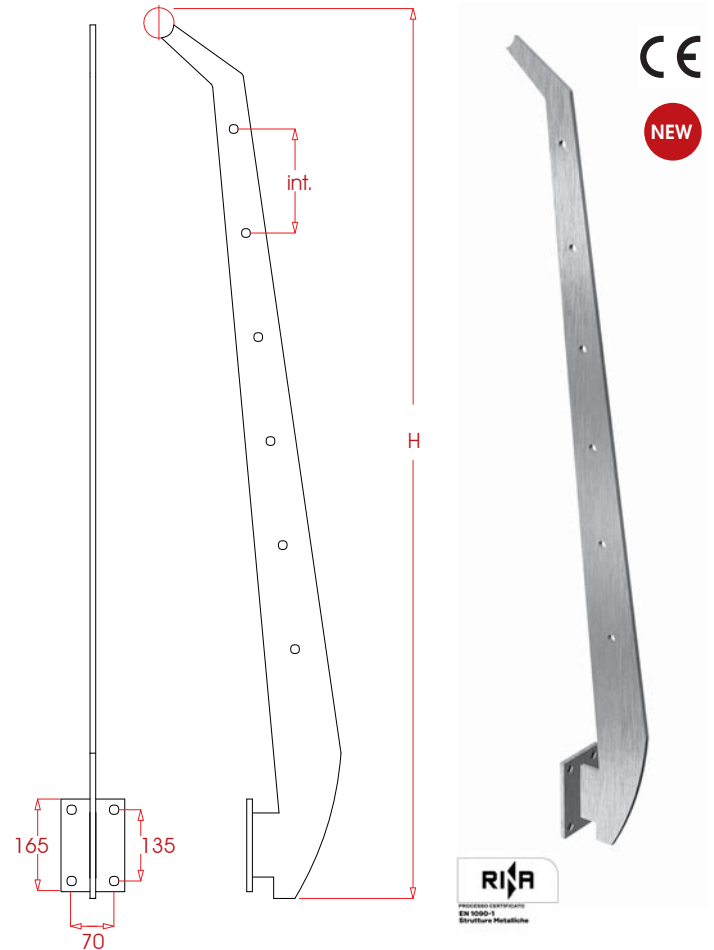


Oltre ai modelli standard puoi creare il tuo articolo inviandoci un disegno!

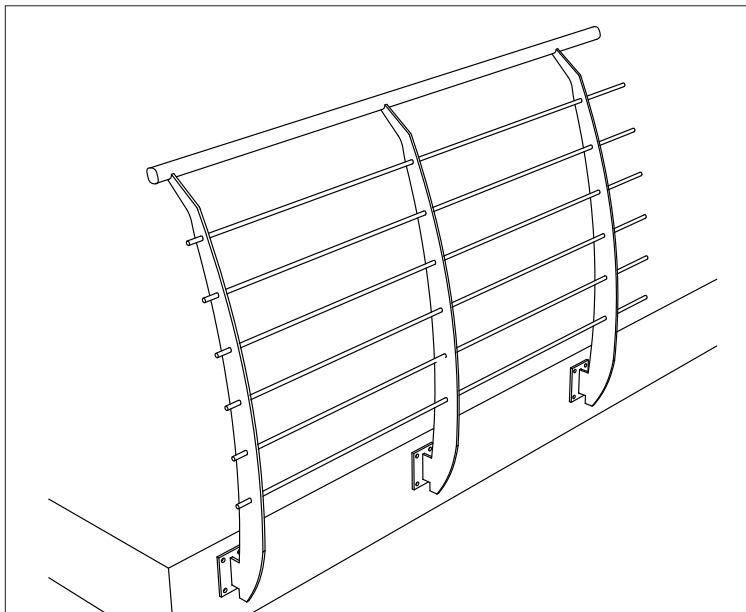
In addition to the standard models you can create your own article by sending us a drawing!

Además de los modelos estándar, puede crear su propio artículo enviándonos un dibujo!

En plus des modèles standard, vous pouvez créer votre propre article en nous envoyant un dessin.



AISI 304	AISI 316	H	Ø	int.	•
05.950X.04S	05.950X.16S	1250 mm	42,4	146,0 mm	6 barre
05.951X.04S	05.951X.16S	1250 mm	42,4	109,5 mm	8 barre

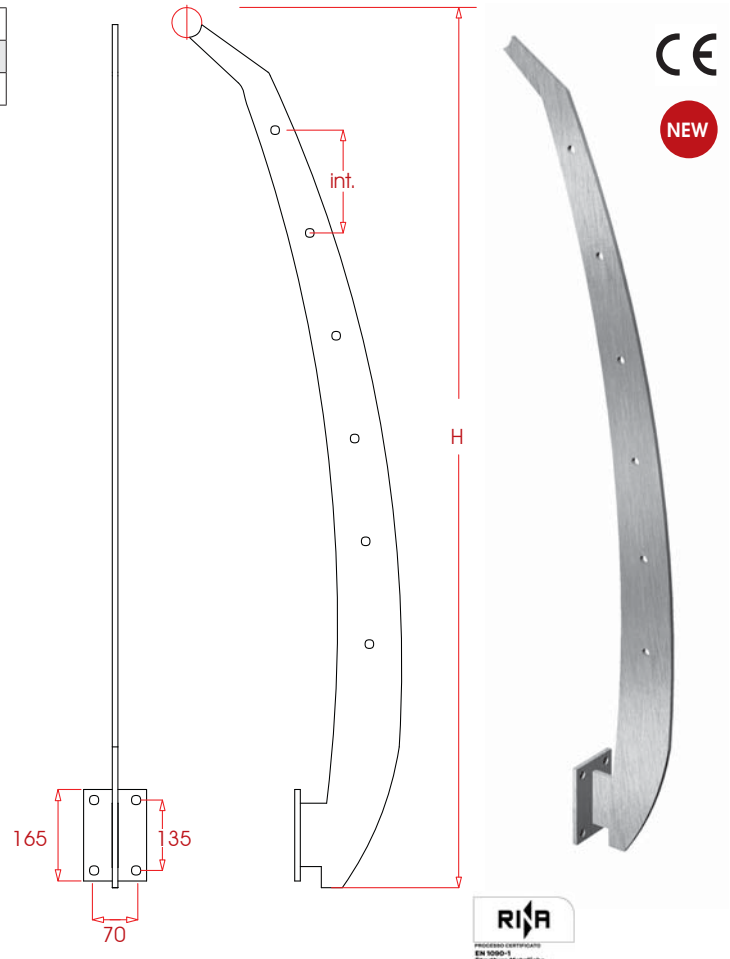


Oltre ai modelli standard puoi creare il tuo articolo inviandoci un disegno!

In addition to the standard models you can create your own article by sending us a drawing!

Además de los modelos estándar, puede crear su propio artículo enviándonos un dibujo!

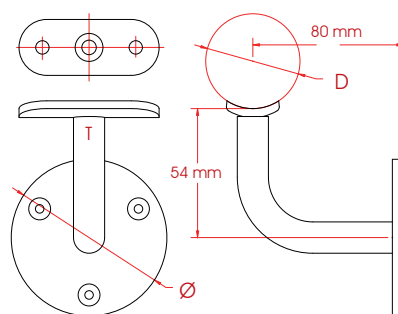
En plus des modèles standard, vous pouvez créer votre propre article en nous envoyant un dessin.



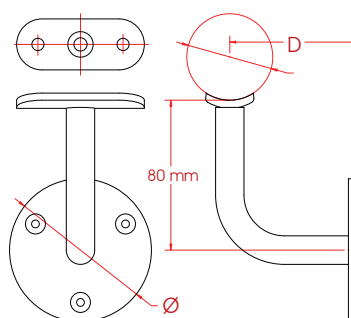
Sostegni per corrimano a parete / Handrail wall brackets
Soportes para pasamanos a pared / Supports main - courante à mur

AISI 304	Ø	T	D
06.001X.04S	58 mm	12 mm	flat
06.001A.04S	58 mm	12 mm	33,7 mm
06.001B.04S	58 mm	12 mm	42,4 mm
06.001D.04S	58 mm	12 mm	48,3 mm

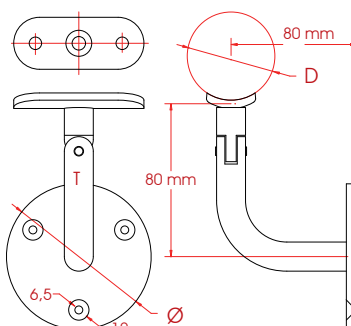
flat = piatto / pletina / plat



AISI 304	AISI 316S	AISI 316M	Ø	T	D
06.010A.04S	06.010A.16S		58 mm	12 mm	33,7 mm
06.010B.04S	06.010B.16S	06.010B.16M	58 mm	12 mm	42,4 mm
06.010D.04S			68 mm	14 mm	48,3 mm

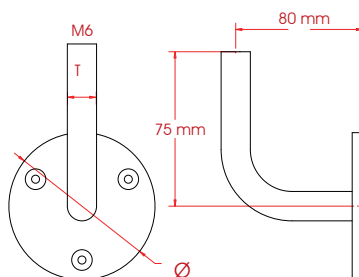


AISI 304	AISI 316S	AISI 316M	Ø	T	D
06.020A.04S	06.020A.16S		58 mm	12 mm	33,7 mm
06.020B.04S	06.020B.16S	06.020B.16M	58 mm	12 mm	42,4 mm
06.020D.04S			68 mm	14 mm	48,3 mm



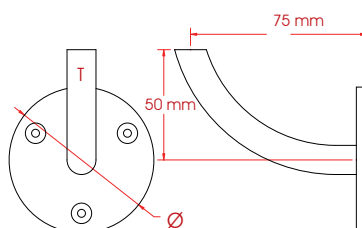
AISI 304	Ø	T	
06.030X.04S	58 mm	12 mm	flat
06.031X.04S	68 mm	14 mm	flat

flat = piatto / pletina / plat



AISI 304	Ø	T	
06.040X.04S	58 mm	12 mm	flat

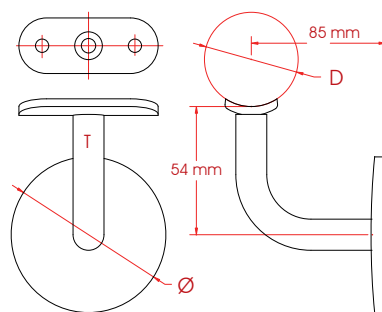
flat = piatto / pletina / plat



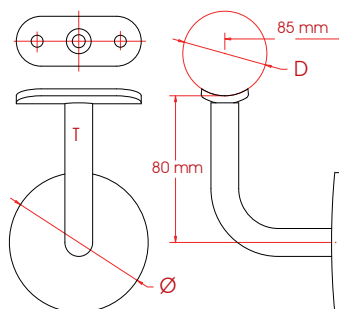
Sostegni per corrimano a parete / Handrail wall brackets
Soportes para pasamanos a pared / Supports main - courante à mur

AISI 304	Ø	T	D
06.050X.04S	58 mm	12 mm	flat
06.050A.04S	58 mm	12 mm	33,7 mm
06.050B.04S	58 mm	12 mm	42,4 mm
06.050D.04S	58 mm	12 mm	48,3 mm

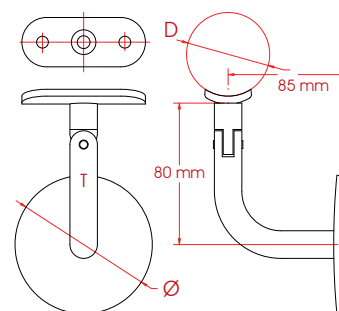
flat = piatto / pletina / plat



AISI 304	Ø	T	D
06.060A.04S	58 mm	12 mm	33,7 mm
06.060B.04S	58 mm	12 mm	42,4 mm
06.060D.04S	68 mm	14 mm	48,3 mm

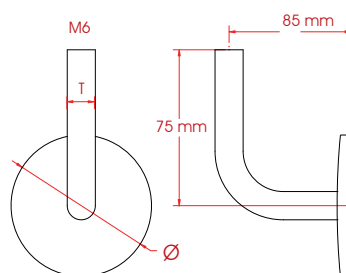


AISI 304	Ø	T	D
06.070A.04S	58 mm	12 mm	33,7 mm
06.070B.04S	58 mm	12 mm	42,4 mm
06.070D.04S	68 mm	14 mm	48,3 mm



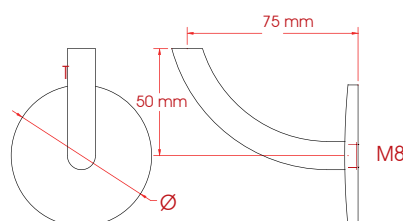
AISI 304	Ø	T	
06.080X.04S	58 mm	12 mm	flat
06.081X.04S	68 mm	14 mm	flat

flat = piatto / pletina / plat



AISI 304	Ø	T	
06.090X.04S	58 mm	12 mm	flat


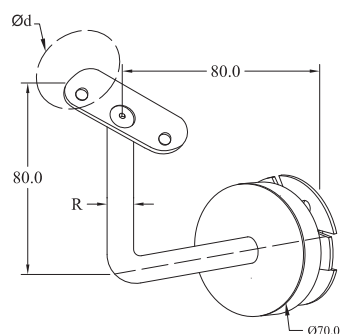
flat = piatto / pletina / plat



Sostegni per corrimano a parete / Handrail wall brackets
Soportes para pasamanos a pared / Supports main - courante à mur

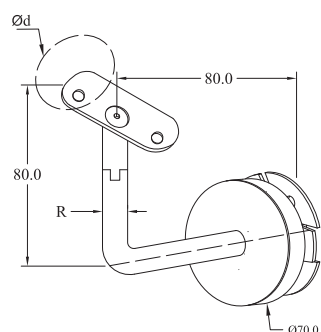
AISI 304	AISI 316S	AISI 316M	R	Ød
06.100X.04S			12 mm	flat
06.100A.04S	06.100A.16S	06.100B.16M	12 mm	33,7 mm
06.100B.04S	06.100B.16S		12 mm	42,4 mm
06.100D.04S			12 mm	48,3 mm

flat = piatto / pletina / plat



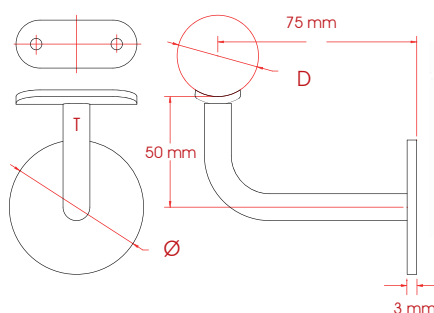
AISI 304	AISI 316S	AISI 316M	R	Ød
06.120X.04S			12 mm	flat
06.120A.04S	06.120A.16S	06.120B.16M	12 mm	33,7 mm
06.120B.04S	06.120B.16S		12 mm	42,4 mm
06.120D.04S			12 mm	48,3 mm

flat = piatto / pletina / plat



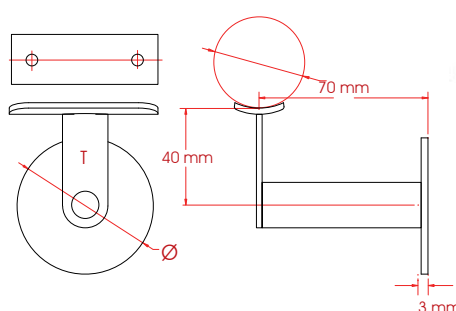
AISI 304	T	Ø	Ød
06.710S.04S	12	60	flat
06.720B.04S	12	60	42,4

flat = piatto / pletina / plat



AISI 304	T	Ø	Ød
06.730S.04S	12	60	flat
06.740B.04S	12	60	42,4

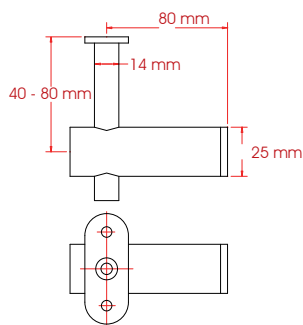
flat = piatto / pletina / plat






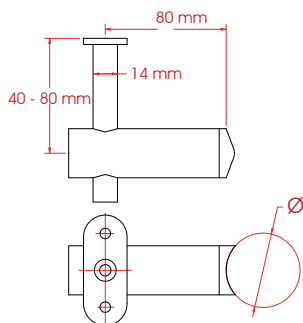
AISI 304		
07.001X.04S	flat	flat

flat = piatto / pletina / plat



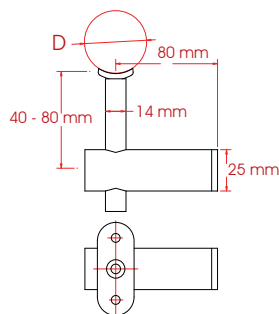
AISI 304	Ø	
07.010X.04S	33,7 mm	flat
07.011X.04S	42,4 mm	flat
07.012X.04S	48,3 mm	flat

flat = piatto / pletina / plat




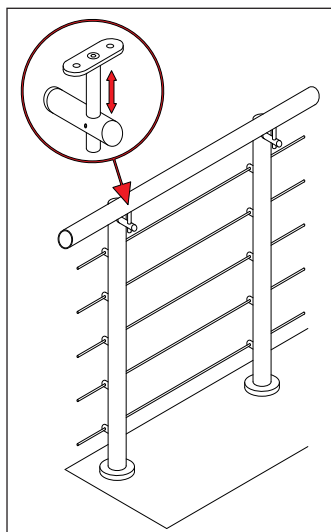
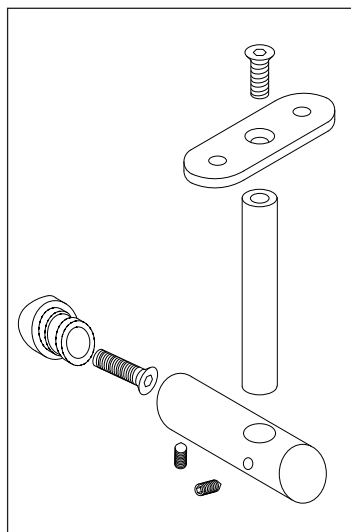

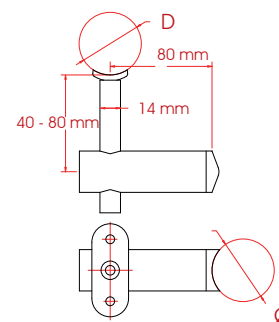


AISI 304		D
07.020A.04S	flat	33,7 mm
07.020B.04S	flat	42,4 mm
07.020D.04S	flat	48,3 mm

flat = piatto / pletina / plat

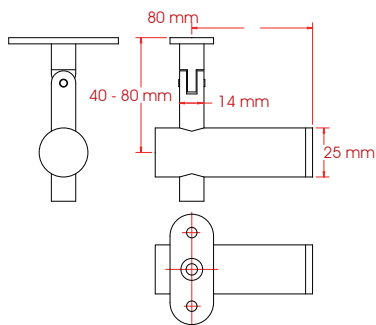


AISI 304	Ø	D
07.030B.04S	42,4 mm	42,4 mm
07.030D.04S	42,4 mm	48,3 mm
07.031B.04S	48,3 mm	42,4 mm
07.031D.04S	48,3 mm	48,3 mm



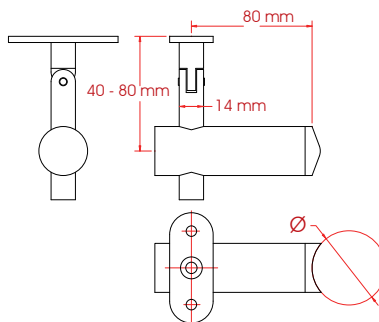
AISI 304		
07.040X.04S	flat	flat

flat = piatto / pletina / plat



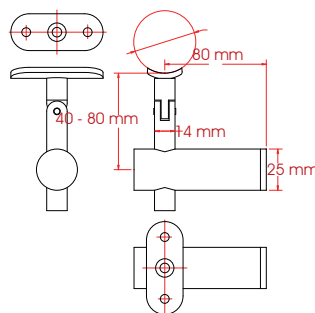
AISI 304	Ø	
07.041X.04S	33,7 mm	flat
07.042X.04S	42,4 mm	flat
07.043X.04S	48,3 mm	flat

flat = piatto / pletina / plat

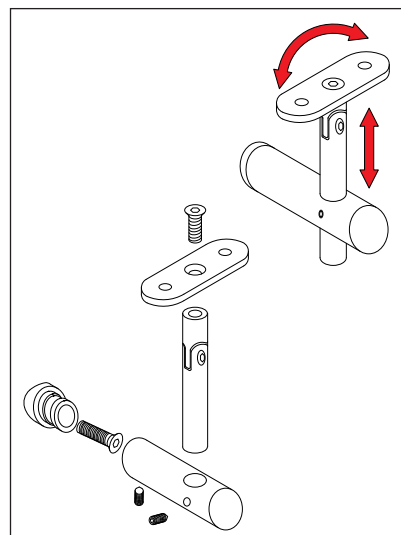
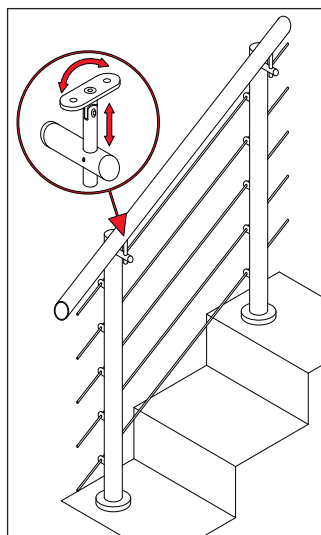

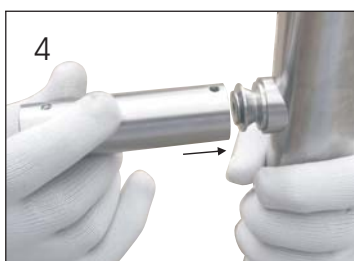
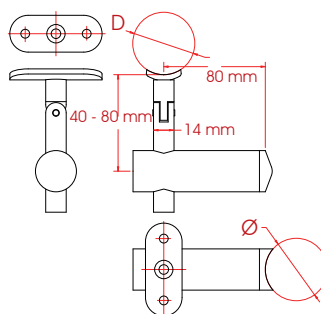


AISI 304		D
07.050A.04S	flat	33,7 mm
07.050B.04S	flat	42,4 mm
07.050D.04S	flat	48,3 mm

flat = piatto / pletina / plat

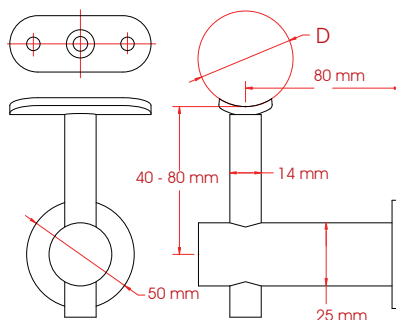


AISI 304	Ø	D
07.060B.04S	42,4 mm	42,4 mm
07.060D.04S	42,4 mm	48,3 mm
07.061B.04S	48,3 mm	42,4 mm
07.061D.04S	48,3 mm	48,3 mm



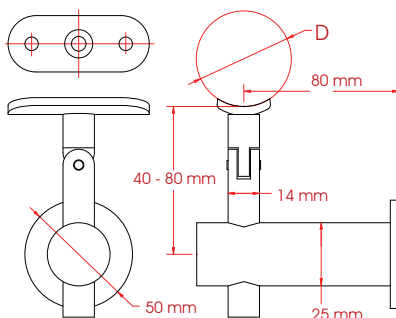
AISI 304		D
08.001X.04S	flat	flat
08.001A.04S	flat	33,7 mm
08.001B.04S	flat	42,4 mm
08.001D.04S	flat	48,3 mm

flat = piatto / pletina / plat



AISI 304		D
08.010X.04S	vetro / glass / vidrio	flat
08.010A.04S	vetro / glass / vidrio	33,7 mm
08.010B.04S	vetro / glass / vidrio	42,4 mm
08.010D.04S	vetro / glass / vidrio	48,3 mm

flat = piatto / pletina / plat



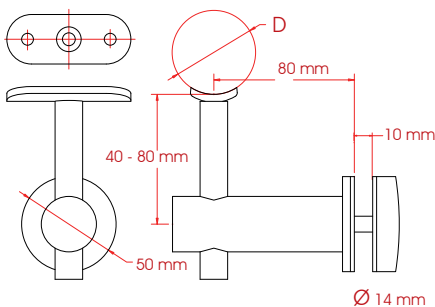
regolabile / adjustable /
ajustable / réglable



M8

AISI 304		D
09.001X.04S	vetro / glass / vidrio	flat
09.001A.04S	vetro / glass / vidrio	33,7 mm
09.001B.04S	vetro / glass / vidrio	42,4 mm
09.001D.04S	vetro / glass / vidrio	48,3 mm

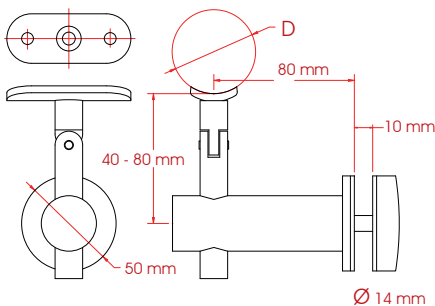
flat = piatto / pletina / plat



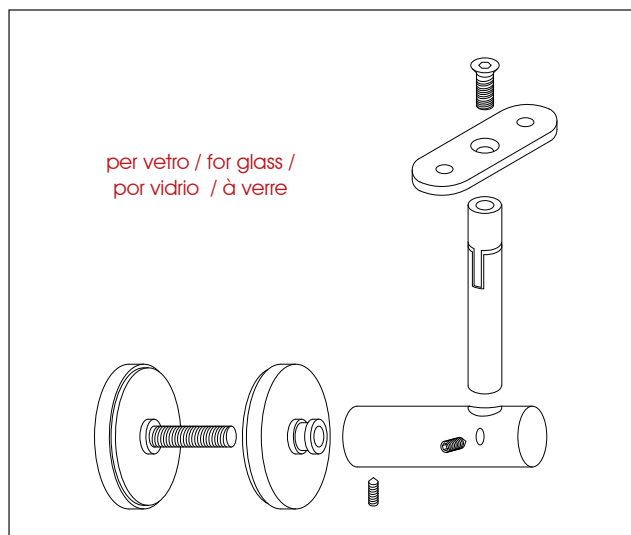
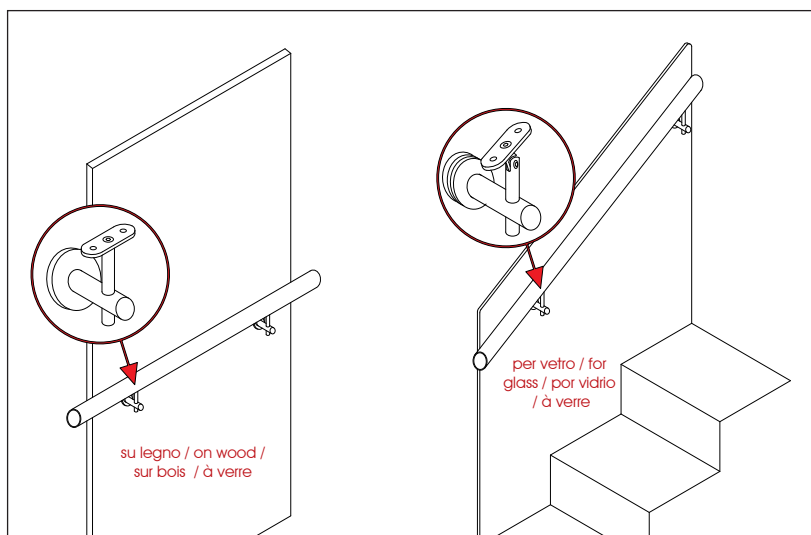
per vetro / for glass / por vidrio / à verre

AISI 304		D
09.010X.04S	vetro / glass / vidrio	flat
09.010A.04S	vetro / glass / vidrio	33,7 mm
09.010B.04S	vetro / glass / vidrio	42,4 mm
09.010D.04S	vetro / glass / vidrio	48,3 mm

flat = piatto / pletina / plat

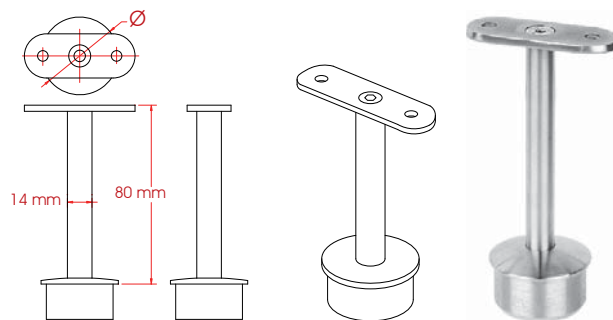


per vetro / for glass / por vidrio / à verre

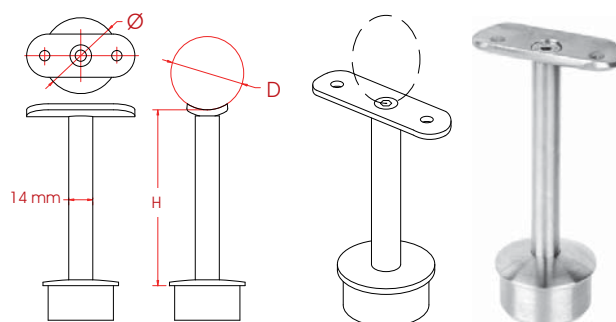


AISI 304	AISI 316S	Ø	D
10.001A.04S	10.001A.16S	33,7 x 2,0 mm	flat
10.001B.04S	10.001B.16S	42,4 x 2,0 mm	flat
10.001C.04S	10.001C.16S	42,4 x 2,0 mm	flat
10.001D.04S	10.001D.16S	48,3 x 2,0 mm	flat
10.001E.04S		48,3 x 2,6 mm	flat

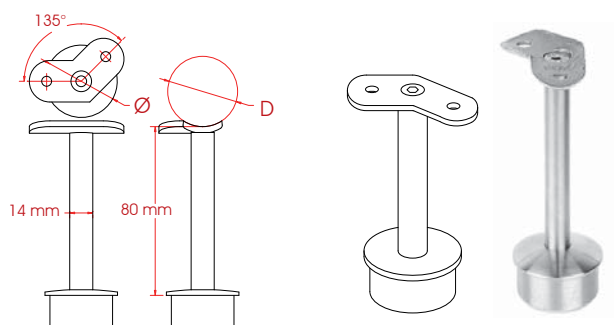
flat = piatto / pletina / plat



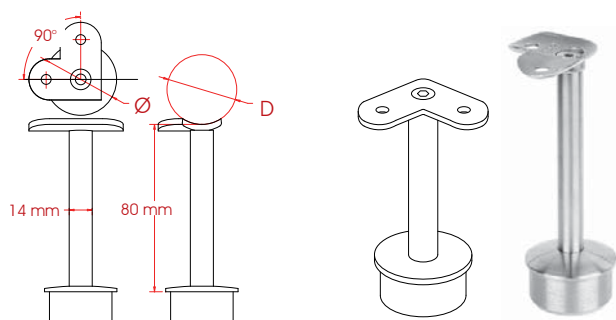
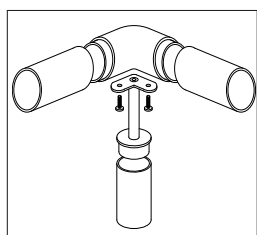
AISI 304	AISI 316S	AISI 316M	Ø	D	H
10.010A.04S	10.010A.16S		33,7 x 2,0 mm	33,7 mm	80 mm
10.011B.04S	10.011B.16S	10.011B.16M	42,4 x 2,0 mm	42,4 mm	80 mm
10.012B.04S			42,4 x 2,0 mm	42,4 mm	45 mm
10.012D.04S			48,3 x 2,0 mm	48,3 mm	80 mm
10.013C.04S	10.013C.16S		42,4 x 2,6 mm	42,4 mm	80 mm
10.014E.04S			48,3 x 2,6 mm	42,4 mm	80 mm
10.015E.04S			48,3 x 2,6 mm	48,3 mm	80 mm



AISI 304	AISI 316S	Ø	D
10.030B.04S	10.030B.16S	42,4 x 2,0 mm	42,4 mm
10.031D.04S	10.031D.16S	48,3 x 2,0 mm	48,3 mm
10.032C.04S	10.032C.16S	42,4 x 2,6 mm	42,4 mm
10.033E.04S		48,3 x 2,6 mm	42,4 mm
10.034E.04S		48,3 x 2,6 mm	48,3 mm

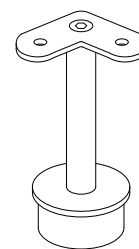
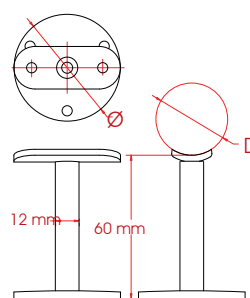


AISI 304	AISI 316S	Ø	D
10.040B.04S	10.040B.16S	42,4 x 2,0 mm	42,4 mm
10.041D.04S	10.041D.16S	48,3 x 2,0 mm	48,3 mm
10.042C.04S		42,4 x 2,6 mm	42,4 mm
10.043E.04S		48,3 x 2,6 mm	42,4 mm
10.044E.04S		48,3 x 2,6 mm	48,3 mm



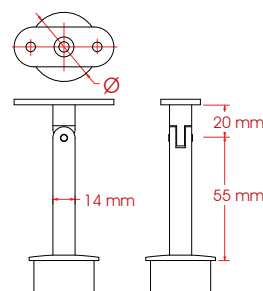
AISI 304	AISI 316S	AISI 316M	Ø	D
10.050X.04S	10.050X.16S		58,0 mm	flat
10.050A.04S	10.050A.16S		58,0 mm	33,7 mm
10.050B.04S	10.050B.16S	10.050B.16M	58,0 mm	42,4 mm
10.050D.04S	10.050D.16S		58,0 mm	48,3 mm

flat = piatto / pletina / plat



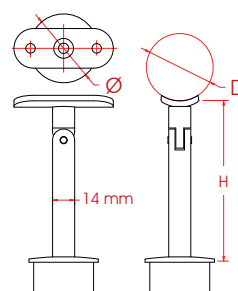
AISI 304	AISI 316S	Ø	
10.060A.04S	10.060A.16S	33,7 x 2,0 mm	flat
10.060B.04S	10.060B.16S	42,4 x 2,0 mm	flat
10.060C.04S	10.060C.16S	42,4 x 2,6 mm	flat
10.060D.04S	10.060D.16S	48,3 x 2,0 mm	flat
10.060E.04S		48,3 x 2,6 mm	flat

flat = piatto / pletina / plat



regolabile / adjustable / ajustable / réglable

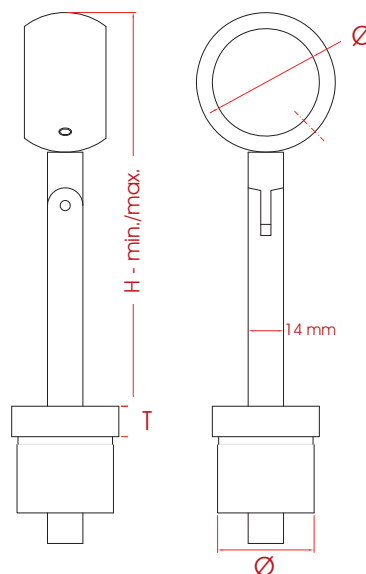
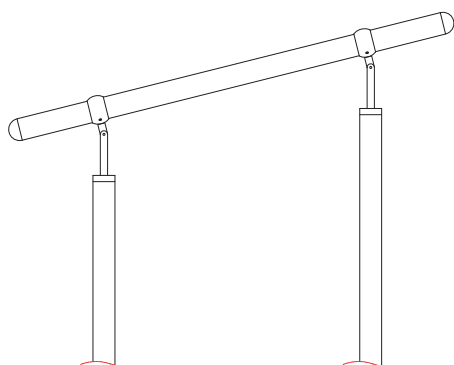
AISI 304	AISI 316S	AISI 316M	Ø	D	H
10.070A.04S	10.070A.16S		33,7 x 2,0 mm	33,7 mm	80 mm
10.071B.04S	10.071B.16S	10.071B.16M	42,4 x 2,0 mm	42,4 mm	80 mm
10.072B.04S	10.072B.16S		42,4 x 2,0 mm	42,4 mm	45 mm
10.072C.04S	10.072C.16S		42,4 x 2,6 mm	42,4 mm	80 mm
10.073D.04S	10.073D.16S		48,3 x 2,0 mm	48,3 mm	80 mm
10.074E.04S			48,3 x 2,6 mm	42,4 mm	80 mm
10.075E.04S			48,3 x 2,6 mm	48,3 mm	80 mm

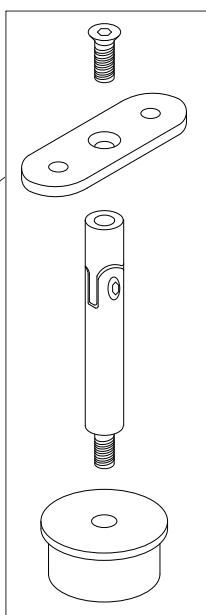


regolabile / adjustable / ajustable / réglable



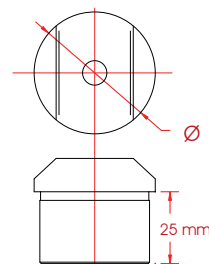
AISI 304	Ø	H	T
10.100A.04S	33,7 mm	min. 100 mm/max.190 mm	12mm
10.100B.04S	42,4 mm	min. 100 mm/max.190 mm	12mm
10.100D.04S	48,3 mm	min. 100 mm/max.190 mm	12mm



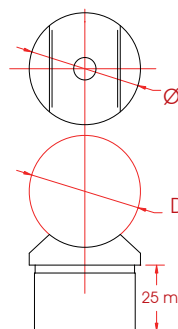


AISI 304	Ø	
11.001A.04S	33,7 x 2,0 mm	flat
11.001B.04S	42,4 x 2,0 mm	flat
11.001C.04S	42,4 x 2,6 mm	flat
11.001D.04S	48,3 x 2,0 mm	flat
11.001E.04S	48,3 x 2,6 mm	flat

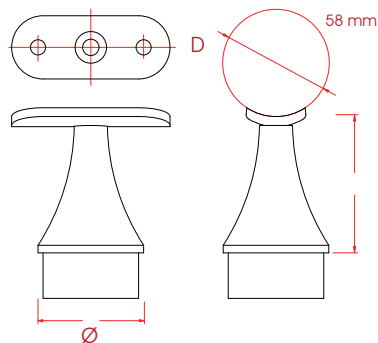
flat = piatto / pletina / plat



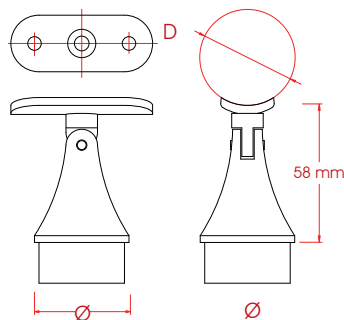
AISI 304	AISI 316S	AISI 316M	Ø	D
11.010A.04S	11.010A.16S		33,7 x 2,0 mm	33,7 mm
11.011B.04S	11.011B.16S	11.011B.16M	42,4 x 2,0 mm	42,4 mm
11.012C.04S			42,4 x 2,6 mm	42,4 mm
11.013D.04S			48,3 x 2,0 mm	48,3 mm
11.014E.04S			48,3 x 2,6 mm	42,4 mm
11.015E.04S			48,3 x 2,6 mm	48,3 mm



AISI 304	AISI 316S	AISI 316M	Ø	D
12.001A.04S	12.001A.16S		42,4 x 2,0 mm	33,7 mm
12.001B.04S	12.001B.16S	12.001B.16M	42,4 x 2,0 mm	42,4 mm
12.002A.04S			42,4 x 2,6 mm	33,7 mm
12.002B.04S			42,4 x 2,6 mm	42,4 mm
12.003A.04S			33,7 x 2,0 mm	33,7 mm
12.001D.04S			48,3 x 2,0 mm	48,3 mm

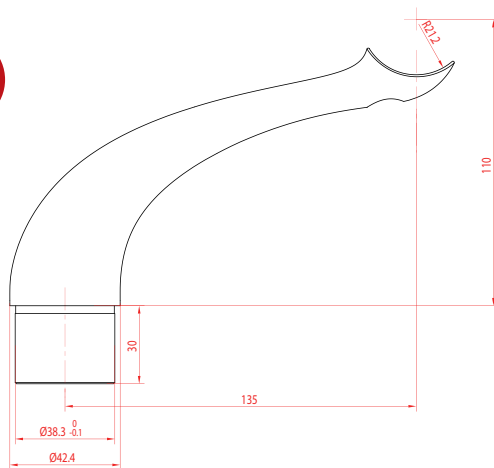


AISI 304	AISI 316S	AISI 316M	Ø	D
12.010A.04S	12.010A.16S		42,4 x 2,0 mm	33,7 mm
12.010B.04S	12.010B.16S	12.010B.16M	42,4 x 2,0 mm	42,4 mm
12.011A.04S			42,4 x 2,6 mm	33,7 mm
12.011B.04S	12.011B.16S		42,4 x 2,6 mm	42,4 mm
12.013A.04S			33,7 x 2,0 mm	33,7 mm
12.010D.04S			48,3 x 2,0 mm	48,3 mm



regolabile / adjustable /
ajustable / réglable

AISI 304	AISI 316S	AISI 316M	Ø	D
12.030B.04S	12.030B.16S	12.030B.16M	42,4 x 2,0 mm	42,4 mm





Inviaci le foto delle tue realizzazioni in acciaio inox e le pubblicheremo nel nuovo catalogo.

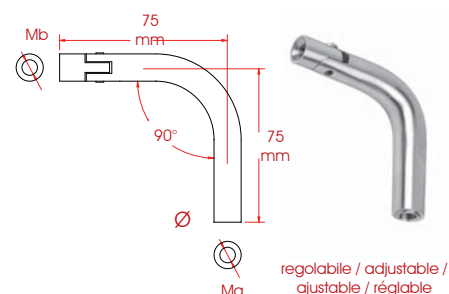
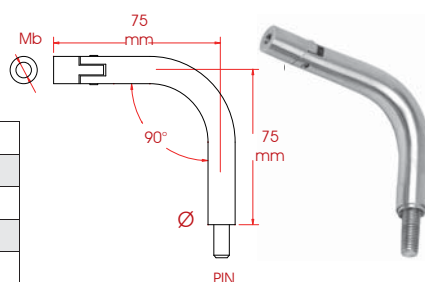
Send us the pictures of your works in stainless steel and they will be included in the next catalogue.

Envianos las fotos de tus obras en acero inoxidable y la publicaremos en el nuevo catalogo.

Envoyez-nous les photos de vos créations en acier inoxydable et nous les publierons dans le nouveau catalogue.

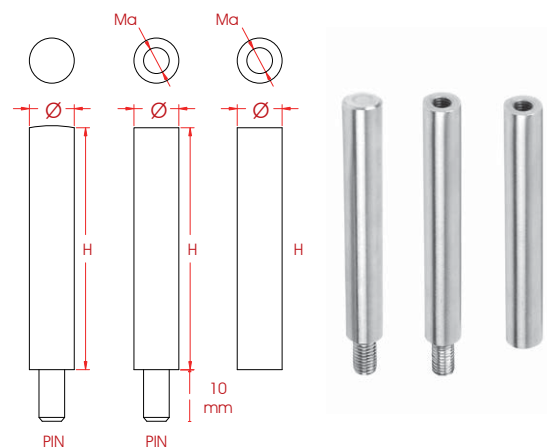


AISI 304	Ø	Ma	Mb	PIN
13.001X.04S	12 mm		M6	M8
13.002X.04S	14 mm		M6	M8
13.003X.04S	12 mm	M8	M6	
13.004X.04S	14 mm	M8	M6	

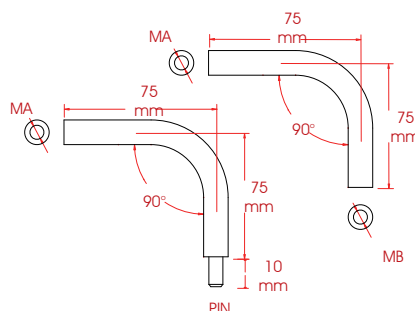


AISI 304	AISI 316S	AISI 316M	Ø	Ma	Mb	PIN	H
13.010X.04S			12 mm	M6		M8	75 mm
13.011X.04S			12 mm	flat		M8	75 mm
13.012X.04S			12 mm	M6	flat		75 mm
13.013X.04S	13.013X.16S	13.013X.16M	14 mm	M6		M8	75 mm
13.014X.04S			14 mm	flat		M8	75 mm
13.015X.04S			14 mm	M6	flat		75 mm
13.016X.04S			14 mm	M6		M8	60 mm
13.017X.04S			12 mm	M6		M8	60 mm
13.018X.04S			14 mm	M6	M8		75 mm
13.019X.04S			14 mm	M6		M8	68 mm

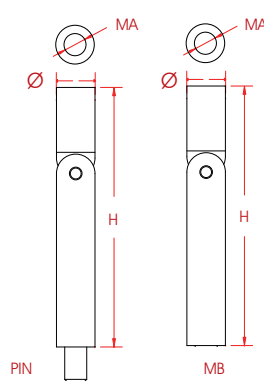
flat = piatto / pletina / plat



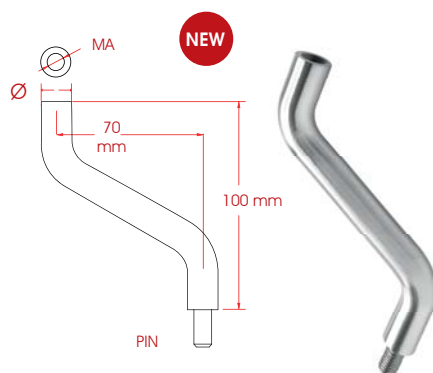
AISI 304	Ø	MA	MB	PIN
13.020X.04S	12 mm	M6		M8
13.021X.04S	12 mm	M6	M8	
13.022X.04S	14 mm	M6		M8
13.023X.04S	14 mm	M6	M8	



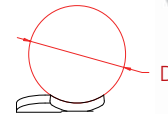
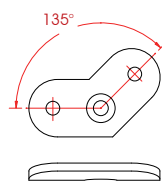
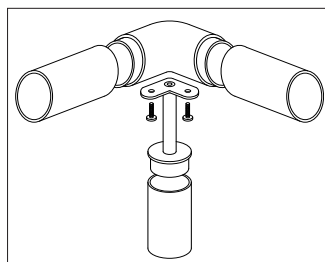
AISI 304	AISI 316S	AISI 316M	Ø	MA	MB	PIN	H
13.030X.04S			12 mm	M6		M8	75 mm
13.031X.04S			12 mm	M6	M8		75 mm
13.032X.04S	13.032X.16S	13.032X.16S	14 mm	M6		M8	75 mm
13.033X.04S			14 mm	M6	M8		75 mm
13.036X.04S			14 mm	M6		M8	60 mm
13.037X.04S			12 mm	M6		M8	60 mm
13.040X.04S			12 mm	M6		M8	100 mm
13.050X.04S			12 mm	M6		M8	120 mm



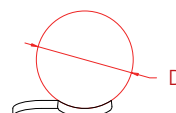
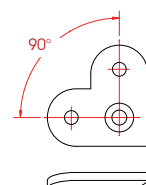
AISI 304	Ø	MA	PIN
13.100X.04S	14	M6	M8
13.101X.04S	14	M6	M8



AISI 304	AISI 316S	D
14.001A.04S		33,7 mm
14.001B.04S	14.001B.16S	42,4 mm
14.001D.04S		48,3 mm

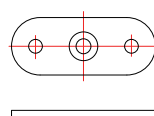


AISI 304	AISI 316S	D
14.010A.04S		33,7 mm
14.010B.04S	14.010B.16S	42,4 mm
14.010D.04S		48,3 mm




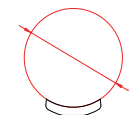
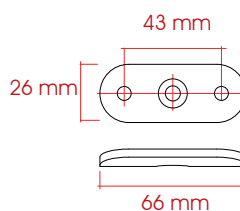
AISI 304	AISI 316S	D
14.020X.04S	14.020X.16S	flat

flat = piatto / pletina / plat

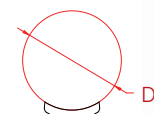
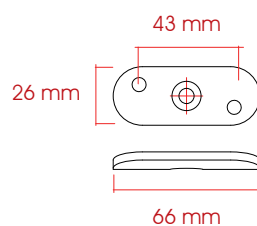


AISI 304	AISI 316S	AISI 316M	D
14.030A.04S	14.030A.16S		33,7 mm
14.030B.04S	14.030B.16S	14.030B.16M	42,4 mm
14.030D.04S	14.030D.16S		48,3 mm

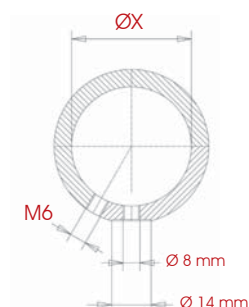
NEW



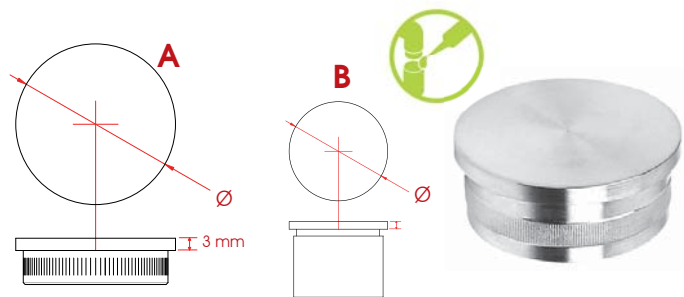
AISI 304	D
14.031B.04S	42,4 mm



AISI 304	D
14.040A.04S	33,7 mm
14.040B.04S	42,4 mm



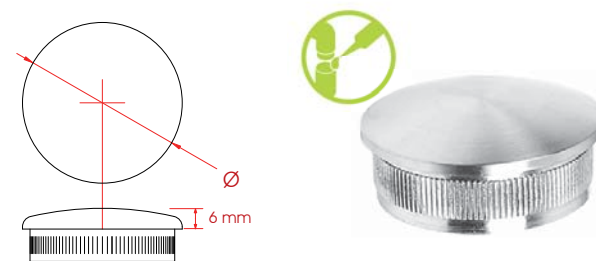
AISI 304	AISI 316S	AISI 316M	Ø	mod.
15.001A.04S	15.001A.16S		33,7 x 2,0 mm	A
15.001B.04S	15.001B.16S	15.001B.16M	42,4 x 2,0 mm	A
15.001C.04S	15.001C.16S		42,4 x 2,6 mm	A
15.001D.04S			48,3 x 2,0 mm	A
15.001E.04S			48,3 x 2,6 mm	A
15.001K.04S			14,0 x 1,5 mm	B
15.001L.04S			12,0 x 1,5 mm	B



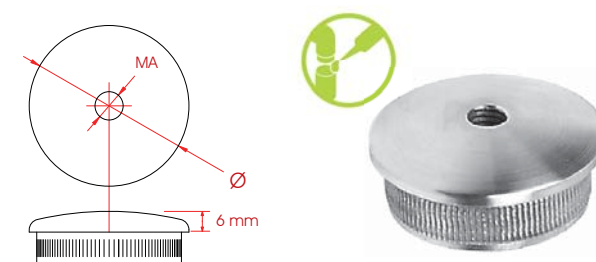
AISI 304	Ø	MA
15.010A.04S	33,7 x 2,0 mm	M8
15.010B.04S	42,4 x 2,0 mm	M8
15.010C.04S	42,4 x 2,6 mm	M8
15.010D.04S	48,3 x 2,0 mm	M8
15.010E.04S	48,3 x 2,6 mm	M8



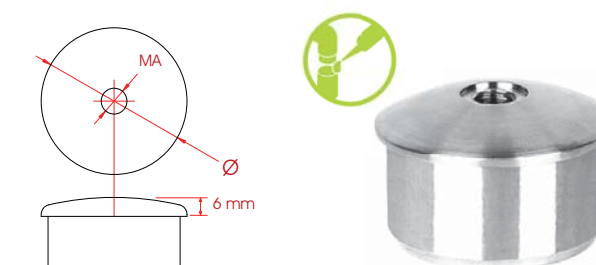
AISI 304	AISI 316S	AISI 316M	ZAMAK	Ø
15.020A.04S	15.020A.16S			33,7 x 2,0 mm
15.020B.04S	15.020B.16S	15.020B.16M	15.020B.ZZS	42,4 x 2,0 mm
15.020C.04S	15.020C.16S			42,4 x 2,6 mm
15.020D.04S	15.020D.16S			48,3 x 2,0 mm
15.020E.04S				48,3 x 2,6 mm



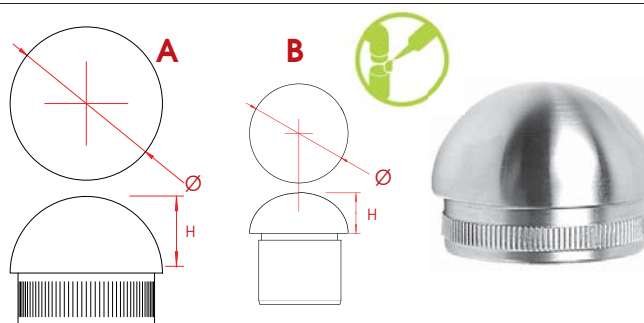
AISI 304	Ø	MA
15.030A.04S	33,7 x 2,0 mm	M8
15.030B.04S	42,4 x 2,0 mm	M8
15.030C.04S	42,4 x 2,6 mm	M8
15.030D.04S	48,3 x 2,0 mm	M8
15.030E.04S	48,3 x 2,6 mm	M8



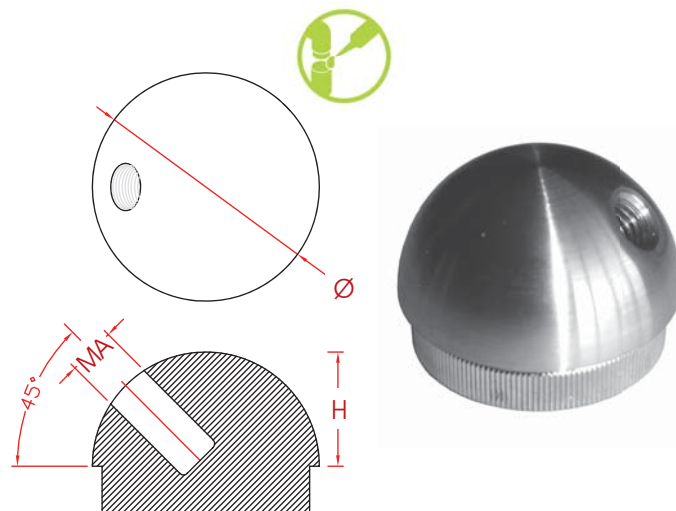
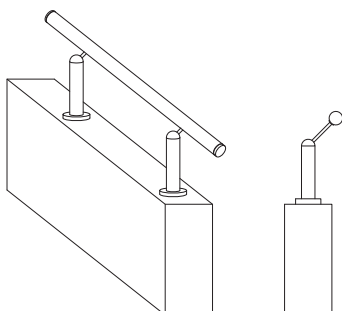
AISI 304	AISI 316S	Ø	MA
15.040A.04S	15.040A.16S	33,7 x 2,0 mm	M8
15.040B.04S	15.040B.16S	42,4 x 2,0 mm	M8
15.040C.04S	15.040C.16S	42,4 x 2,6 mm	M8
15.040D.04S	15.040D.16S	48,3 x 2,0 mm	M8
15.040E.04S		48,3 x 2,6 mm	M8



AISI 304	AISI 316S	AISI 316M	Ø	H	mod.
15.050A.04S	15.050A.16S		33,7 x 2,0 mm	17 mm	A
15.050B.04S	15.050B.16S	15.050B.16M	42,4 x 2,0 mm	21 mm	A
15.050C.04S	15.050C.16S		42,4 x 2,6 mm	21 mm	A
15.050D.04S	15.050D.16S		48,3 x 2,0 mm	24 mm	A
15.050E.04S			48,3 x 2,6 mm	24 mm	A
15.050K.04S			14,0 x 1,5 mm	7 mm	B
15.050L.04S			12,0 x 1,5 mm	6 mm	B



AISI 304	AISI 316S	AISI 316M	Ø	MA	H
15.060A.04S	15.060A.16S		33,7 x 2 mm	M8	16,8 mm
15.060B.04S	15.060B.16S	15.060B.16M	42,4 x 2 mm	M8	21,2 mm
15.060D.04S			48,3 x 2 mm	M8	24,2 mm




Tubi / Tubes / Tubos / Tubes


AISI 304	AISI 316S	AISI 316M	Ø	L
16.001L.04S	16.001L.16S		12,0 x 1,5 mm	6000 mm
16.001K.04S			14,0 x 1,5 mm	6000 mm
16.001H.04S			16,0 x 1,0 mm	6000 mm
16.001G.04S			30,0 x 2,5 mm	6000 mm
16.001A.04S	16.001A.16S		33,7 x 2,0 mm	6000 mm
16.001B.04S	16.001B.16S	16.001B.16M	42,4 x 2,0 mm	6000 mm
16.001C.04S			42,4 x 2,6 mm	6000 mm
16.001D.04S	16.001D.16S		48,3 x 2,0 mm	6000 mm
16.001E.04S			48,3 x 2,6 mm	6000 mm
16.001M.04S			20,0 x 1,5 mm	6000 mm
16.001N.04S			21,3 x 2,0 mm	6000 mm
16.001P.04S			26,9 x 2,0 mm	6000 mm
16.010L.04S			12,0 x 1,5 mm	3000 mm
16.010K.04S			14,0 x 1,5 mm	3000 mm
16.010H.04S			16,0 x 1,0 mm	3000 mm
16.010A.04S	16.010A.16S		33,7 x 2,0 mm	3000 mm
16.010B.04S	16.010B.16S	16.010B.16M	42,4 x 2,0 mm	3000 mm
16.010C.04S	16.010D.16S		42,4 x 2,6 mm	3000 mm
16.010D.04S			48,3 x 2,0 mm	3000 mm
16.010E.04S			48,3 x 2,6 mm	3000 mm
16.010M.04S			20,0 x 1,5 mm	3000 mm
16.010N.04S			21,3 x 2,0 mm	3000 mm
16.010P.04S			26,9 x 2,0 mm	3000 mm





Satinato / Satin / Satinado / Satiné



 Dati, foto e caratteristiche non sono impegnativi; EZ e Euro-Fer si riservano di apportare le modifiche che riterranno opportune per migliorare i suoi propri prodotti. Tutte le parti di questo catalogo - foto comprese - sono di proprietà EZ e Euro-Fer. La riproduzione, anche parziale, è vietata in ogni forma e con ogni mezzo.

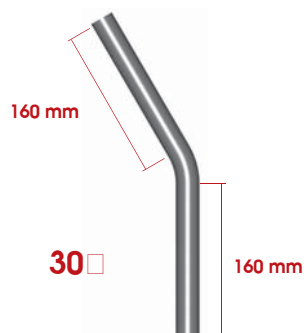
 Data, photos, and characteristics are not binding; EZ and Euro-Fer reserves the right to produce modifications considered necessary to improve its products. Every part of this catalogue - photos included - is EZ's and Euro-Fer's property. All forms of copying are strictly prohibited.

 Datos, foto y características no están atando; EZ y Euro-Fer se reserva de aportar las modificaciones que creará oportunas para mejorar sus productos. Todas las partes de este catálogo - fotos incluidas - son de propiedad EZ y Euro-Fer. La reproducción, también parcial, está prohibida en cada forma y con cada medio.

 Les renseignements indiqués sur nos documents, catalogues et autres supports sont donnés à titre indicatif sans engagements de notre part; EZ et Euro-Fer peut apporter n'importe quelles modifications pour améliorer ses produits. Toutes les parties de ce catalogue - y compris les photos - sont de propriété EZ et Euro-Fer. Leur reproduction, même partielle, est interdite, quelle que soit la forme ou le moyen.

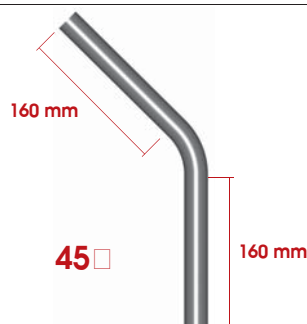
AISI 304	AISI 316S	Ø
16.100B.04S	16.100B.16S	42,4 x 2 mm

raggio di curvatura / radius of curvature / el radio de curvatura / le rayon de courbure **106 mm**



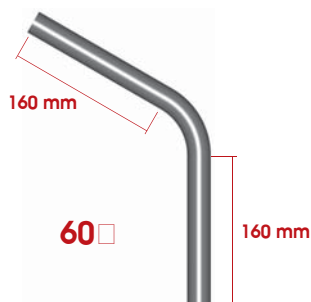
AISI 304	AISI 316S	Ø
16.101B.04S	16.101B.16S	42,4 x 2 mm

raggio di curvatura / radius of curvature / el radio de curvatura / le rayon de courbure **106 mm**



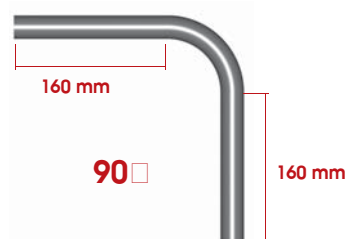
AISI 304	AISI 316S	Ø
16.102B.04S	16.102B.16S	42,4 x 2 mm

raggio di curvatura / radius of curvature / el radio de curvatura / le rayon de courbure **106 mm**



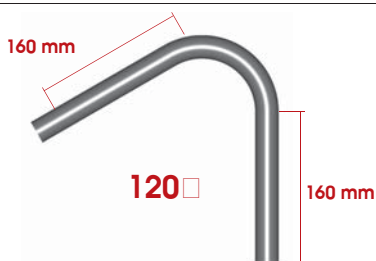
AISI 304	AISI 316S	Ø
16.103B.04S	16.103B.16S	42,4 x 2 mm

raggio di curvatura / radius of curvature / el radio de curvatura / le rayon de courbure **106 mm**



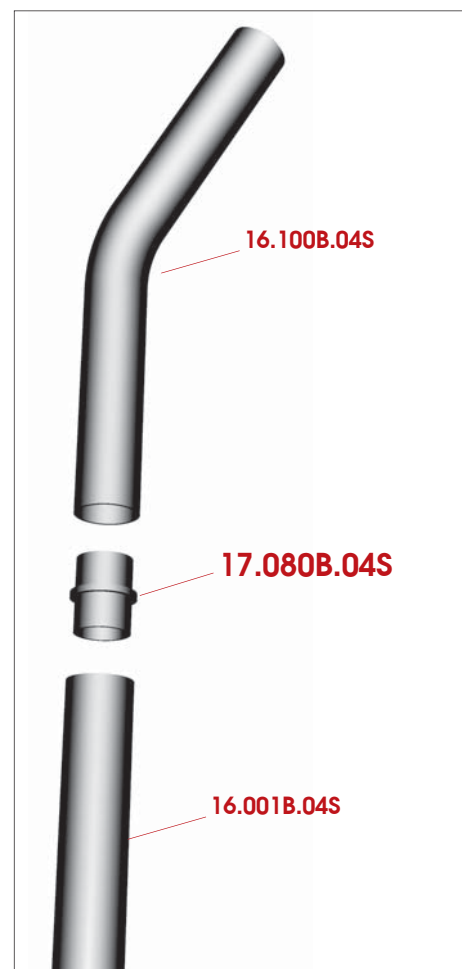
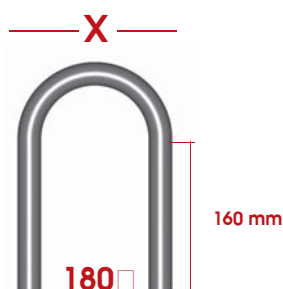
AISI 304	AISI 316S	Ø
16.104B.04S	16.104B.16S	42,4 x 2 mm

raggio di curvatura / radius of curvature / el radio de curvatura / le rayon de courbure **106 mm**




AISI 304	AISI 316S	Ø
16.105B.04S	16.105B.16S	42,4 x 2 mm

X = 250 mm



Esempio / Example / Ejemplo / Exemple



Curve a misura per tubo Ø 42,4 / Customized tube curve Ø 42,4 /
La curva del tubo personalizzata Ø 42,4 / Courbe du tube sur mesure Ø 42,4

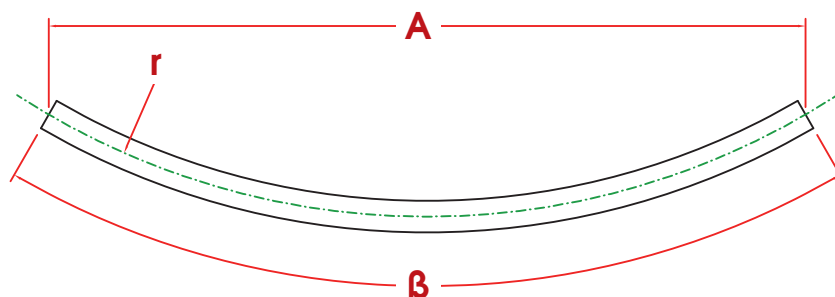
AISI 304	AISI 316	Ø
16.200B.04S	16.200B.16S	42,4 x 2 mm

pz.

A

r

B °



AISI 304	AISI 316	Ø
16.201B.04S	16.201B.16S	42,4 x 2 mm

pz.

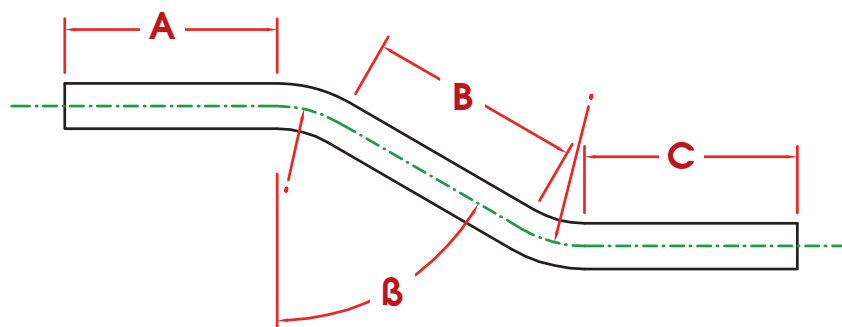
A

B

C

r 106 mm

B °



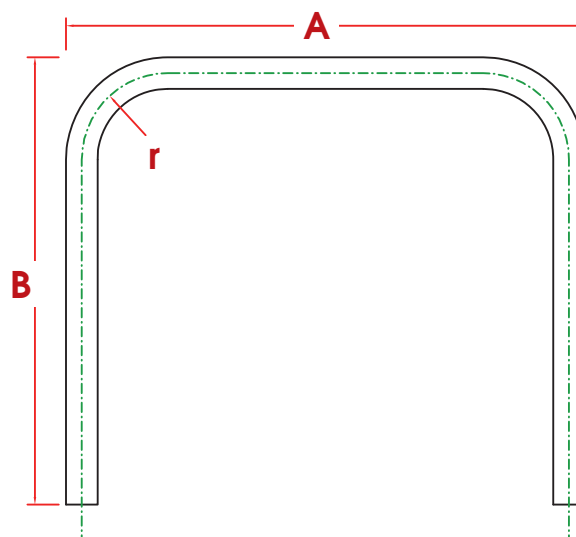
AISI 304	AISI 316	Ø
16.202B.04S	16.202B.16S	42,4 x 2 mm

pz.

A

B

r 106 mm



Azienda / Company

Tel.

Indirizzo / Address

Fax

Città / City and Country

E-mail

AISI 304	AISI 316S	Ø
16.203B.04S	16.203B.16S	42,4 x 2 mm

pz.

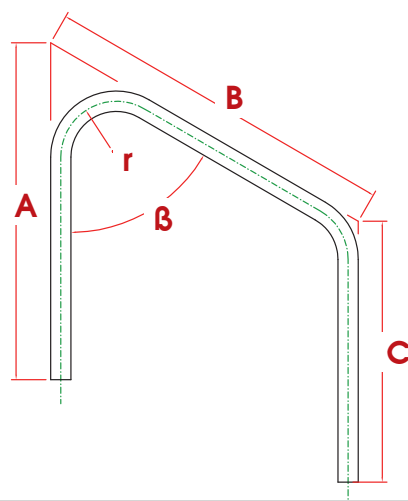
A

r 106 mm

B

β °

C



AISI 304	AISI 316S	Ø
16.204B.04S	16.204B.16S	42,4 x 2 mm

pz.

A

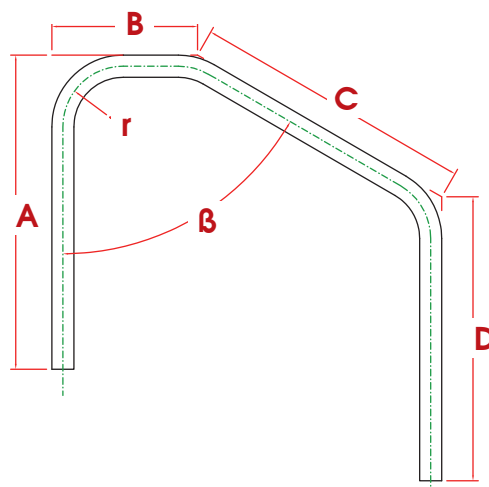
D

r 106 mm

B

β °

C



AISI 304	AISI 316S	Ø
16.205B.04S	16.205B.16S	42,4 x 2 mm

pz.

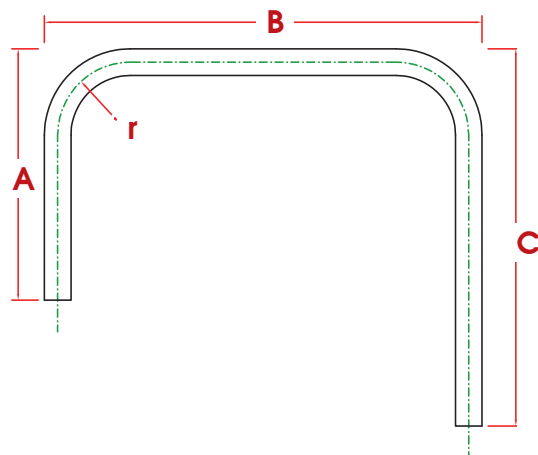
A

r 106 mm

B

β °

C



Azienda / Company

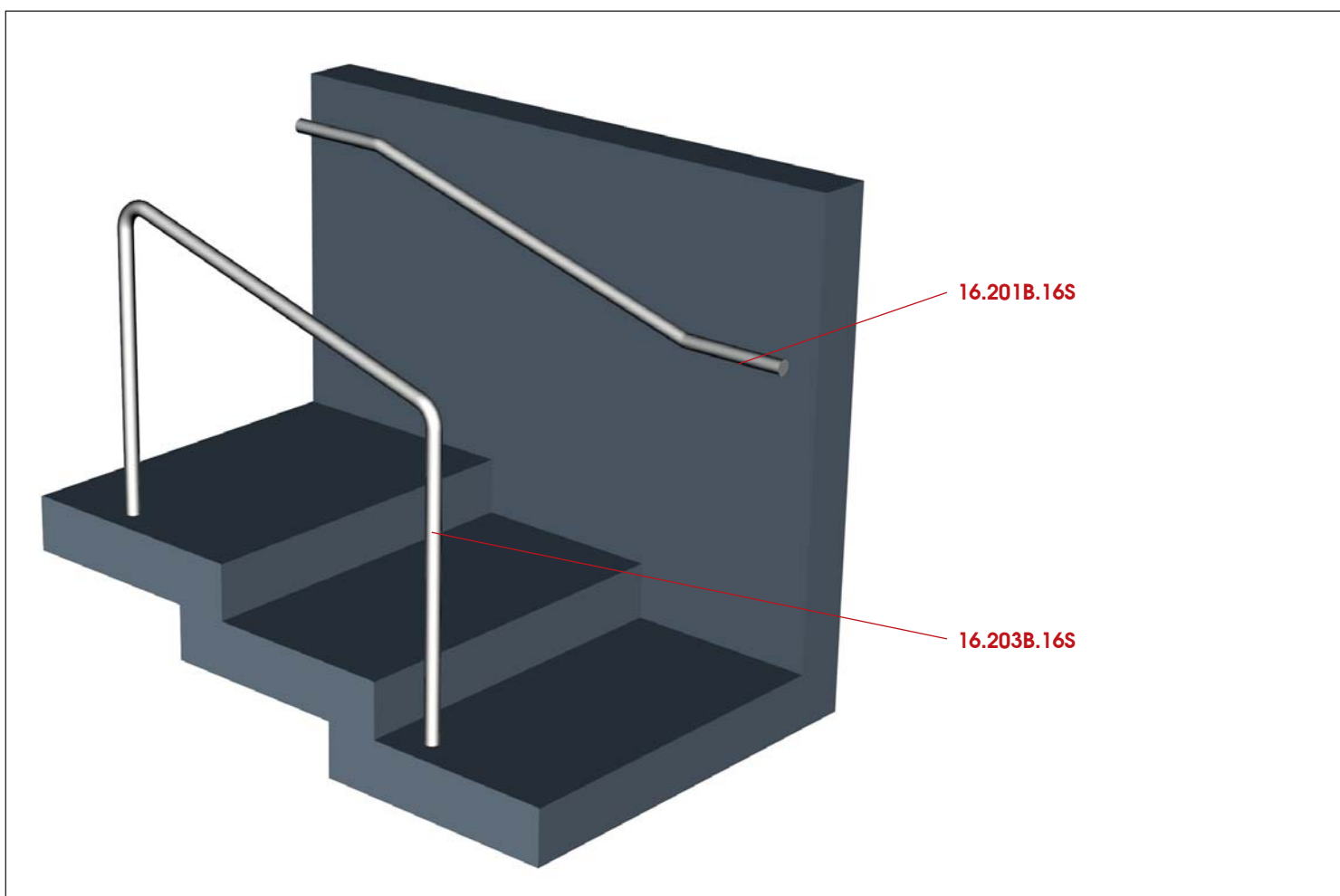
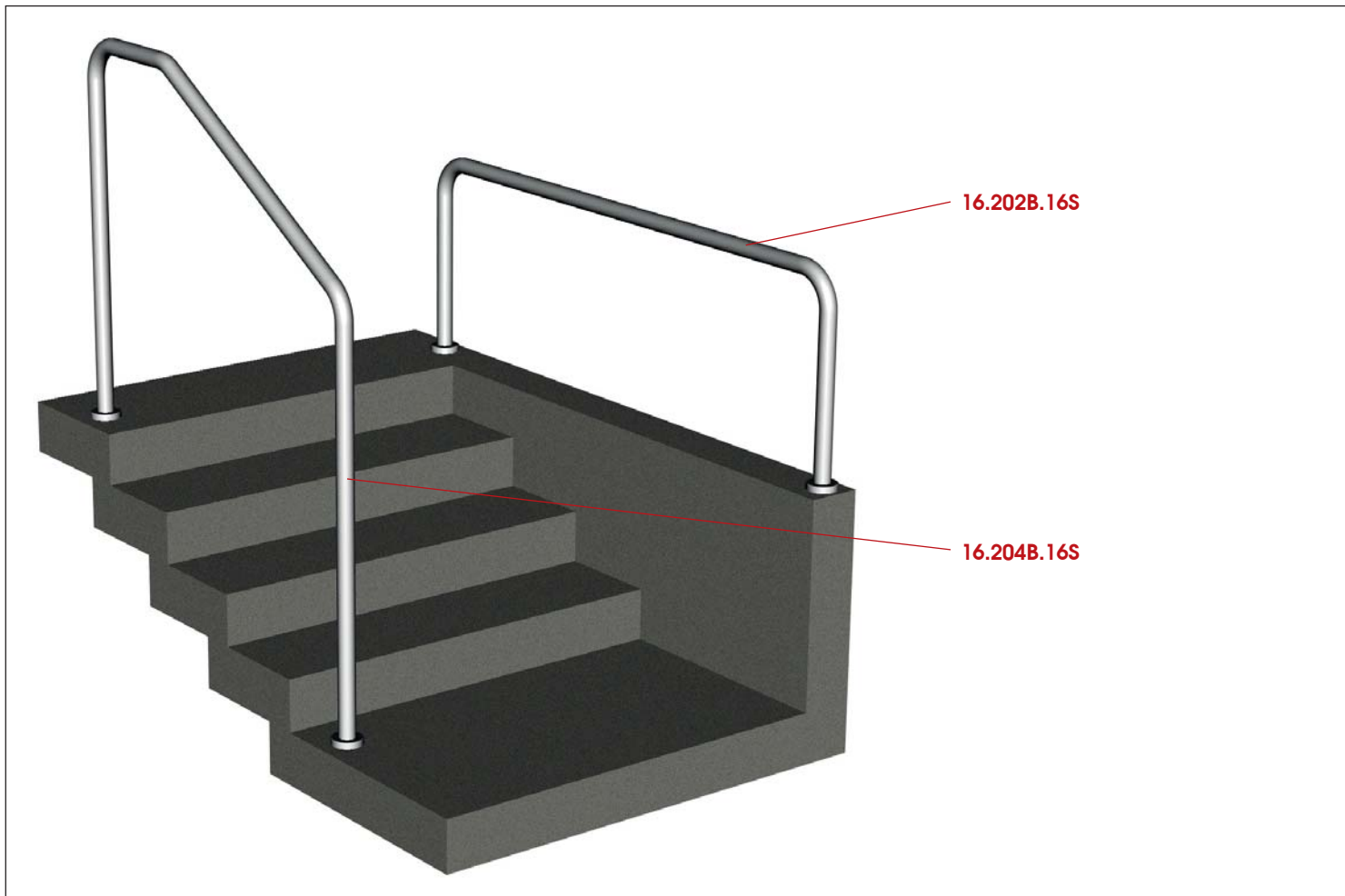
Tel.

Indirizzo / Address

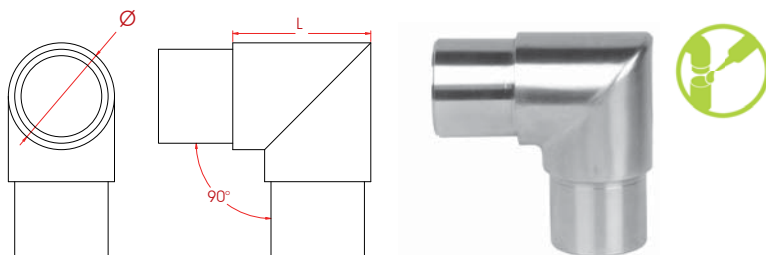
Fax

Città / City and Country

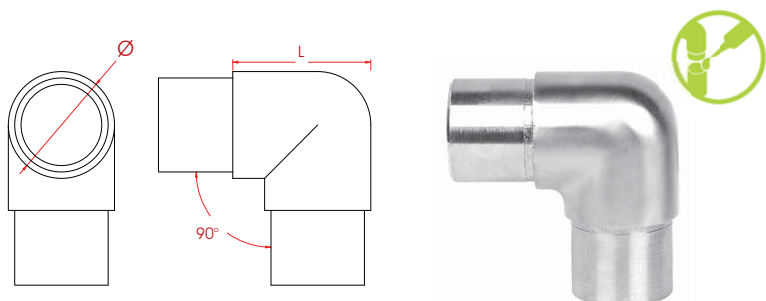
E-mail



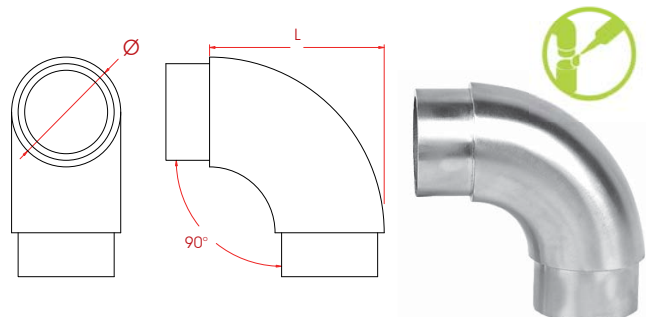
AISI 304	AISI 316S	AISI 316M	Ø	L
17.001A.04S	17.001A.16S		33,7 x 2,0 mm	40 mm
17.001B.04S	17.001B.16S	17.001B.16M	42,4 x 2,0 mm	50 mm
17.001C.04S			42,4 x 2,6 mm	50 mm
17.001D.04S			48,3 x 2,0 mm	60 mm
17.001E.04S			48,3 x 2,6 mm	60 mm



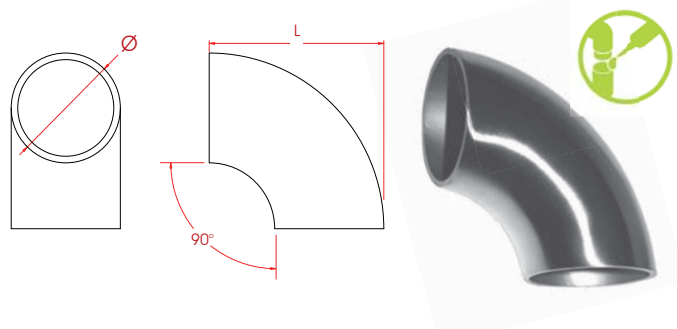
AISI 304	Ø	L
17.010A.04S	33,7 x 2,0 mm	40 mm
17.010B.04S	42,4 x 2,0 mm	50 mm
17.010C.04S	42,4 x 2,6 mm	50 mm
17.010D.04S	48,3 x 2,0 mm	60 mm
17.010E.04S	42,4 x 2,6 mm	60 mm



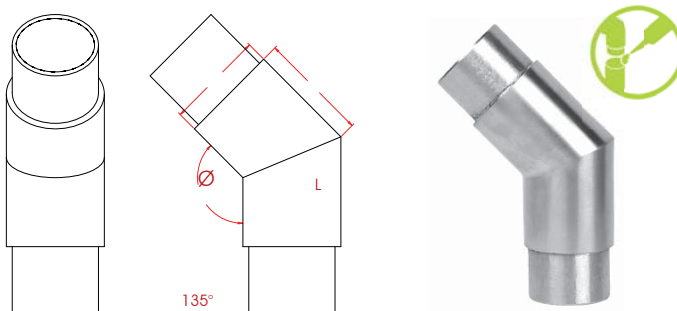
AISI 304	AISI 316S	AISI 316M	ZAMAK	Ø	L
17.020A.04S	17.020A.16S			33,7 x 2,0 mm	40 mm
17.020B.04S	17.020B.16S	17.020B.16M	17.020B.ZZS	42,4 x 2,0 mm	65 mm
17.020C.04S				42,4 x 2,6 mm	50 mm
17.020D.04S				48,3 x 2,0 mm	60 mm
17.020E.04S				48,3 x 2,6 mm	60 mm



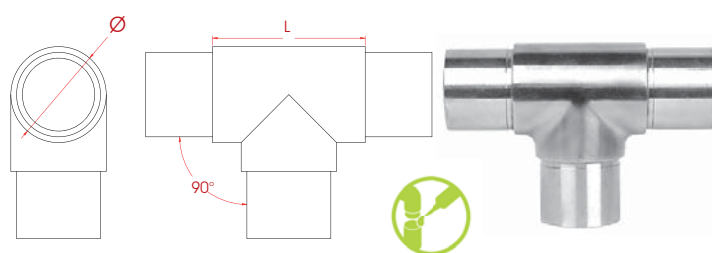
AISI 304	Ø	L
17.021B.04S	42,4 x 2 mm	68 mm



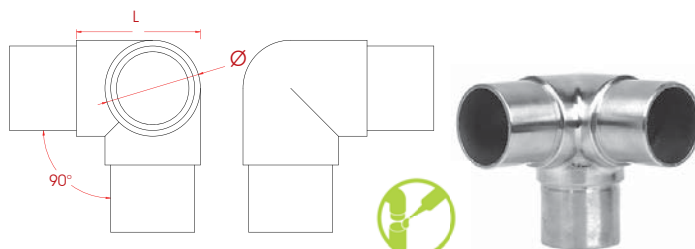
AISI 304	AISI 316S	AISI 316M	Ø	L
17.030A.04S	17.030A.16S		33,7 x 2,0 mm	32 mm
17.030B.04S	17.030B.16S	17.030B.16M	42,4 x 2,0 mm	38 mm
17.030C.04S			42,4 x 2,6 mm	38 mm
17.030D.04S			48,3 x 2,0 mm	44 mm
17.030E.04S			48,3 x 2,6 mm	44 mm



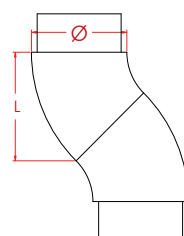
AISI 304	AISI 316S	AISI 316M	Ø	L
17.040A.04S	17.040A.16S		33,7 x 2,0 mm	48 mm
17.040B.04S	17.040B.16S	17.040B.16S	42,4 x 2,0 mm	60 mm
17.040C.04S			42,4 x 2,6 mm	60 mm
17.040D.04S			48,3 x 2,0 mm	70 mm
17.040E.04S			48,3 x 2,6 mm	70 mm



AISI 304	AISI 316S	AISI 316M	Ø	L
17.050A.04S	17.050A.16S		33,7 x 2,0 mm	40 mm
17.050B.04S	17.050B.16S	17.050B.16M	42,4 x 2,0 mm	50 mm
17.050C.04S			42,4 x 2,6 mm	50 mm
17.050D.04S			48,3 x 2,0 mm	60 mm
17.050E.04S			48,3 x 2,6 mm	60 mm



AISI 304	AISI 316S	AISI 316M	Ø	L
17.060A.04S	17.060A.16S		33,7 x 2,0 mm	35 mm
17.060B.04S	17.060B.16S	17.060B.16M	42,4 x 2,0 mm	52 mm
17.060C.04S			42,4 x 2,6 mm	52 mm
17.060D.04S			48,3 x 2,0 mm	55 mm
17.060E.04S			48,3 x 2,6 mm	55 mm



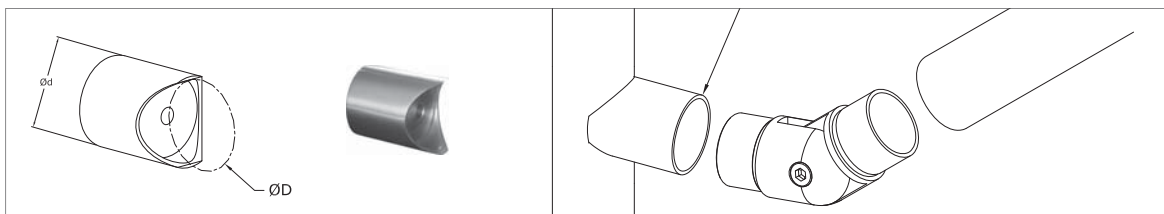
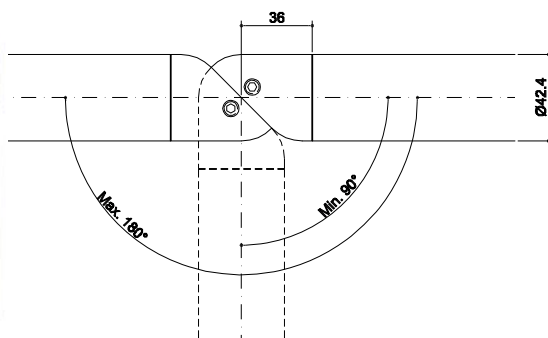
regolabile / adjustable /
ajustable / réglable



AISI 304	Ø
C3-15A-IN	33,7 x 2,0 mm



Anima in legno da inserire nel tubo / Wood core to be inserted in the tube / Núcleo de madera que se inserta en el tubo / Cœur en bois pour l'insertion dans le tube



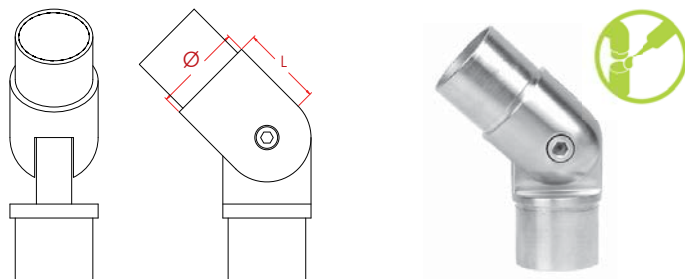
COD.

50.300A.04S Adattatore maschio - femmina 33,7 x 33,7 mm / male - female adapter 33,7 x 33,7 mm / Adaptador M - H 33,7 x 33,7 mm / Adaptateur mâle/femelle 33,7 x 33,7 mm

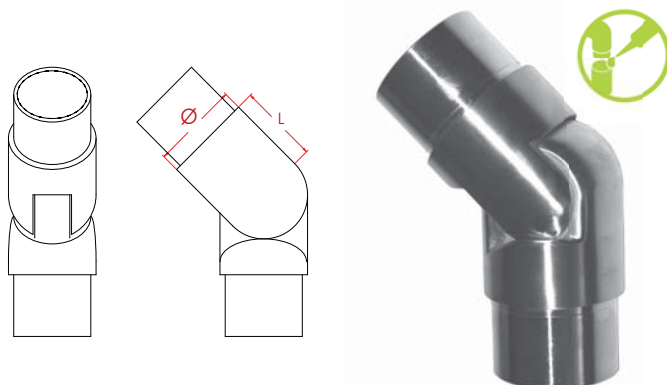
50.300B.04S Adattatore maschio - femmina 42,4 x 42,4 mm / male - female adapter / 42,4 x 42,4 mm / Adaptador M - H 42,4 x 42,4 mm / Adaptateur mâle/femelle 42,4 x 42,4 mm

50.300D.04S Adattatore maschio - femmina 48,3 x 48,3 mm / male - female adapter / 48,3 x 48,3 mm / Adaptador M - H 48,3 x 48,3 mm / Adaptateur mâle/femelle 48,3 x 48,3 mm

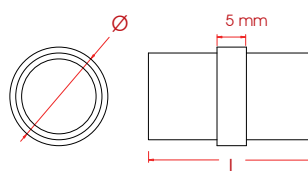
AISI 304	AISI 316S	AISI 316M	Ø	L
17.070A.04S	17.070A.16S		33,7 x 2,0 mm	22 mm
17.070B.04S	17.070B.16S	17.070B.16M	42,4 x 2,0 mm	27 mm
17.070C.04S			42,4 x 2,6 mm	27 mm
17.070D.04S			48,3 x 2,0 mm	30 mm
17.070E.04S			48,3 x 2,6 mm	30 mm



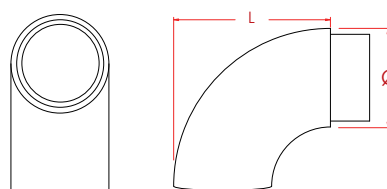
AISI 304	AISI 316S	Ø	L
17.075B.04S	17.075B.16S	42,4 x 2,0 mm	32 mm

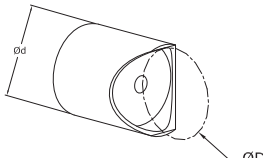

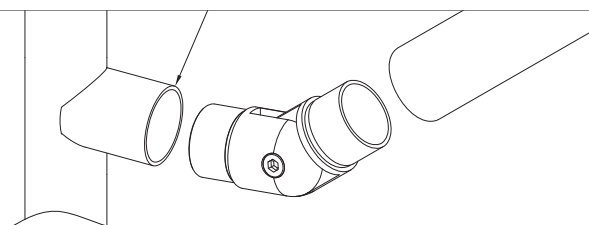


AISI 304	AISI 316S	AISI 316M	Ø	L
17.080A.04S	17.080A.16S		33,7 x 2,0 mm	45 mm
17.080B.04S	17.080B.16S	17.080B.16M	42,4 x 2,0 mm	55 mm
17.080C.04S			42,4 x 2,6 mm	55 mm
17.080D.04S			48,3 x 2,0 mm	65 mm
17.080E.04S			48,3 x 2,6 mm	65 mm



AISI 304	Ø	L
17.090A.04S	33,7 x 2,0 mm	42 mm
17.090B.04S	42,4 x 2,0 mm	65 mm
17.090C.04S	42,4 x 2,6 mm	50 mm
17.090D.04S	48,3 x 2,0 mm	60 mm
17.090E.04S	48,3 x 2,6 mm	60 mm



COD.

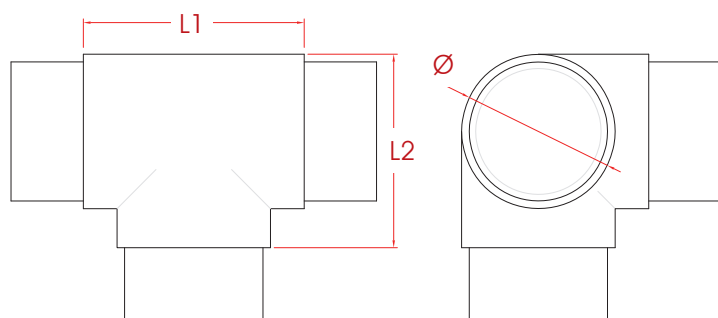
50.300A.04S Adattatore maschio - femmina 33,7 x 33,7 mm / male - female adapter 33,7 x 33,7 mm / Adaptador M - H 33,7 x 33,7 mm / Adaptateur mâle/femelle 33,7 x 33,7 mm

50.300B.04S Adattatore maschio - femmina 42,4 x 42,4 mm / male - female adapter / 42,4 x 42,4 mm / Adaptador M - H 42,4 x 42,4 mm / Adaptateur mâle/femelle 42,4 x 42,4 mm

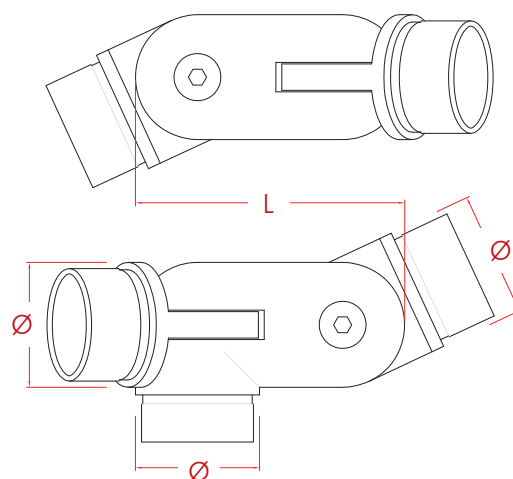
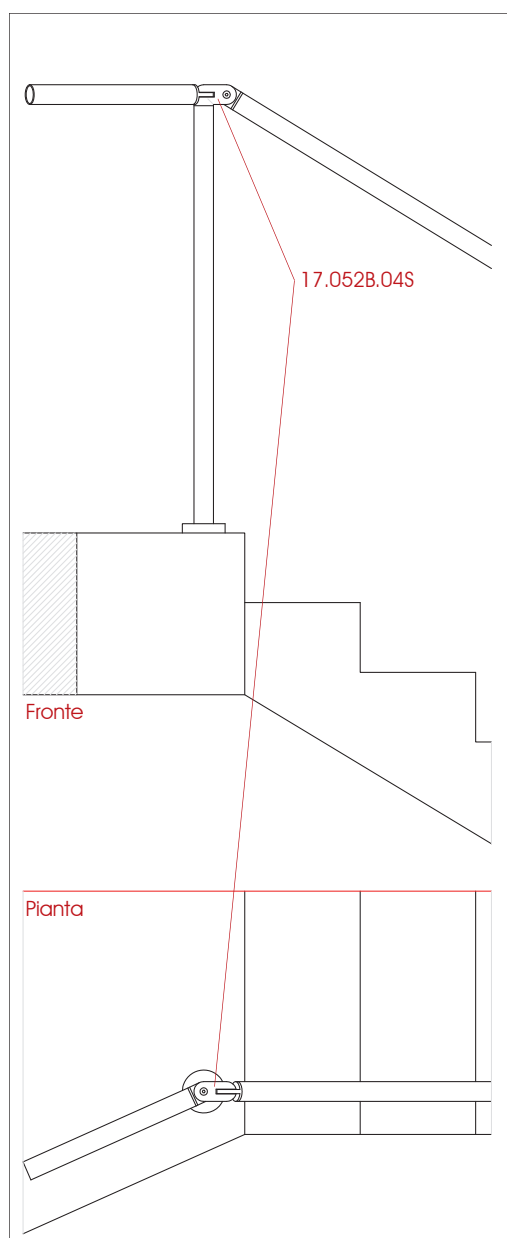
50.300D.04S Adattatore maschio - femmina 48,3 x 48,3 mm / male - female adapter / 48,3 x 48,3 mm / Adaptador M - H 48,3 x 48,3 mm / Adaptateur mâle/femelle 48,3 x 48,3 mm



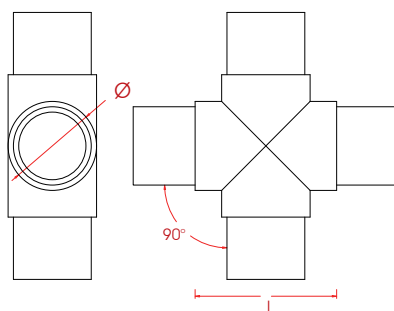
AISI 304	Ø	L1	L2
17.051B.04S	42,2 x 2,0 mm	61 mm	53 mm



AISI 304	Ø	L
17.052B.04S	42,2 x 2,0 mm	92 mm


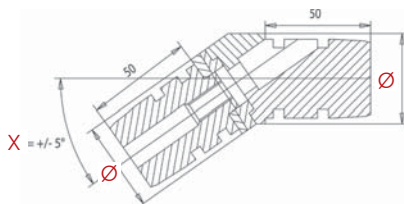


AISI 304	Ø	L
17.100A.04S	33,7 x 2,0 mm	48 mm
17.100B.04S	42,4 x 2,0 mm	60 mm
17.100C.04S	42,4 x 2,6 mm	60 mm
17.100D.04S	48,3 x 2,0 mm	68 mm
17.100E.04S	48,3 x 2,6 mm	68 mm



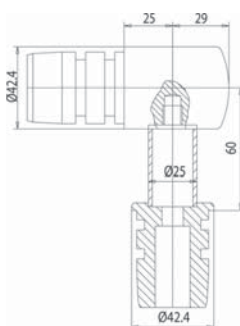
AISI 304	Ø	X
17.111B.04S	42,4 mm	35°
17.112B.04S	42,4 mm	45°

Per tubo / For tube / Por tubo / Pour tube Ø 42,4 x 2,0/2,6




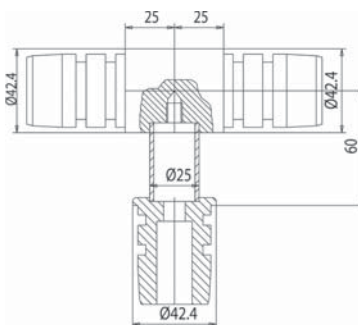
AISI 304	Ø	
17.120B.04S	42,4 mm	90°

Per tubo / For tube / Por tubo / Pour tube Ø 42,4 x 2,0/2,6



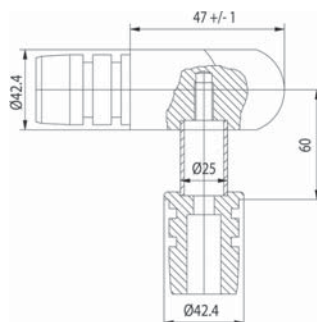
AISI 304	Ø	
17.130B.04S	42,4 mm	180°

Per tubo / For tube / Por tubo / Pour tube Ø 42,4 x 2,0/2,6



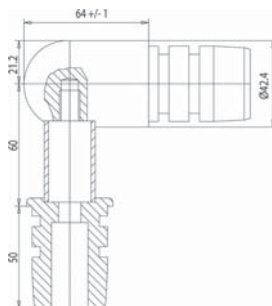
AISI 304	Ø	
17.140B.04S	42,4 mm	135°

Per tubo / For tube / Por tubo / Pour tube Ø 42,4 x 2,0/2,6



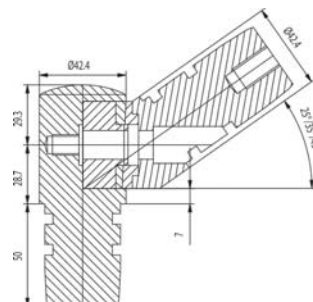
AISI 304	Ø	
17.150B.04S	42,4 mm	90°

Per tubo / For tube / Por tubo / Pour tube Ø 42,4 x 2,0/2,6



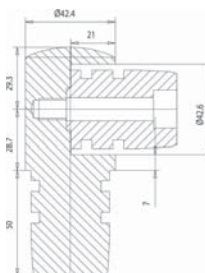
AISI 304	Ø	
17.160B.04S	42,4 mm	25°
17.161B.04S	42,4 mm	35°

Per tubo / For tube / Por tubo / Pour tube Ø 42,4 x 2,0/2,6



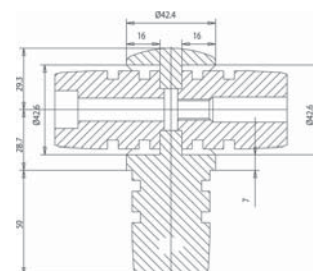
AISI 304	Ø	
17.170B.04S	42,4 mm	90°

Per tubo / For tube / Por tubo / Pour tube Ø 42,4 x 2,0/2,6



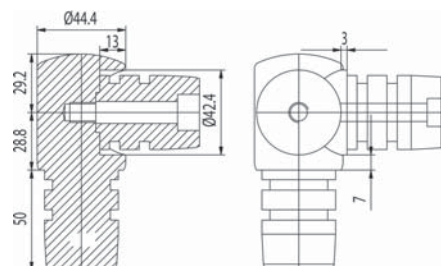
AISI 304	Ø	
17.180B.04S	42,4 mm	180°

Per tubo / For tube / Por tubo / Pour tube Ø 42,4 x 2,0/2,6

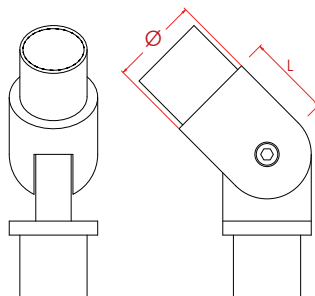


AISI 304	Ø	
17.190B.04S	42,4 mm	90°

Per tubo / For tube / Por tubo / Pour tube Ø 42,4 x 2,0/2,6



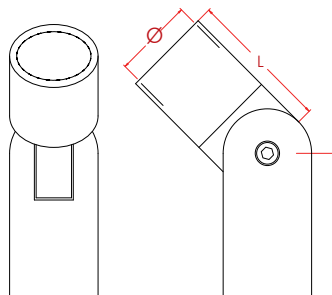
AISI 304	Ø	L
18.001H.04S	16,0 x 1 mm	11,0 mm



regolabile / adjustable /
ajustable / réglable

AISI 304	AISI 316S	AISI 316M	Ø	L
18.010X.04S	18.010X.16S		hole 10 mm	35,0 mm
18.011X.04S	18.011X.16S	18.011X.16M	hole 12 mm	36,0 mm
18.012X.04S	18.012X.16S		hole 14 mm	37,0 mm

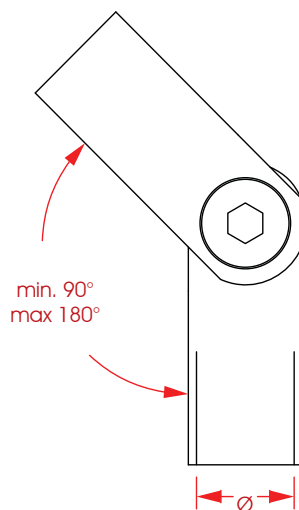
hole = foro / agujero / trous



regolabile / adjustable /
ajustable / réglable

AISI 304	Ø
18.021X.04S	hole 12 mm
18.022X.04S	hole 14 mm

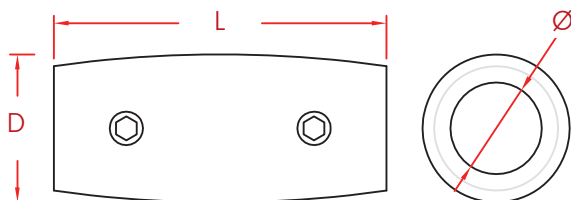
hole = foro / agujero / trous



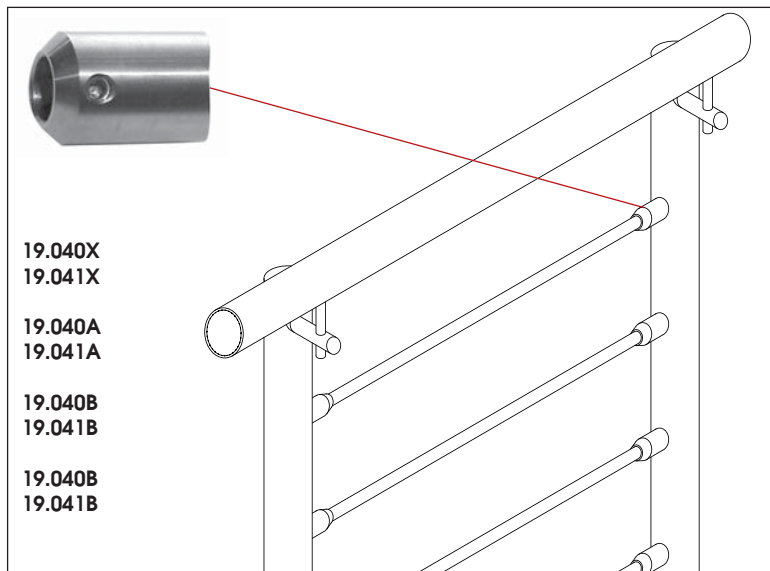


regolabile / adjustable /
ajustable / réglable

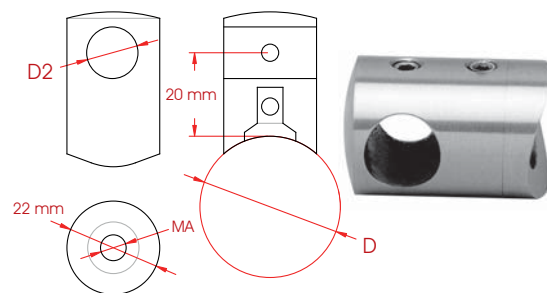
AISI 304	AISI 316S	Ø	L	D
18.030X.04S	18.030X.16S	hole 10 mm	45,0 mm	20,0 mm
18.031X.04S	18.031X.16S	hole 12 mm	45,0 mm	20,0 mm
18.032X.04S	18.032X.16S	hole 14 mm	45,0 mm	20,0 mm

hole = foro / agujero / trous





AISI 304	AISI 316S	AISI 316M	ZAMAK	D	D2	MA
19.001A.04S	19.001A.16S			33,7 mm	10 mm	6,5 mm
19.002A.04S	19.002A.16S			33,7 mm	12 mm	6,5 mm
19.003A.04S	19.003A.16S			33,7 mm	14 mm	6,5 mm
19.004B.04S	19.004B.16S	19.004B.16M	19.004B.ZZS	42,4 mm	10 mm	6,5 mm
19.005B.04S	19.005B.16S	19.005B.16M	19.005B.ZZS	42,4 mm	12 mm	6,5 mm
19.006B.04S	19.006B.16S	19.006B.16M		42,4 mm	14 mm	6,5 mm
19.007D.04S				48,3 mm	10 mm	6,5 mm
19.008D.04S				48,3 mm	12 mm	6,5 mm
19.009D.04S				48,3 mm	14 mm	6,5 mm

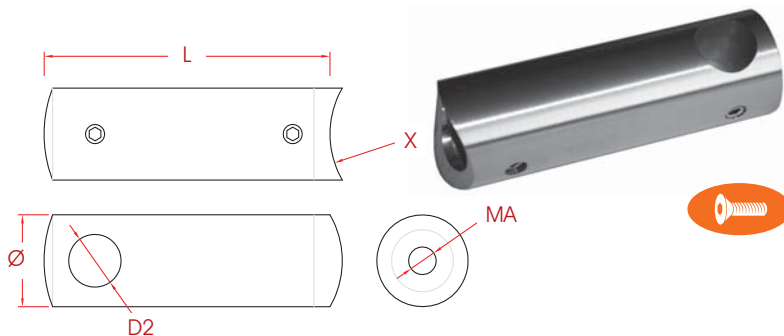


AISI 304	AISI 316S	AISI 316M	D	D2
19.010B.04S			42,4 mm	10 mm - foro non passante destro / blind hole on right / agujero derecho ciego/ trou pas passant droit
19.011B.04S			42,4 mm	10 mm - foro non passante sinistro / blind hole on left / agujero izquierdo ciego / trou pas passant sinistre
19.012B.04S	19.012B.16S	19.012B.16M	42,4 mm	12 mm - foro non passante destro / blind hole on right / agujero derecho ciego/ trou pas passant droit
19.013B.04S	19.013B.16S	19.013B.16M	42,4 mm	12 mm - foro non passante sinistro / blind hole on left / agujero izquierdo ciego / trou pas passant sinistre
19.014B.04S	19.012X.16S	19.012X.16M	42,4 mm	14 mm - foro non passante destro / blind hole on right / agujero derecho ciego/ trou pas passant droit
19.015B.04S	19.013X.16S	19.013X.16M	42,4 mm	14 mm - foro non passante sinistro / blind hole on left / agujero izquierdo ciego / trou pas passant sinistre
19.010X.04S			flat	10 mm - foro non passante destro / blind hole on right / agujero derecho ciego/ trou pas passant droit
19.011X.04S			flat	10 mm - foro non passante sinistro / blind hole on left / agujero izquierdo ciego / trou pas passant sinistre
19.012X.04S	19.012X.16S		flat	12 mm - foro non passante destro / blind hole on right / agujero derecho ciego/ trou pas passant droit
19.013X.04S	19.013X.16S		flat	12 mm - foro non passante sinistro / blind hole on left / agujero izquierdo ciego / trou pas passant sinistre
19.014X.04S			flat	14 mm - foro non passante destro / blind hole on right / agujero derecho ciego/ trou pas passant droit
19.015X.04S			flat	14 mm - foro non passante sinistro / blind hole on left / agujero izquierdo ciego / trou pas passant sinistre

Sostegni per barre / Bar holders / Bidas para varillas / Supports pour barres

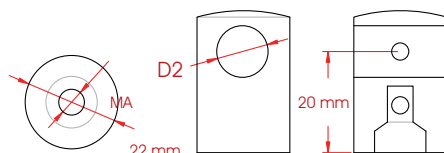
AISI 304	X	D2	Ø	MA	L
19.016B.04S	42,4 mm	10 mm	21,6 mm	6,5 mm	68,0 mm
19.017B.04S	42,4 mm	12 mm	21,6 mm	6,5 mm	68,0 mm
19.018B.04S	42,4 mm	14 mm	21,6 mm	6,5 mm	68,0 mm

Per tubo / For tube / Para tubo / Pour tube



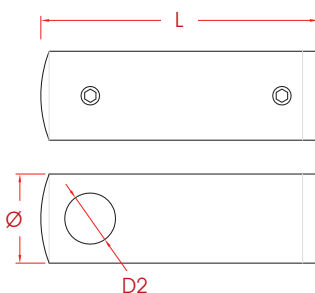
AISI 304		D2	MA
19.020X.04S	flat	10 mm	6,5 mm
19.021X.04S	flat	12 mm	6,5 mm
19.022X.04S	flat	14 mm	6,5 mm

flat = piatto / pletina / plat

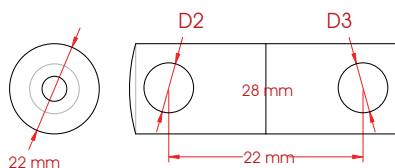


AISI 304		D2	Ø	MA	L
19.025X.04S	flat	10 mm	21,6 mm	6,5 mm	68,0 mm
19.026X.04S	flat	12 mm	21,6 mm	6,5 mm	68,0 mm
19.027X.04S	flat	14 mm	21,6 mm	6,5 mm	68,0 mm

flat = piatto / pletina / plat



AISI 304	D2	D3
19.030X.04S	10 mm	10 mm
19.031X.04S	12 mm	10 mm
19.032X.04S	12 mm	12 mm
19.033X.04S	14 mm	10 mm
19.034X.04S	14 mm	12 mm
19.035X.04S	14 mm	14 mm

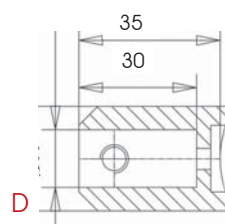


AISI 304	AISI 316S	AISI 316M	X	D
19.042X.04S			flat	10 mm
19.040X.04S	19.040X.16S		flat	12 mm
19.041X.04S	19.041X.16S		flat	14 mm


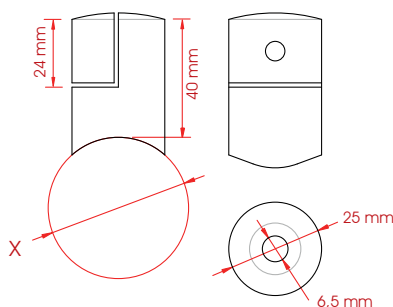
Per superfici piane / For flat surface / Para superficie plana / Pour surface plane

19.042A.04S			33,7 mm	10 mm
19.040A.04S	19.040A.16S		33,7 mm	12 mm
19.041A.04S	19.041A.16S		33,7 mm	14 mm
19.042B.04S			42,4 mm	10 mm
19.040B.04S	19.040B.16S	19.040B.16M	42,4 mm	12 mm
19.041B.04S	19.041B.16S		42,4 mm	14 mm

Per tubo / For tube / Para tubo / Pour tube



AISI 304	X	T
19.050X.04S	flat	1,5 - 4 mm
19.050A.04S	33,7 mm	1,5 - 4 mm
19.050B.04S	42,4 mm	1,5 - 4 mm
19.050D.04S	48,3 mm	1,5 - 4 mm




AISI 304	AISI 316S	X	D
19.062X.04S		flat	10 mm
19.060X.04S	19.060X.16S	flat	12 mm
19.061X.04S	19.061X.16S	flat	14 mm

Per superfici piane / For flat surface / Para superficie plana / Pour surface plane

19.062A.04S		33,7 mm	10 mm
19.060A.04S	19.060A.16S	33,7 mm	12 mm
19.061A.04S	19.061A.16S	33,7 mm	14 mm
19.062B.04S		42,4 mm	10 mm
19.060B.04S	19.060B.16S	42,4 mm	12 mm
19.061B.04S	19.061B.16S	42,4 mm	14 mm
19.062B.04S		42,4 mm	10 mm
19.060B.04S		42,4 mm	12 mm
19.061B.04S		42,4 mm	14 mm

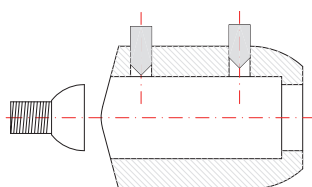
Per tubo / For tube / Para tubo / Pour tube



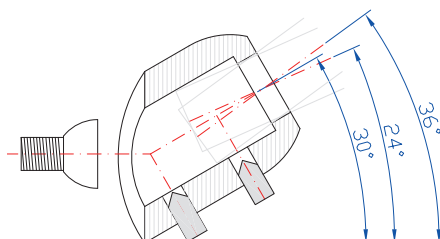
regolabile / adjustable /
ajustable / réglable



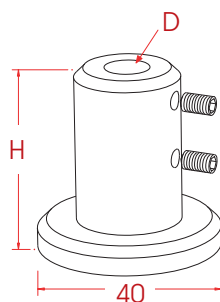
AISI 304	X	D
19.070A.04S	33,7 mm	12 mm
19.070B.04S	42,4 mm	12 mm
19.070D.04S	48,3 mm	12 mm



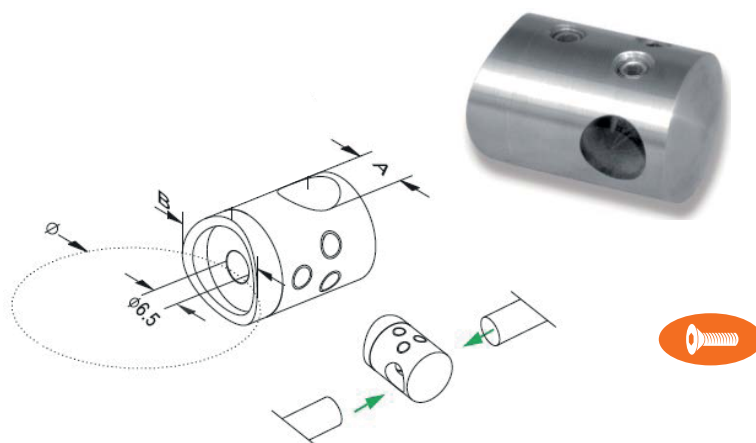
AISI 304	X	D
19.080A.04S	33,7 mm	12 mm
19.080B.04S	42,4 mm	12 mm
19.080D.04S	48,3 mm	12 mm



AISI 304	H	D
19.090X.04S	40 mm	10 mm
19.091X.04S	40 mm	12 mm
19.092X.04S	40 mm	14 mm




AISI 304	AISI 316S	B	A
19.100A.04S		33,7 mm	10 mm
19.100B.04S	19.100B.16S	42,4 mm	10 mm
19.100D.04S		48,3 mm	10 mm
19.100X.04S	19.100X.16S	flat	10 mm
19.101A.04S		33,7 mm	12 mm
19.101B.04S	19.101B.16S	42,4 mm	12 mm
19.101D.04S		48,3 mm	12 mm
19.101X.04S	19.101X.16S	flat	12 mm
19.102A.04S		33,7 mm	14 mm
19.102B.04S	19.102B.16S	42,4 mm	14 mm
19.102D.04S		48,3 mm	14 mm
19.102X.04S	19.102X.16S	flat	14 mm



Per tubo / For tube / Para tubo / Pour tube

Barre / Bars / Barras / Barres

AISI 304	AISI 316S	●	L
20.130X.04S		8 mm	3000 mm
20.001X.04S	20.001X.16S	10 mm	3000 mm
20.010X.04S		12 mm	3000 mm
20.020X.04S	20.020X.16S	14 mm	3000 mm
20.031X.04S		8 mm	6000 mm
20.002X.04S	20.002X.16S	10 mm	6000 mm
20.011X.04S	20.011X.16S	12 mm	6000 mm
20.021X.04S	20.021X.16S	14 mm	6000 mm



AISI 304	H	●
21.001X.04S	950 mm	14 mm
21.002X.04S	950 mm	12 mm



borchia in ottone /
brass stud /
macolla de latòn /
bague en laiton

AISI 304	H	●
21.003X.04S	950 mm	14 mm
21.004X.04S	950 mm	12 mm



21.100X.BRP
foro / hole / agujero /
trous Ø 14 mm

21.101X.BRP
foro / hole / agujero /
trous Ø 12 mm

AISI 304	H	●
21.005X.04S	950 mm	14 mm
21.006X.04S	950 mm	12 mm



borchia in acciaio
/ steel stud /
macolla de acero
/ bague en inox

AISI 304	H	●
21.007X.04S	950 mm	14 mm
21.008X.04S	950 mm	12 mm



21.100X.04S
foro / hole / agujero /
trous Ø 14 mm

21.101X.04S
foro / hole / agujero /
trous Ø 12 mm

AISI 304	H	●
21.009X.04S	950 mm	14 mm
21.010X.04S	950 mm	12 mm
21.009T.04S	950 mm	Ø 14 x 1,5 mm tubo / tube tubos



AISI 304	H	●
21.011X.04S	950 mm	14 mm

114 mm



100 mm



AISI 304	H	●
21.013X.04S	950 mm	14 mm

90 mm




230 mm



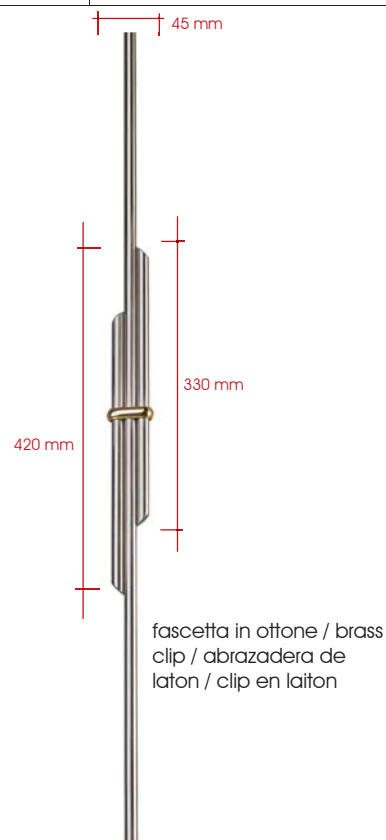
AISI 304	H	●
21.015X.04S	950 mm	14 mm



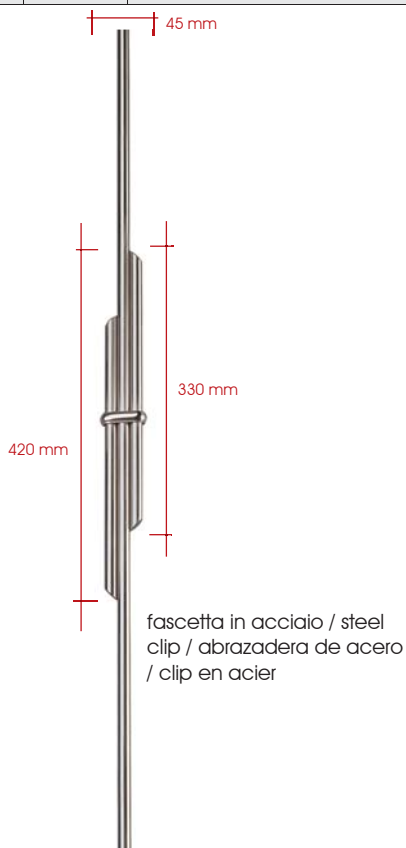
AISI 304	H	●
21.017X.04S	950 mm	14 mm




AISI 304	H	●
21.019X.04S	950 mm	14 mm
21.019T.04S	950 mm	Ø 14 x 1,5 mm tubo / tube / tubos




AISI 304	H	●
21.021X.04S	950 mm	14 mm
21.022X.04S	950 mm	12 mm
21.021T.04S	950 mm	Ø 14 x 1,5 mm tubo / tube / tubos



AISI 304	H	●
21.023X.04S	950 mm	14 mm
21.024X.04S	950 mm	12 mm




AISI 304	H	●
21.025X.04S	950 mm	14 mm
21.026X.04S	950 mm	12 mm



AISI 304	H	●
21.027X.04S	950 mm	14 mm
21.028X.04S	950 mm	12 mm



AISI 304	H	●
21.029X.04S	950 mm	14 mm



fascetta e sfera in
ottone / brass clip
and sphere / bola y
abrazadera de laton
/ clips et sphères en
laiton

AISI 304	H	●
21.030X.04S	950 mm	14 mm



fascetta e sfera in
ottone / brass clip
and sphere / bola y
abrazadera de laton
/ clips et sphères en
laiton

AISI 304	H	●
21.031X.04S	950 mm	14 mm



fascetta e sfera in
ottone / brass clip
and sphere / bola y
abrazadera de laton
/ clips et sphères en
laiton

AISI 304	H	●
21.033X.04S	950 mm	14 mm



fascetta e sfera in acciaio /
steel clip and sphere / bola y
abrazadera de acero / clips
et sphères en acier

AISI 304	H	●
21.035X.04S	950 mm	14 mm
21.036X.04S	950 mm	12 mm



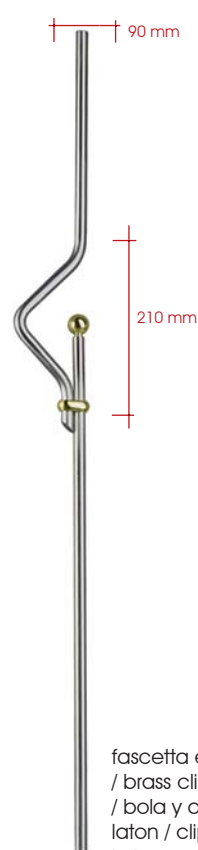
sfera in ottone / brass
sphere / bola de laton /
sphères en laiton

AISI 304	H	●
21.037X.04S	950 mm	14 mm
21.038X.04S	950 mm	12 mm



sfera in acciaio / steel
sphere / bola de acero /
sphères en acier

AISI 304	H	●
21.039X.04S	950 mm	14 mm



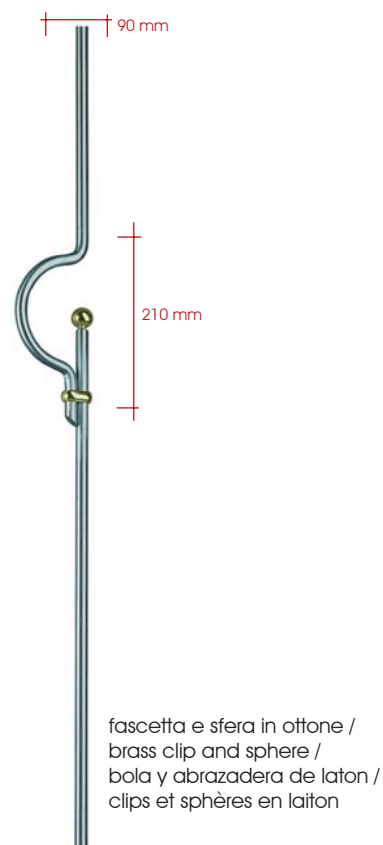
fascetta e sfera in ottone
/ brass clip and sphere
/ bola y abrazadera de
laton / clips et sphères en
laiton

Paletti ornamentali / Decorative stakes / Barrotes ornamentales / Balustres décoratives

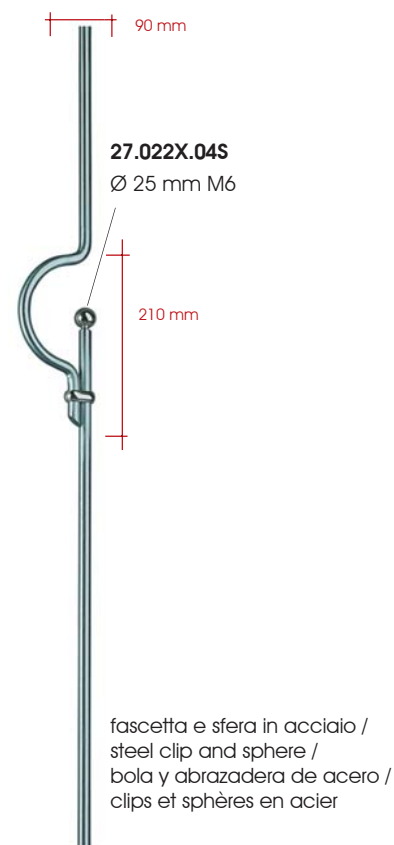
AISI 304	H	●
21.041X.04S	950 mm	14 mm



AISI 304	H	●
21.043X.04S	950 mm	14 mm



AISI 304	H	●
21.045X.04S	950 mm	14 mm



AISI 304	H	●
21.055X.04S	950 mm	14 mm
21.055X.04S	950 mm	12 mm

AISI 304	H	●
21.057X.04S	950 mm	14 mm
21.058X.04S	950 mm	12 mm

AISI 304	H	●
21.067X.04S	950 mm	14 mm
21.068X.04S	950 mm	12 mm

AISI 304	H	●
21.069X.04S	950 mm	14 mm
21.072X.04S	950 mm	12 mm



AISI 304	H	●
21.047X.04S	950 mm	14 mm
21.048X.04S	950 mm	12 mm
21.047T.04S	950 mm	Ø 14 x 1,5 mm tubo / tube / tubos



sfera in acciaio /
steel sphere / bola de
acero / sphère en inox
Ø 25 mm

21.090X.04S
foro / hole / agujero / trous Ø14mm

21.091X.04S
foro / hole / agujero / trous Ø12mm

AISI 304	H	●
21.049X.04S	950 mm	14 mm
21.050X.04S	950 mm	12 mm
21.049T.04S	950 mm	Ø 14 x 1,5 mm tubo / tube / tubos



sfera in acciaio /
steel sphere / bola de
acero / sphère en inox
Ø 30 mm

21.070X.04S
foro / hole / agujero / trous Ø14mm

21.071X.04S
foro / hole / agujero / trous Ø12mm

AISI 304	H	●
21.051X.04S	950 mm	14 mm
21.052X.04S	950 mm	12 mm
21.051T.04S	950 mm	Ø 14 x 1,5 mm tubo / tube / tubos



sfera in acciaio /
steel sphere / bola de
acero / sphère en inox
Ø 25 mm

21.090X.04S
foro / hole / agujero / trous Ø14mm

21.091X.04S
foro / hole / agujero / trous Ø12mm



AISI 304	H	●
21.053X.04S	950 mm	14 mm
21.054X.04S	950 mm	12 mm
21.053T.04S	950 mm	Ø 14 x 1,5 mm tubo / tube / tubos



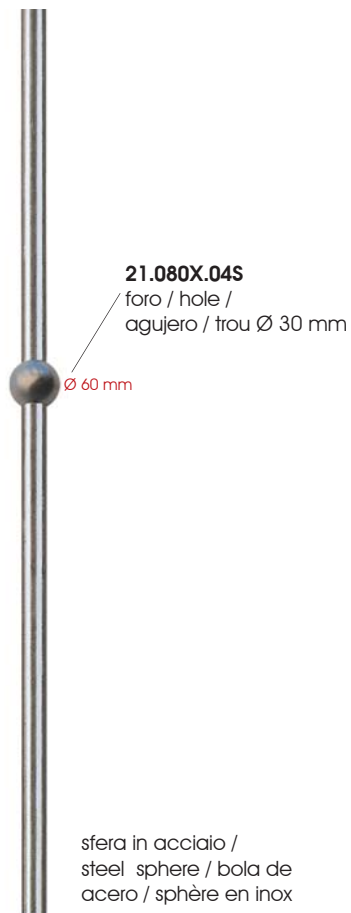
sfera in acciaio /
steel sphere / bola de
acero / sphère en inox
Ø 30 mm

21.070X.04S
foro / hole / agujero / trous Ø14mm

21.071X.04S
foro / hole / agujero / trous Ø12mm

AISI 304	H	●
21.059X.04S	1200 mm	30 mm

AISI 304	H	Ø
21.059T.04S	1200 mm	30 mm



AISI 304	H	●
21.061X.04S	1200 mm	30 mm

AISI 304	H	Ø
21.061T.04S	1200 mm	30 mm

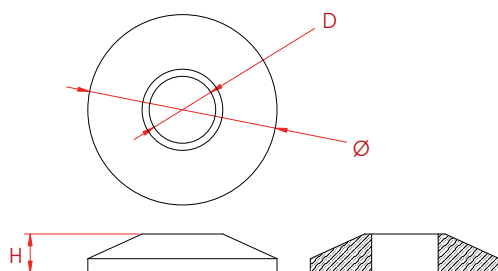


AISI 304	H	●
21.062X.04S	1200 mm	30 mm

AISI 304	H	Ø
21.062T.04S	1200 mm	30 mm



AISI 304	D	H	Ø
21.065X.04S	56,5 mm	8,2 mm	14,1 mm
21.066X.04S	56,5 mm	8,2 mm	30,2 mm



AISI 304	H	●
21.102X.04S	60 mm	14 mm
21.103X.04S	60 mm	12 mm




AISI 304	H	●
21.104X.04S	124 mm	14 mm
21.105X.04S	124 mm	12 mm



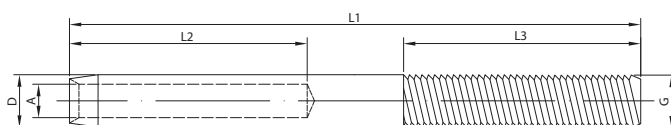
AISI 304	AISI 316S	Dim.mm	kg/100m
22.001X.04S	22.001X.16S	4,0 mm	6,14
22.002X.04S	22.002X.16S	6,0 mm	13,80

FORNITO IN MULTIPLI DI 10 metri (fornitura minima 10 mt)
 SUPPLIED IN 10 meters MULTIPLE (minimum order 10 mt)
 VENDIDO EN MULTIPLES DE 10 metros (pedido mínimo 10 mt)
 FOURNI EN MULTIPLE DE 10 mt (minimum 10 mt)



Funi 7x19 in acciaio inossidabile / 7x19 Steel rope cables /
 Cables 7x19 en acero inox / Câble 7x19 en acier

AISI 316S		G	fune mm ropes / cables	L1	L2	L3	D	A	kg/100
22.010X.16S	Dx	M6	4,0	88,0	30,0	50,0	7,0	4,5	1,2
22.011X.16S	Dx	M8	6,0	98,0	40,5	50,0	9,0	6,5	2,6
22.012X.16S	Sx	M6	4,0	88,0	30,0	50,0	7,0	4,5	1,2
22.013X.16S	Sx	M8	6,0	98,0	40,5	50,0	9,0	6,5	2,6



Terminale a filettatura esterna / Outside threaded terminals /
 Tensor rosca exterior (agujero interior) / Câble fileté extérieurement

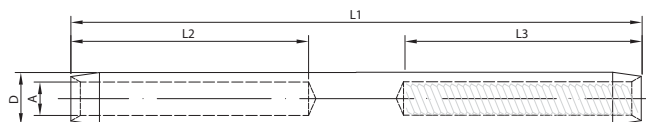


AISI 316S		G	fune mm ropes / cables	L1	L2	L3	D	A	kg/100
22.016X.16S	Dx	M6	4,0	88,0	30,0	50,0	7,5	5,5	1,2
22.017X.16S	Dx	M8	6,0	98,0	40,5	50,0	10,0	6,5	2,6



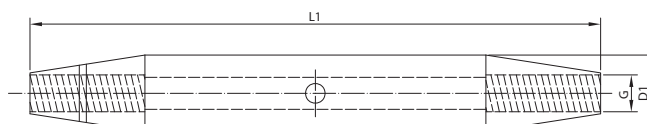
22.016X.16S Terminale con filetto interno M6 / Terminal with internal thread M6 /
 Terminal rosca interior M6 / Terminal avec filet intérieur M6

22.017X.16S Terminale con filetto interno M8 / Terminal with internal thread M8 /
 Terminal rosca interior M8 / Terminal avec filet intérieur M8

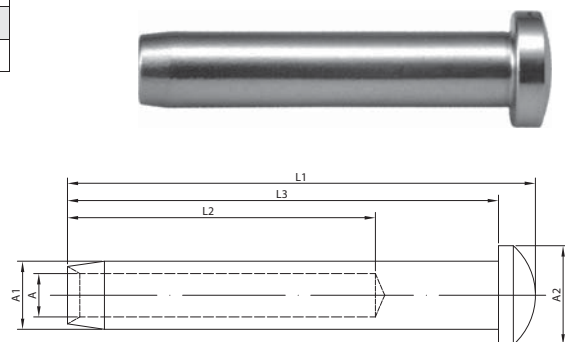


AISI 316S	G	G	L1	L2
22.020X.16S	M6	65,0	10,0	1,7
22.021X.16S	M8	80,0	13,5	4,3

Corpi del tenditore / Bodies /
 Cuerpo tensor / Corps du tendeur



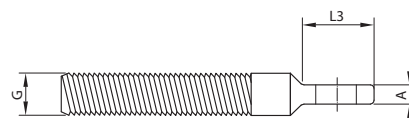
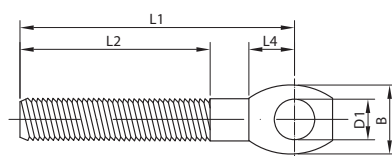
AISI 316S	G	fune mm ropes / cables	L1	L2	L3	A	A1	A2	kg/100
22.030X.16S	M6	4,0	35,0	25,0	32,0	4,4	5,5	10,0	1,2
22.031X.16S	M8	6,0	52,0	40,5	47,0	10,0	6,5	14,0	2,6



AISI 316S	G	D1	L1	L2	L3	L4	A	B	kg/100
22.040X.16S	M6	4,0	88,0	30,0	50,0	7,5	5,5	1,2	1,2
22.041X.16S	M8	6,0	98,0	40,5	50,0	10,0	6,5	2,6	2,2
22.045X.16S	M8	8,0	57,0	40,0	18,0	9,0	4,50	13,5	2,2

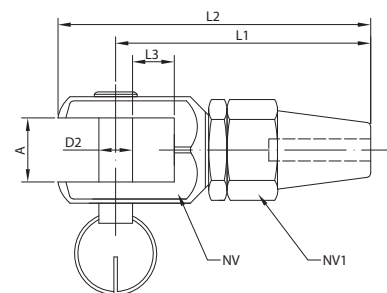


Terminale con occhiello / Threaded eye terminal
Terminal agujero centrado pasante / Vis à oeillet

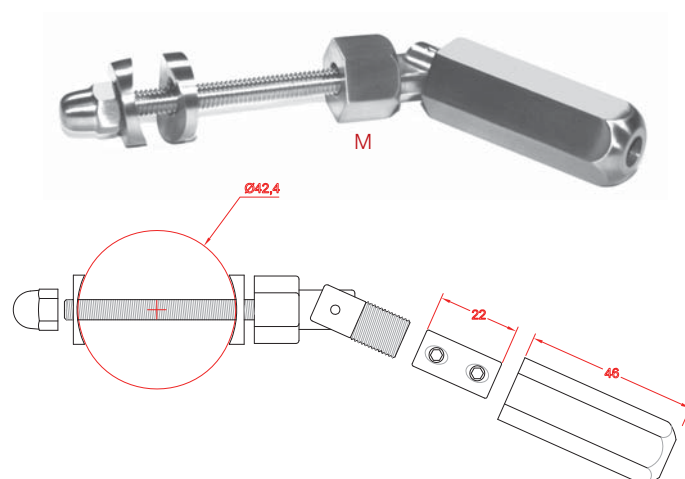


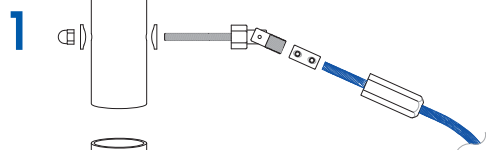
AISI 316S	G	fune mm ropes / cables	L1	L2	L3	D	A	kg/100
22.050X.16S	M6	4,0	88,0	30,0	50,0	7,5	5,5	1,2
22.051X.16S	M8	6,0	98,0	40,5	50,0	10,0	6,5	2,6

Terminale a mandrino / Jaw forks
Terminal apriete rapido /
Embout pour cable à mandrin



AISI 316S	G	fune mm	L1	L2
22.055X.16S	M6	4,0	42,4 mm	M6
22.056X.16S	M8	6,0	42,4 mm	M8



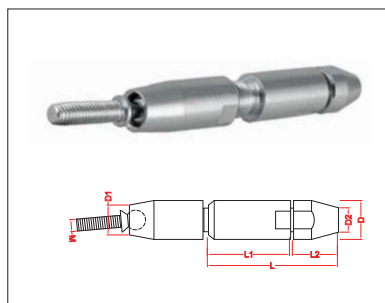
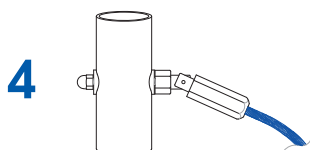
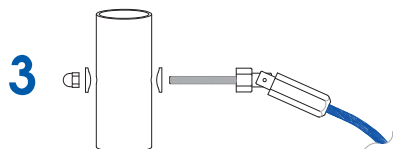
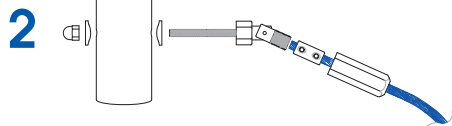


Articoli adatti alla realizzazione di balaustre orizzontali e inclinate.

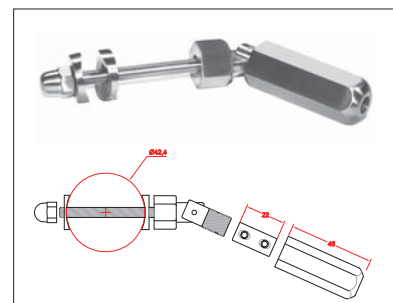
Articles suitable for the realization of horizontal balustrades and sloping.

Los artículos adecuados para la realización de barandillas horizontales e inclinados.

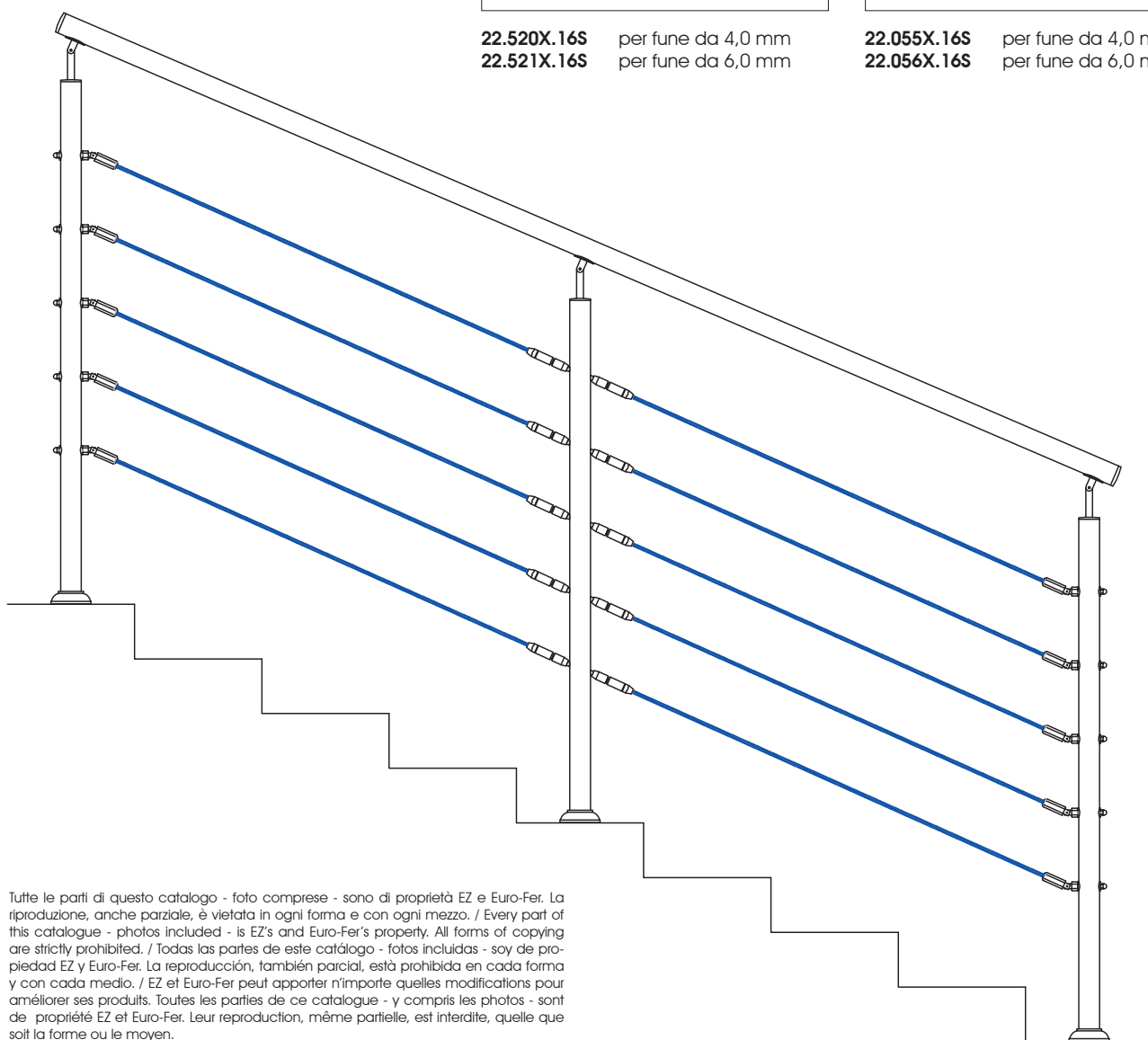
Articles appropriés pour la réalisation des balustrades horizontales et obliques.



22.520X.16S per fune da 4,0 mm
22.521X.16S per fune da 6,0 mm



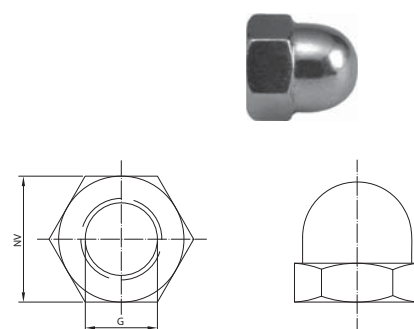
22.055X.16S per fune da 4,0 mm
22.056X.16S per fune da 6,0 mm



Tutte le parti di questo catalogo - foto comprese - sono di proprietà EZ e Euro-Fer. La riproduzione, anche parziale, è vietata in ogni forma e con ogni mezzo. / Every part of this catalogue - photos included - is EZ's and Euro-Fer's property. All forms of copying are strictly prohibited. / Todas las partes de este catálogo - fotos incluidas - son de propiedad EZ y Euro-Fer. La reproducción, también parcial, está prohibida en cada forma y con cada medio. / EZ et Euro-Fer peut apporter n'importe quelles modifications pour améliorer ses produits. Toutes les parties de ce catalogue - y compris les photos - sont de propriété EZ et Euro-Fer. Leur reproduction, même partielle, est interdite, quelle que soit la forme ou le moyen.

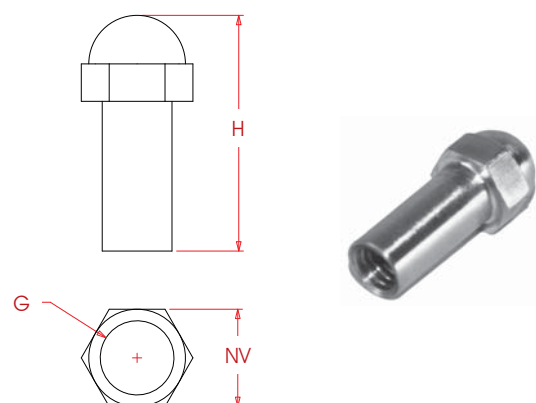
AISI 316S		NV	G	kg/100
22.060X.16S	Dx	10,0	M6	0,4
22.061X.16S	Dx	13,0	M8	0,9
22.062X.16S	Sx	10,0	M6	0,4
22.063X.16S	Sx	13,0	M8	0,9

Dadi ciechi in acciaio inossidabile / Stainless steel top nuts /
Tuercas ciegas en acero inox / Ecrou en acier



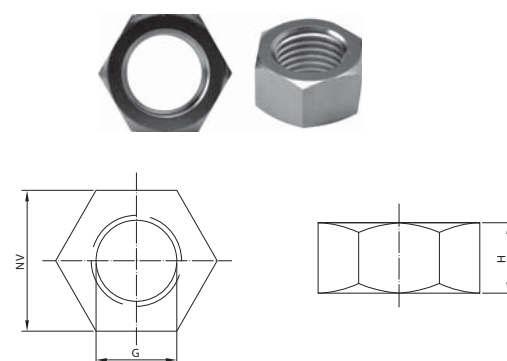
AISI 316S		NV	G	H	kg/100
22.064X.16S	Dx	10,0	M6	25,0	0,10
22.065X.16S	Dx	10,0	M8	25,0	0,10
22.066X.16S	Sx	10,0	M6	25,0	0,10
22.067X.16S	Sx	10,0	M8	25,0	0,10

Dadi ciechi in acciaio inossidabile / Stainless steel top nuts /
Tuercas ciegas en acero inox / Ecrou en acier



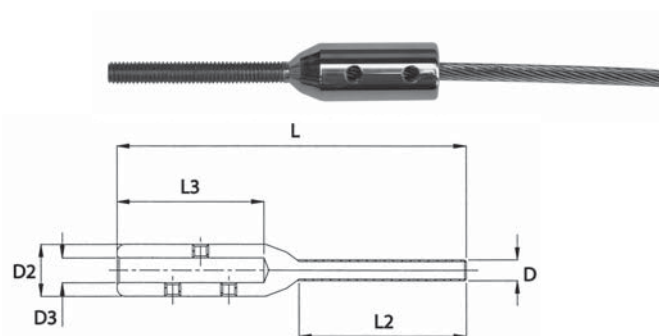
AISI 316S		NV	G	H	kg/100
22.070X.16S	Dx	8,0	M6	4,0	0,10
22.071X.16S	Dx	10,0	M8	5,0	0,15
22.072X.16S	Sx	8,0	M6	4,0	0,10
22.073X.16S	Sx	10,0	M8	5,0	0,15

Dadi in acciaio inossidabile / Stainless steel lock nuts /
Tuercas en acero inox / Ecrou en acier



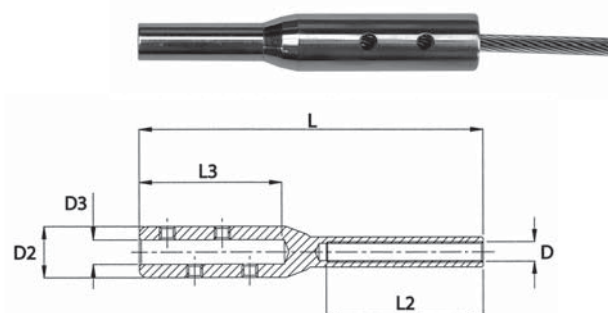
AISI 316S	cavo	D	D2	D3	L	L2	L3
22.080X.16S	4	M6	12	4,5	101	50	37
22.081X.16S	6	M6	14	6,5	101	50	37

Terminale con viti di fissaggio / Terminal with fixing
screws / Tensor rosca exterior /
Embout pour cable avec vis de blocage



AISI 316S	cavo	D	D2	D3	L	L2	L3
22.090X.16S	4	M6	12	4,5	75	36	20,5
22.091X.16S	6	M8	14	6,5	75	36	35,5

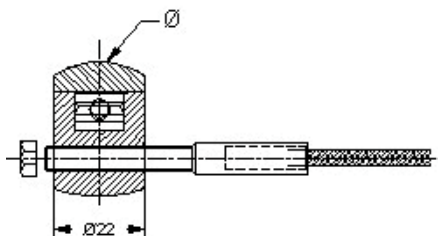
Terminale con viti di fissaggio - filetto interno / Terminal with fixing
screws - thread inside / Tensor rosca interior / Embout pour cable avec vis de
blocage



AISI 316S	Ø
22.200X.16S	33,7 mm
22.201X.16S	42,4 mm

22.200X.16S Supporto per fune da 4 mm / 4 mm rope holder
Soporte para cable 4 mm / Support pour câble 4 mm, filet M6 droit

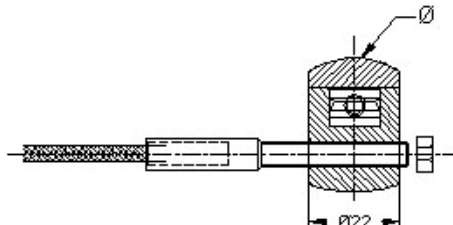
22.201X.16S Supporto per fune da 6 mm / 6 mm rope holder
Soporte para cable 6 mm / Support pour câble 6 mm, filet M8 droit



AISI 316S	Ø
22.210X.16S	33,7 mm
22.211X.16S	42,4 mm

22.210X.16S Supporto per fune da 4 mm / 4 mm rope holder
Soporte para cable 4 mm / Support pour câble 4 mm, filet M6 gauche

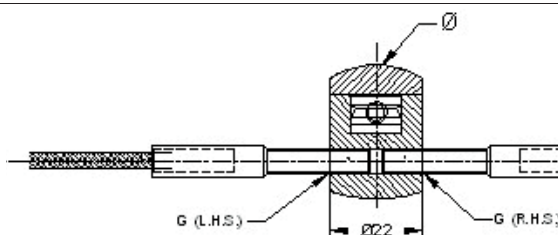
22.211X.16S Supporto per fune da 6 mm / 6 mm rope holder
Soporte para cable 6 mm / Support pour câble 6 mm, filet M8 gauche



AISI 316S	Ø
22.220X.16S	33,7 mm
22.221X.16S	42,4 mm

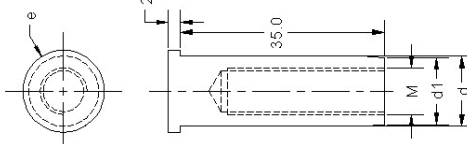
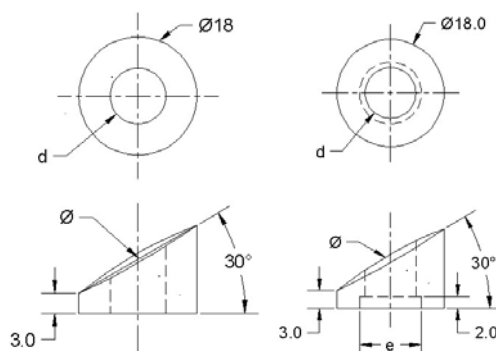

22.220X.16S Supporto centrale doppio filetto M6 per fune da 4mm
Central holder, double thread M6 for 4mm rope
Soporte central doble, rosca M6 para cable 4 mm
Support central double filet M6 pour câble 4 mm

22.221X.16S Supporto centrale doppio filetto M8 per fune da 6mm
Central holder, double thread M8 for 6mm rope
Soporte central doble, rosca M8 para cable 6 mm
Support central double filet M8 pour câble 6 mm


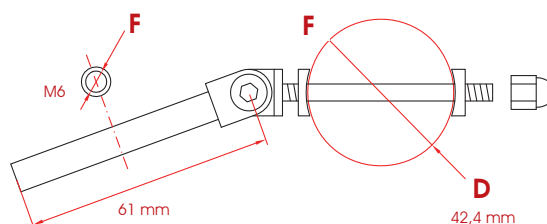


AISI 316S	d	Ø	e
22.130B.16S	10 mm	42,4 mm	12 mm
22.130S.16S	10 mm	flat	6,5 mm
22.131B.16S	12 mm	42,4 mm	14 mm

AISI 316S	d	d1	e	M
22.140X.16S	10 mm	9,5 mm	12 mm	M6
22.141X.16S	12 mm	11,5 mm	14 mm	M8

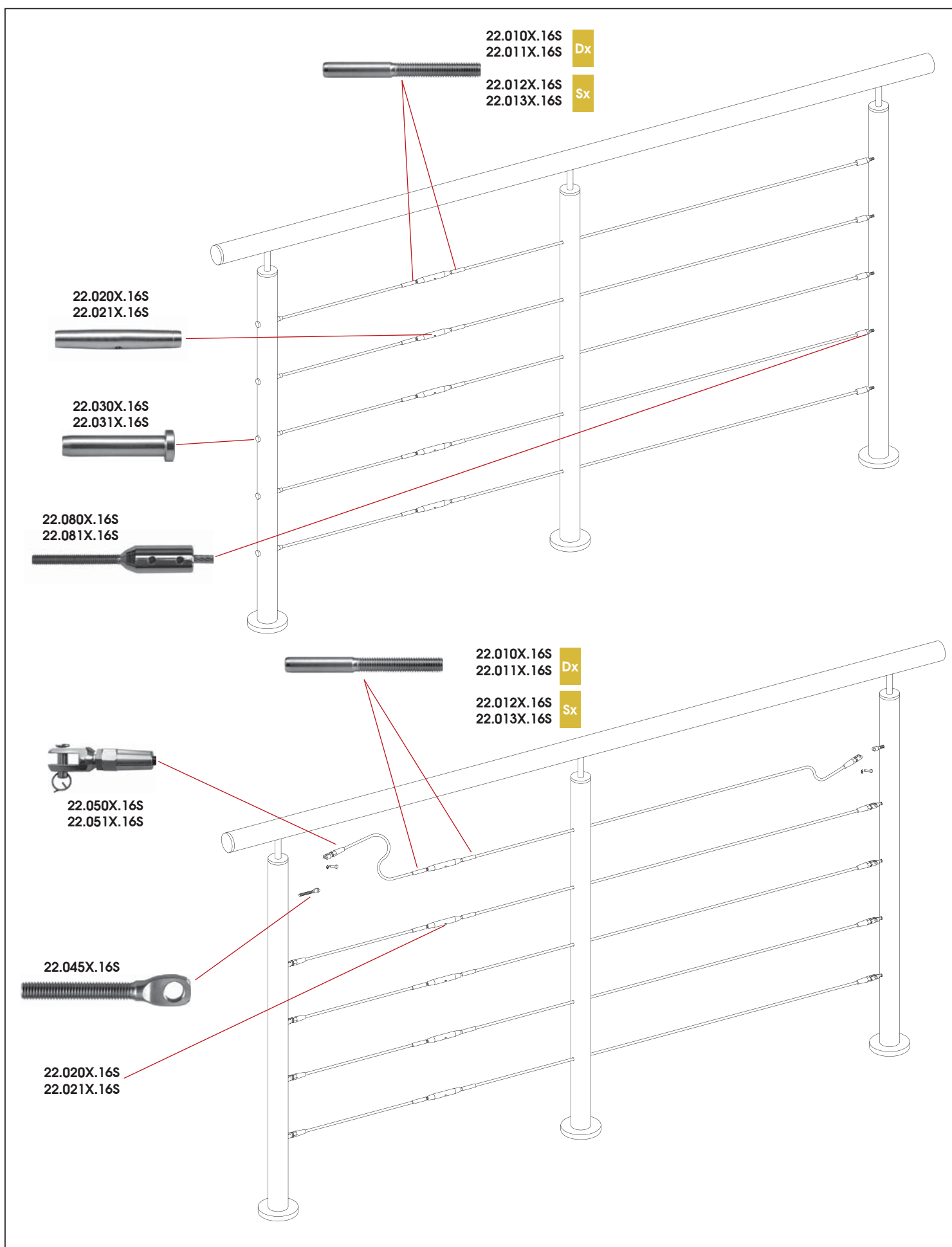


AISI 316S	F	D
22.150X.16S	4 mm	42,4 mm
22.151X.16S	6 mm	42,4 mm

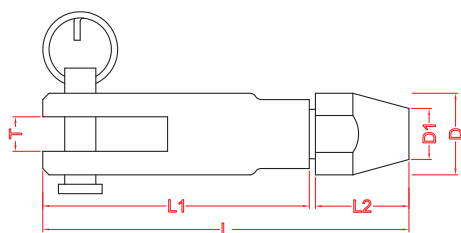


D
Per tubo diametro / For tube diameter /
Para tubos / Pour tubes diam.

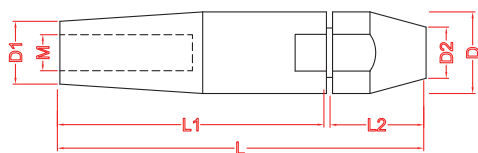




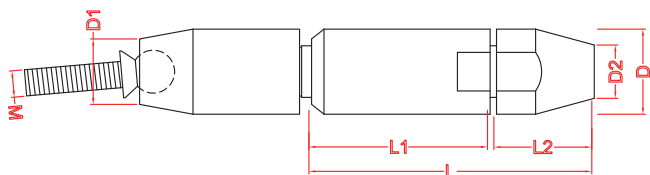
AISI 316S	Ø fune	M	Screw-Type repture	BreBreaking Load	M	Clamping Force	L	L1	L2	T	D	D1
22.500X.16S	4 mm	M6	1.000 kg	1.500 kg	M6	1.000 kg	53 mm	40 mm	13 mm	5,5 mm	13 mm	7,6 mm
22.502X.16S	6 mm	M8	2.200 kg	3.700 kg	M8	2.000 kg	57 mm	44 mm	13 mm	7 mm	17 mm	11 mm

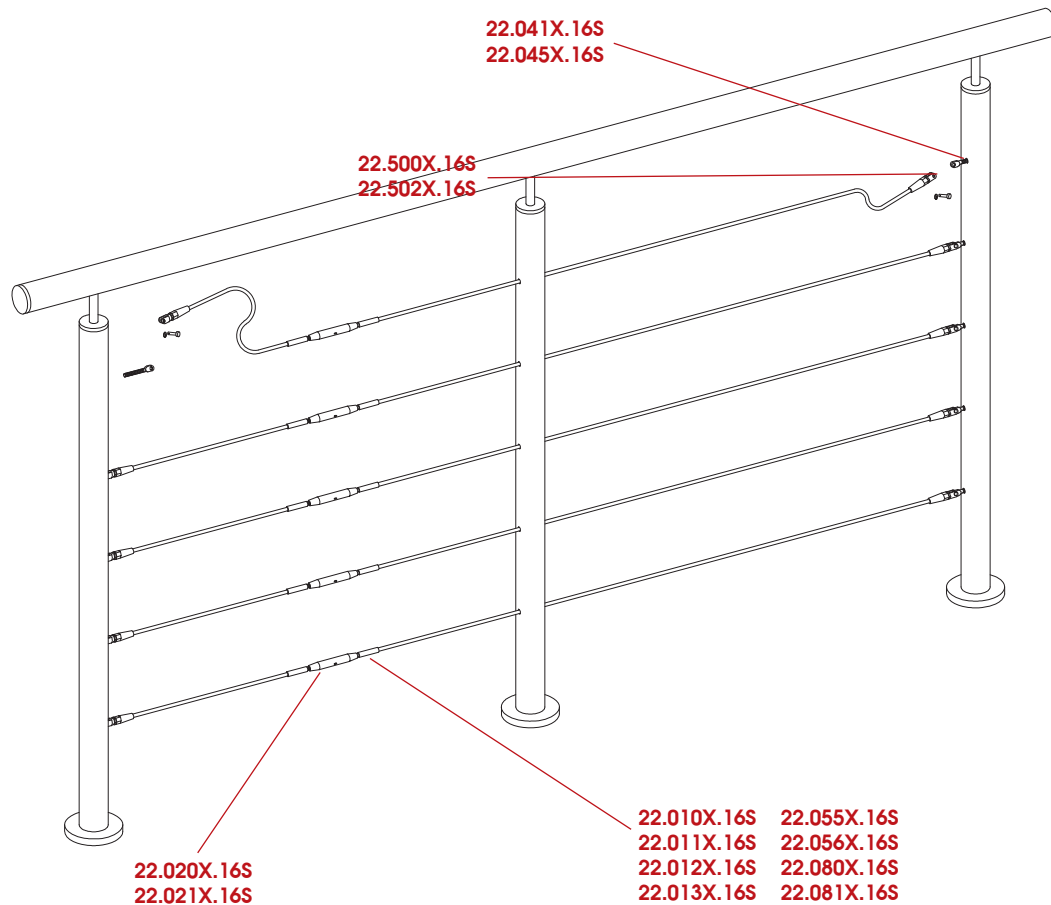
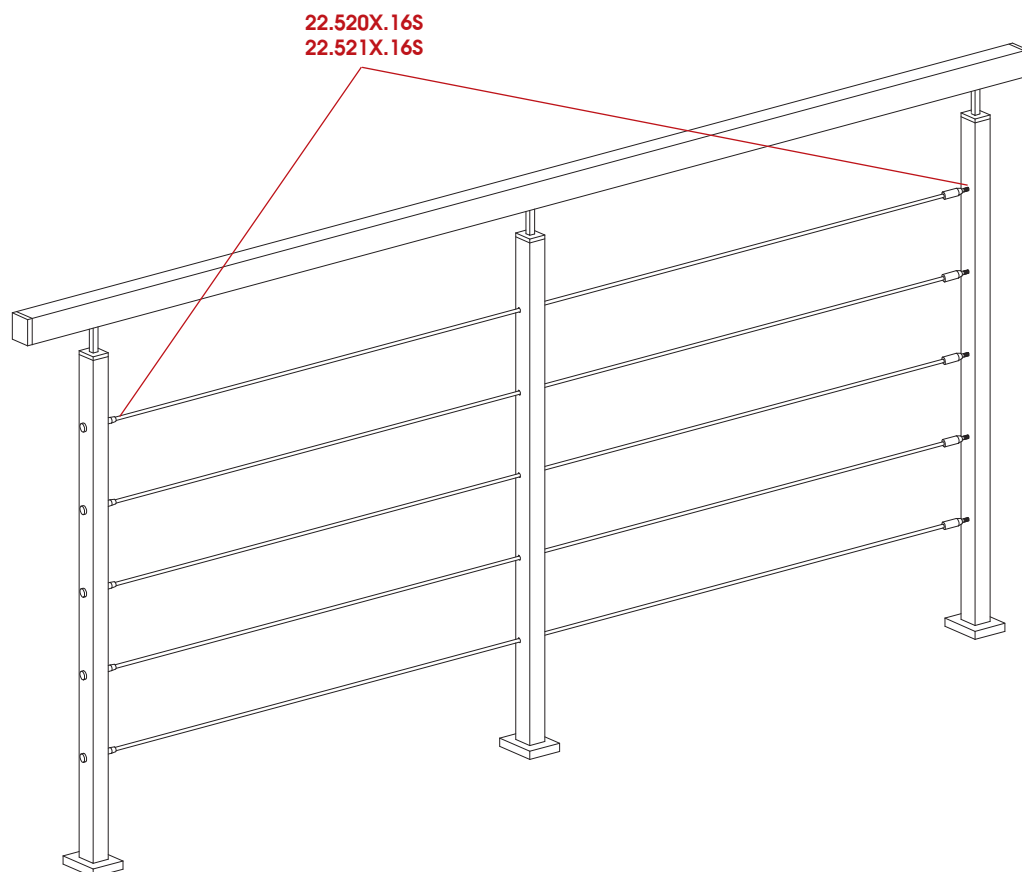



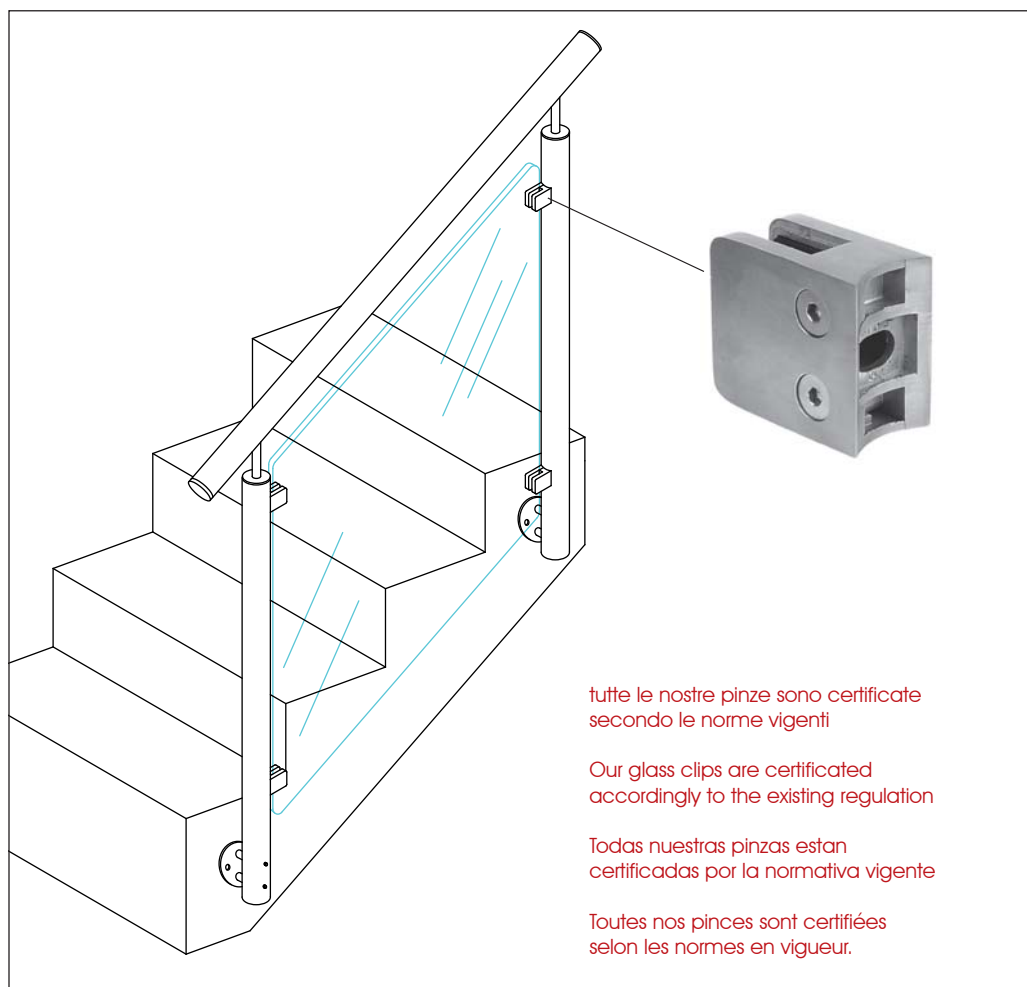
AISI 316S		Ø fune	M	Screw-Type repture	BreBreaking Load	Clamping	L	L1	L2	T	D	D1	D2
22.510X.16S	Dx	4 mm	M6	1.000 kg	1.500kg	1.000kg	53 mm	40 mm	13 mm	5,5 mm	13 mm	7,6 mm	7,6 mm
22.511X.16S	Dx	6 mm	M8	2.200 kg	3.700kg	2.000kg	57 mm	44 mm	13 mm	7 mm	17 mm	11 mm	11 mm
22.512X.16S	Sx	4 mm	M6	1.000kg	1.500kg	1.000kg	53 mm	40 mm	13 mm	13 mm	9,6 mm	7,6 mm	7,6 mm
22.513X.16S	Sx	6 mm	M8	2.200kg	3.700kg	2.000kg	57 mm	44 mm	13 mm	17 mm	13,5 mm	11 mm	11 mm



AISI 316S	Ø fune	M	Screw-Type repture	BreBreaking Load	M	Clamping Force	L	L1	L2	T	D	D1	D2
22.520X.16S	4 mm	M6	1.000 kg	1.500 kg	M6	1.000 kg	53 mm	40 mm	13 mm	5,5 mm	13 mm	7,6 mm	7,6 mm
22.521X.16S	6 mm	M8	2.200 kg	3.700 kg	M8	2.000 kg	57 mm	44 mm	13 mm	7 mm	17 mm	11 mm	11 mm





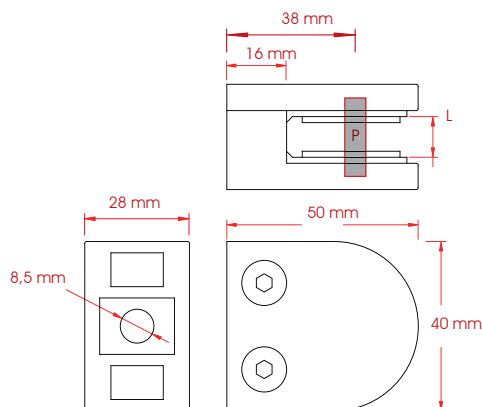


AISI 316S	AISI 316M		L
23.001X.16S	23.001X.16M	flat	6 - 8,76 mm

ZAMAK		L
24.001X.ZZS	flat	6 - 8,76 mm

flat = piatto / pletina / plat

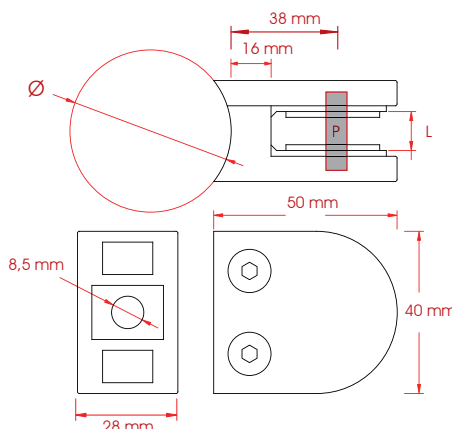
Le guarnizioni sono fornite a parte
Rubber layers are supplied separately
Las guarniciones estan sortidas separatamente
Les garnitures sont à part



AISI 316S	AISI 316M	Ø	L
23.010A.16S		33,7 mm	6 - 8,76 mm
23.010B.16S	23.010B.16M	42,4 mm	6 - 8,76 mm

ZAMAK	Ø	L
24.010A.ZZS	33,7 mm	6 - 8,76 mm
24.010B.ZZS	42,4 mm	6 - 8,76 mm

Le guarnizioni sono fornite a parte
Rubber layers are supplied separately
Las guarniciones estan sortidas separatamente
Les garnitures sont à part



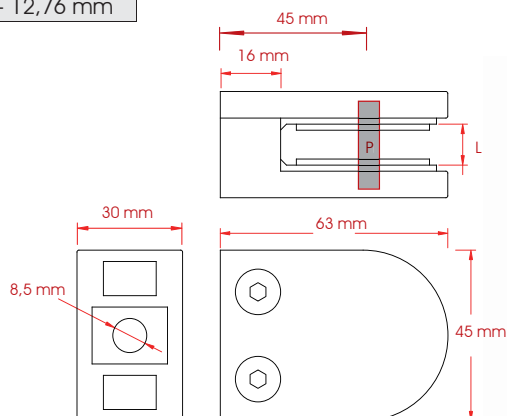
NEW

AISI 304	AISI 316S	AISI 316M		P	L
23.020X.04S	23.020X.16S	23.020X.16M	flat	6 mm	6 - 12,76 mm

ZAMAK		P	L
24.020X.ZZS	flat	6 mm	8 - 10,76 mm

flat = piatto / pletina / plat

Le guarnizioni sono fornite a parte
Rubber layers are supplied separately
Las guarniciones estan sortidas separatamente
Les garnitures sont à part

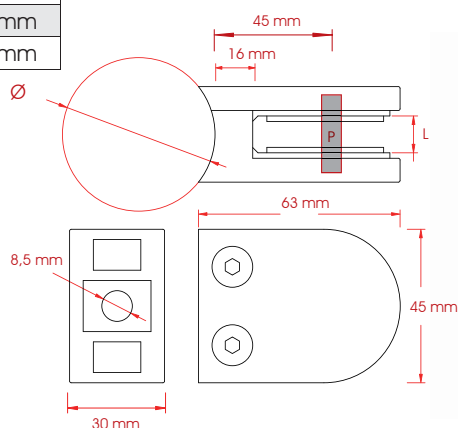


NEW

AISI 304	AISI 316S	AISI 316M	Ø	P	L
23.030B.04S	23.030B.16S	23.030B.16M	42,4 mm	6 mm	6 - 12,76 mm
	23.030D.16S		48,3 mm	6 mm	6 - 12,76 mm

ZAMAK	Ø	P	L
24.030B.ZZS	42,4 mm	6 mm	6 - 10,76 mm
24.030D.ZZS	48,3 mm	6 mm	6 - 10,76 mm

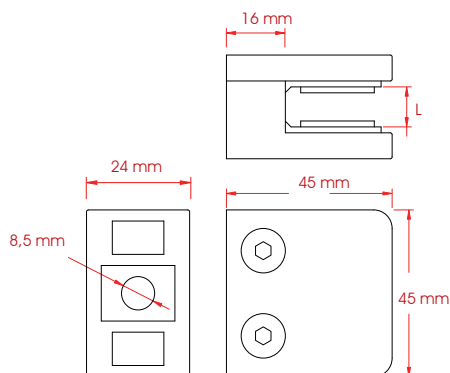
Le guarnizioni sono fornite a parte
Rubber layers are supplied separately
Las guarniciones estan sortidas separatamente
Les garnitures sont à part



AISI 316S		L
23.040X.16S	flat	6 - 8,76 mm

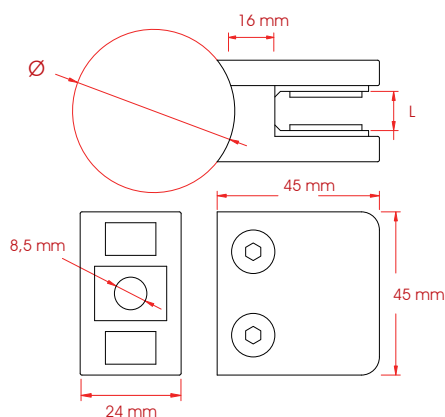
flat = piatto / pletina / plat

Le guarnizioni sono fornite a parte
Rubber layers are supplied separately
Las guarniciones estan sortidas separatamente
Les garnitures sont à part



AISI 316S	Ø	L
23.050A.16S	33,7 mm	6 - 8,76 mm
23.050B.16S	42,4 mm	6 - 8,76 mm

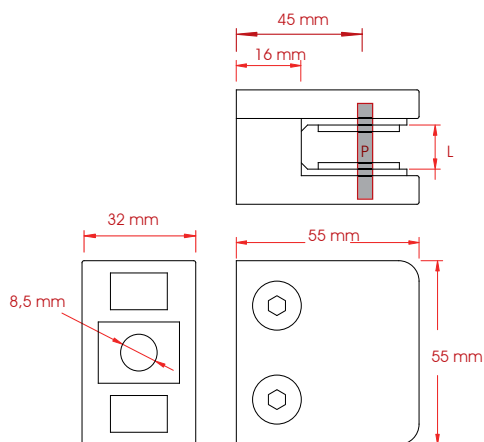
Le guarnizioni sono fornite a parte
Rubber layers are supplied separately
Las guarniciones estan sortidas separatamente
Les garnitures sont à part



AISI 316S		P	L
23.060X.16S	flat	6 mm	6 - 12,76 mm

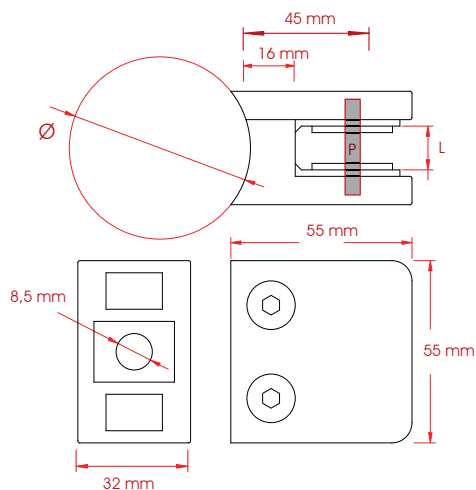
flat = piatto / pletina / plat

Le guarnizioni sono fornite a parte
Rubber layers are supplied separately
Las guarniciones estan sortidas separatamente
Les garnitures sont à part



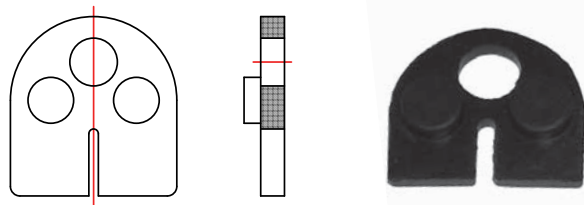
AISI 316S	Ø	P	L
23.070B.16S	42,4 mm	6 mm	6 - 12,76 mm
23.070D.16S	48,3 mm	6 mm	6 - 12,76 mm

Le guarnizioni sono fornite a parte
Rubber layers are supplied separately
Las guarniciones estan sortidas separatamente
Les garnitures sont à part



Pinze per vetro / Glass clips / Pinzas para sujetar el vidrio / Pinces pour verre

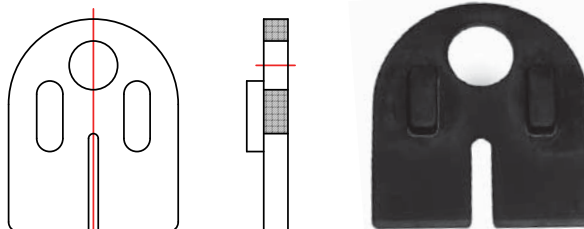
Rubber		T
25.001R.06	pinza piccola / little clamp / pinza pequeña / pince petite	6,00 mm
25.001R.08	pinza piccola / little clamp / pinza pequeña / pince petite	8,00 mm
25.100R.06	pinza piccola / little clamp / pinza pequeña / pince petite	6,76 mm
25.100R.08	pinza piccola / little clamp / pinza pequeña / pince petite	8,76 mm



Guarnizioni per pinze / Rubber layers for glass clamps /
Guarniciones para pinzas / Garnitures pour pince - dim. 50 x 40 mm

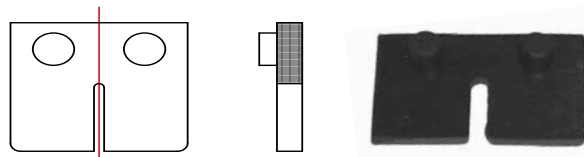
T - indica lo spessore del vetro / **T** - indicates glass
thickness / **T** - indica el espesor del vidrio
/ **T** - indique l'épaisseur du verre

Rubber		T
25.020R.06	pinza grande / big clamp / pinza grande / pince grande	6,00 mm
25.020R.08	pinza grande / big clamp / pinza grande / pince grande	8,00 mm
25.020R.10	pinza grande / big clamp / pinza grande / pince grande	10,00 mm
25.020R.12	pinza grande / big clamp / pinza grande / pince grande	12,00 mm
25.120R.06	pinza grande / big clamp / pinza grande / pince grande	6,76 mm
25.120R.08	pinza grande / big clamp / pinza grande / pince grande	8,76 mm
25.120R.10	pinza grande / big clamp / pinza grande / pince grande	10,76 mm
25.120R.12	pinza grande / big clamp / pinza grande / pince grande	12,76 mm



Guarnizioni per pinze / Rubber layers for glass clamps /
Guarniciones para pinzas / Garnitures pour pince - dim. 63 x 45 mm

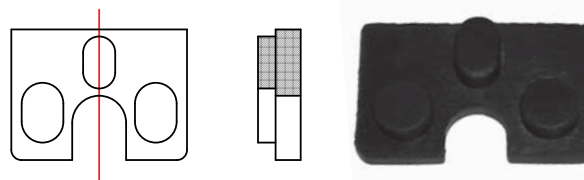
Rubber		T
25.040R.06	pinza piccola quadra / little square clamp / pinza pequeña cuadra / pince petite carrée	6,00 mm
25.040R.08	pinza piccola quadra / little square clamp / pinza pequeña cuadra / pince petite carrée	8,00 mm
25.140R.06	pinza piccola quadra / little square clamp / pinza pequeña cuadra / pince petite carrée	6,76 mm
25.140R.08	pinza piccola quadra / little square clamp / pinza pequeña cuadra / pince petite carrée	8,76 mm



Guarnizioni per pinze / Rubber layers for glass clamps /
Guarniciones para pinzas / Garnitures pour pince - dim. 45 x 45 mm

T - indica lo spessore del vetro / **T** - indicates glass
thickness / **T** - indica el espesor del vidrio
/ **T** - indique l'épaisseur du verre

Rubber		T
25.060R.06	pinza grande quadra / big square clamp / pinza grande cuadra / pince grande carrée	6,00 mm
25.060R.08	pinza grande quadra / big square clamp / pinza grande cuadra / pince grande carrée	8,00 mm
25.060R.10	pinza grande quadra / big square clamp / pinza grande cuadra / pince grande carrée	10,00 mm
25.060R.12	pinza grande quadra / big square clamp / pinza grande cuadra / pince grande carrée	12,00 mm
25.160R.06	pinza grande quadra / big square clamp / pinza grande cuadra / pince grande carrée	6,76 mm
25.160R.08	pinza grande quadra / big square clamp / pinza grande cuadra / pince grande carrée	8,76 mm
25.160R.10	pinza grande quadra / big square clamp / pinza grande cuadra / pince grande carrée	10,76 mm
25.160R.12	pinza grande quadra / big square clamp / pinza grande cuadra / pince grande carrée	12,76 mm



Guarnizioni per pinze / Rubber layers for glass clamps /
Guarniciones para pinzas / Garnitures pour pince - dim. 55 x 55 mm

Pinze per vetro / Glass clips / Pinzas para sujetar el vidrio / Pincers pour verre

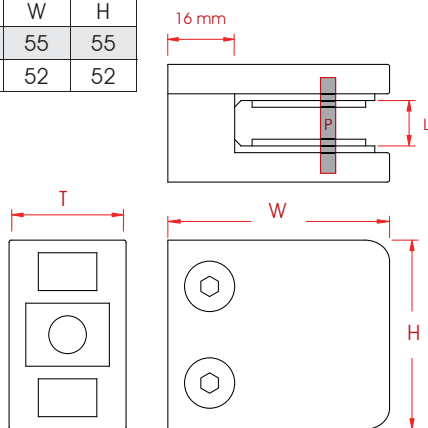
AISI 304	AISI 316S	AISI 316M		P	L	T	W	H
	23.100X.16S	23.100X.16M	flat	6 mm	10 - 12,76mm	35	55	55
23.101X.04S			flat	6 mm	10 - 12,76mm	32	52	52

NEW

ZAMAK		P	L	T	W	H
24.100X.ZZS	flat	6 mm	10 - 12,76 mm	35	55	55

flat = piatto / pletina / plat

Pinze con supporto laterale da posizionare negli angoli del vetro / Clamps with lateral support to put in the corner of the glass / Pinza con soporte lateral que se colocan en las esquinas del vidrio / Pincers avec support lateral à mettre aux coins du verre

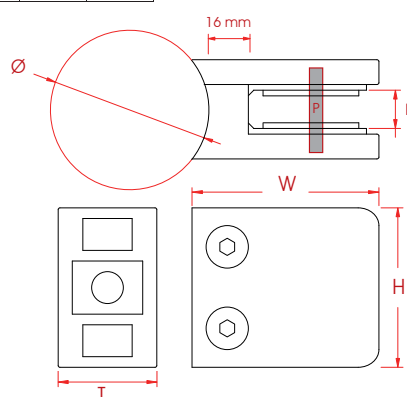


AISI 304	AISI 316S	AISI 316M	Ø	P	L	T	W	H
	23.100B.16S	23.100B.16M	42,4 mm	6 mm	10 - 12,76 mm	35	55	55
23.101B.04S			42,4 mm	6 mm	10 - 12,76 mm	32	52	52

NEW

ZAMAK	Ø	P	L	T	W	H
24.100B.ZZS	42,4 mm	6 mm	10 - 12,76 mm	35	55	55

Pinze con supporto laterale da posizionare negli angoli del vetro / Clamps with lateral support to put in the corner of the glass / Pinza con soporte lateral que se colocan en las esquinas del vidrio / Pincers avec support lateral à mettre aux coins du verre



Rubber	T	Rubber	T
25.200R.10	10 mm	25.201R.10	10 mm
25.200R.12	12 mm	25.201R.12	12 mm
25.220R.10	10,76 mm	25.221R.10	10,76 mm
25.220R.12	12,76 mm	25.221R.12	12,76 mm

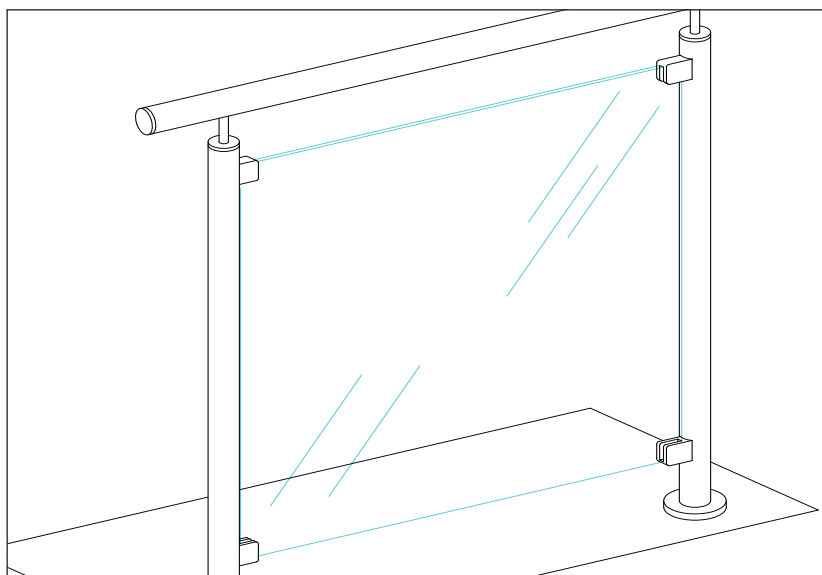
flat = piatto / pletina / plat

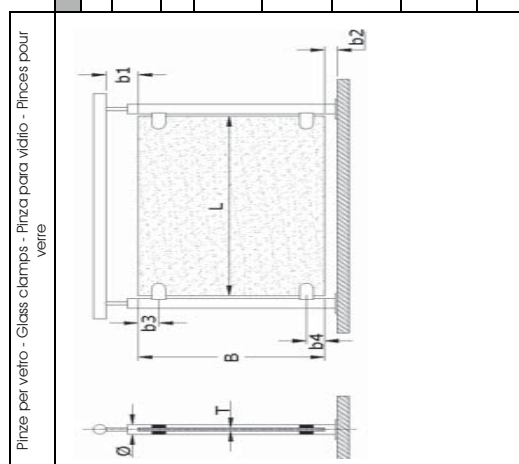
NEW

Pinze con supporto laterale da posizionare negli angoli del vetro / Clamps with lateral support to put in the corner of the glass / Pinza con soporte lateral que se colocan en las esquinas del vidrio / Pincers avec support lateral à mettre aux coins du verre

Per pinze / For glass clips / Para pinzas / Pour pincers dim. 55 x 55 mm

T - indica lo spessore del vetro / T - indicates glass thickness / T - indica el espesor del vidrio / T - indique l'épaisseur du verre


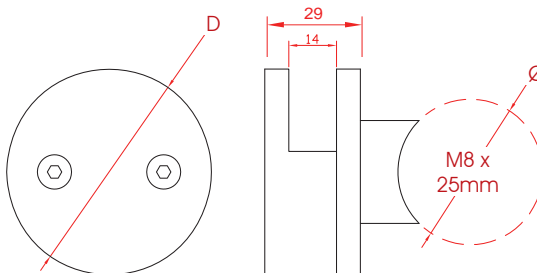




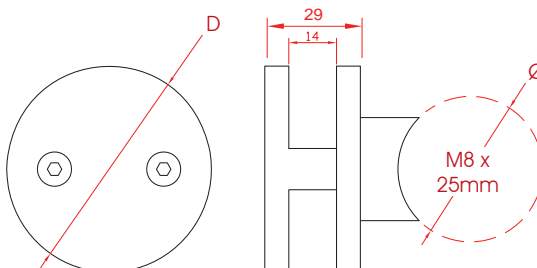
	MIN (mm)	MAX (mm)
L	500	Vedi tabella - See schedule - Ver nota - Voir note
T	Vedi tabella - See schedule - Ver nota - Voir note	Vedi tabella - See schedule - Ver nota - Voir note
B	800	1000
b1	10	50 - Senza bordo di protezione - Without edge protection - Sin borde de protección 100 - Con bordo di protezione - With edge protection - Con borde de protección 50 - Senza bordo di protezione - Without edge protection - Sin borde de protección 100 - Con bordo di protezione - With edge protection - Con borde de protección
b2	10	50 - Senza bordo di protezione - Without edge protection - Sin borde de protección 100 - Con bordo di protezione - With edge protection - Con borde de protección
b3	100	150
b4	100	150

CODICE CODE CÓDIGO	Per tubo - For tubes Para tubo - Pour tube	Dimensione del vetro Glass dimension - Longitud del vidrio - Dimensions du verre	Spessore del vetro - Glass thickness - Espesor del vidrio épaisseur du verre
23.001X.165 23.001A.165 23.008.165 24.001X.ZZ5 24.010A.ZZ5 24.0108.ZZ5	Piatto - Flat - Plelin - Plat 33,7 mm 42,4 mm	500-1200 mm	6/8 6,76/8,76
23.040X.165 23.040A.165 23.0508.165	Piatto - Flat - Plelin - Plat 33,7 mm 42,4 mm	500-1200 mm	6/8 6,76/8,76
23.020X.165 23.0308.165 23.0309.165 23.030A.165 24.0108.ZZ5 24.0300.ZZ5	Piatto - Flat - Plelin - Plat 42,4 mm 48,3 mm	500-1500 mm 500-1500 mm 500-1500 mm	6/8/10/12 6,76/8,76/10,76/12,76
23.060X.165 23.0708.165 23.0709.165 23.070P.165	Piatto - Flat - Plelin - Plat 42,4 mm 48,3 mm	500-1400 mm 500-1400 mm 500-1400 mm	6/8/10/12 6,76/8,76/10,76/12,76
23.100X.165 23.1008.165	Piatto - Flat - Plelin - Plat 42,4 mm	500-1400 mm 500-1400 mm 500-1400 mm	10/12 10,76/12,76

AISI 316S	Ø	D
23.200B.16S	42,4 mm	60 mm


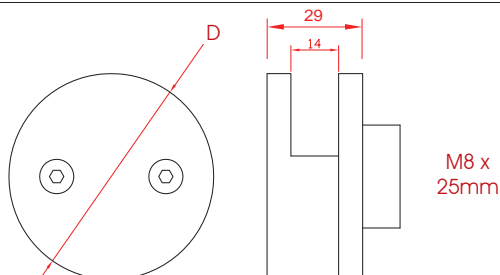


AISI 316S	Ø	D
23.201B.16S	42,4 mm	60 mm



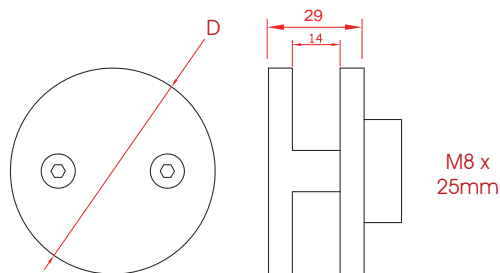
AISI 316S		D
23.200X.16S	flat	60 mm

flat = piatto / pletina / plat

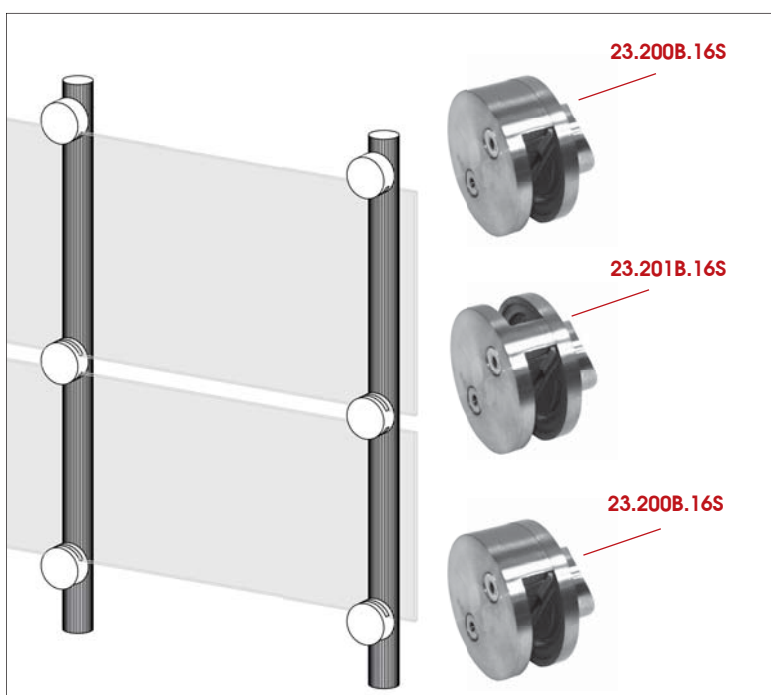


AISI 316S		D
23.201X.16S	flat	60 mm

flat = piatto / pletina / plat



Rubber	T
25.300R.06	6 mm
25.300R.08	8 mm
25.300R.10	10 mm
25.300R.12	12 mm
25.320R.06	6,76 mm
25.320R.08	8,76 mm
25.320R.10	10,76 mm
25.320R.12	12,76 mm

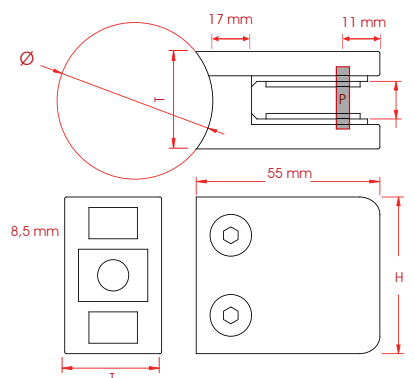


T - indica lo spessore del vetro / **T** - indicates glass thickness / **T** - indica el espesor del vidrio / **T** - indique l'épaisseur du verre

AISI 316S	AISI 316M	Ø	T	H	L
23.300B.16S	23.300B.16M	42,4	38	67	17,52
23.300D.16S		48,3	40	70	17,52
23.350D.16S		48,3	45	70	21,52

L - indica lo spessore del vetro / L - indicates glass tickness /
L - indica el espesor del vidrio / L - indique l'épaisseur du verre

Pinze con supporto laterale da posizionare negli angoli del vetro
Clamps with lateral support to put in the corner of the glass
Pinza con soporte lateral que se colocan en las esquinas del vidrio
Pinces avec support lateral à mettre sur les coins du verre

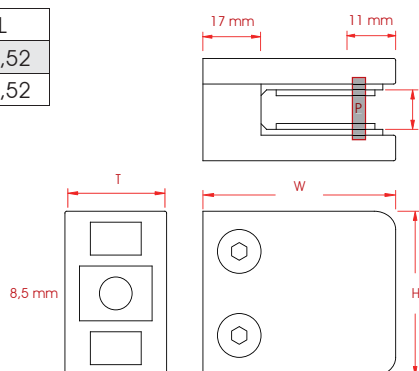


AISI 316S	AISI 316M		T	H	W	L
23.300X.16S	23.300X.16M	flat	45	70	45	17,52
23.350X.16S	23.350X.16M	flat	45	70	60	21,52

flat = piatto / pletina / plat

L - indica lo spessore del vetro / L - indicates glass tickness /
L - indica el espesor del vidrio / L - indique l'épaisseur du verre


Pinze con supporto laterale da posizionare negli angoli del vetro
Clamps with lateral support to put in the corner of the glass
Pinza con soporte lateral que se colocan en las esquinas del vidrio
Pinces avec support lateral à mettre sur les coins du verre



Rubber	L
25.400R.17	17,52
25.420R.17	17,52
25.450R.21	21,52

L - indica lo spessore del vetro / L - indicates glass tickness /
L - indica el espesor del vidrio / L - indique l'épaisseur du verre

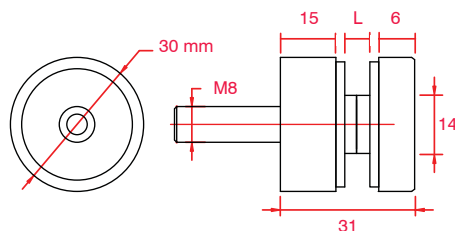
Per pinze / For glass clamps / Para pinzas / Pour pince
23.300B.16S
23.300D.16S - 23.300X.16S





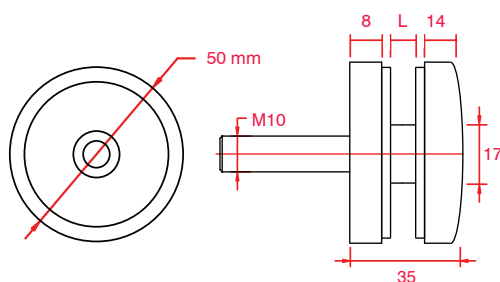
AISI 304		L
26.001X.04S	flat	6 - 16 mm

flat = piatto / pletina / plat




AISI 304	AISI 316S		L
26.002X.04S	26.002X.16S	flat	6 - 18 mm

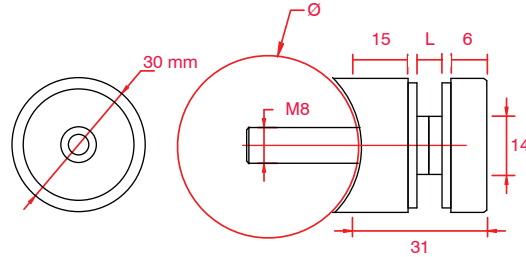
flat = piatto / pletina / plat



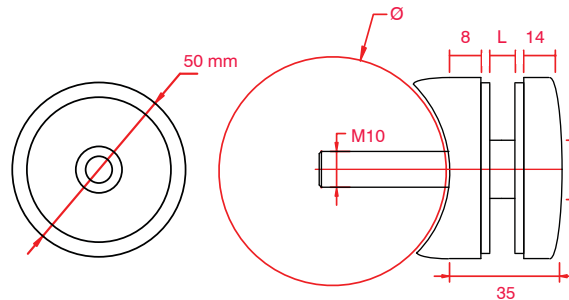
Supporti per vetro forato / Supports for perforated glass
Soportes para chapa de vidrio perforado / Soutiens pour verre percé



AISI 304	Ø	L
26.010A.04S	33,7 mm	6 - 16 mm
26.010B.04S	42,4 mm	6 - 16 mm
26.010D.04S	48,3 mm	6 - 16 mm

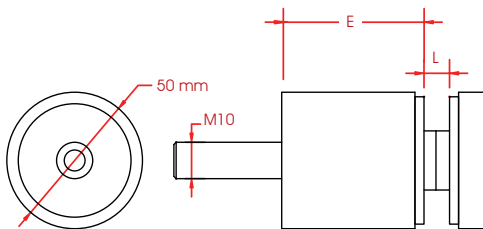


AISI 304	AISI 316S	Ø	L
26.011B.04S	26.011B.16S	42,4 mm	6 - 18 mm
26.011D.04S		48,3 mm	6 - 18 mm



AISI 304		L	E
26.050X.04S	flat	8 - 18 mm	30 mm
26.051X.04S	flat	8 - 18 mm	40 mm
26.052X.04S	flat	8 - 18 mm	50 mm

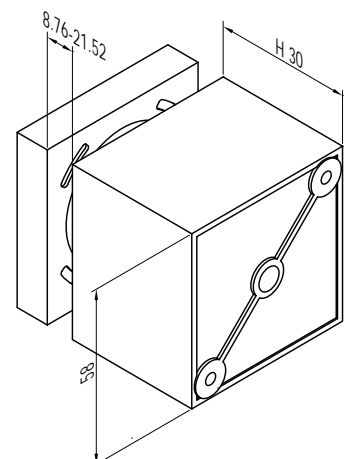
flat = piatto / pletina / plat



AISI 304		L	H
26.070X.04S	flat	6 - 17,52 mm	30 mm

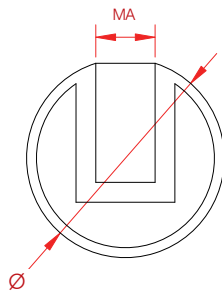


NEW

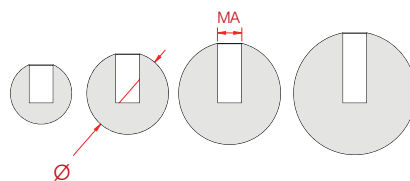


Calotte di copertura e sfere / End caps - knobs
Casquetes de cobertura y esferas / Calottes de couverture et sphères

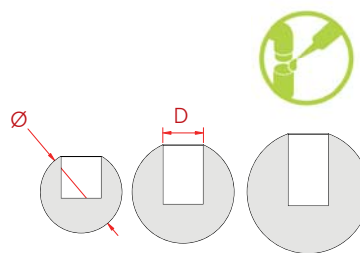
AISI 304	Ø	MA
27.001X.04S	40,0 mm	M8
27.002X.04S	50,0 mm	M8
27.003X.04S	60,0 mm	M8
27.004X.04S	70,0 mm	M8
27.005X.04S	80,0 mm	M10
27.006X.04S	90,0 mm	M10
27.007X.04S	100,0 mm	M10
27.008X.04S	120,0 mm	M10
27.009X.04S	150,0 mm	M14
27.010X.04S	200,0 mm	M14



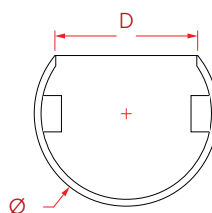
AISI 304	Ø	MA
27.020X.04S	15,0 mm	M6
27.021X.04S	20,0 mm	M6
27.022X.04S	25,0 mm	M6
27.023X.04S	30,0 mm	M6
27.024X.04S	25,0 mm	M8



AISI 304	AISI 316S	AISI 316M	Ø	D
27.030X.04S		27.030X.16M	20,0 mm	10,0 mm
27.031X.04S			20,0 mm	12,0 mm
27.032X.04S	27.032X.16S	27.032X.16M	25,0 mm	12,0 mm
27.033X.04S	27.033X.16S	27.033X.16M	25,0 mm	14,0 mm
27.034X.04S	27.034X.16S		30,0 mm	12,0 mm
27.035X.04S	27.035X.16S		30,0 mm	14,0 mm
27.036X.04S			20,0 mm	14,0 mm



AISI 304	Ø	D
27.050A.04S	45,0 mm	33,7 mm
27.050B.04S	55,0 mm	42,4 mm
27.050D.04S	60,0 mm	48,3 mm



I nostri prodotti sono destinati all'utilizzo professionale. L'acquirente è responsabile della loro messa in opera e del loro utilizzo e deve verificare le esigenze e i vincoli specifici nonché le norme e le regole in vigore. Euro-Fer non fornisce il vetro o il cristallo e non effettua l'installazione.

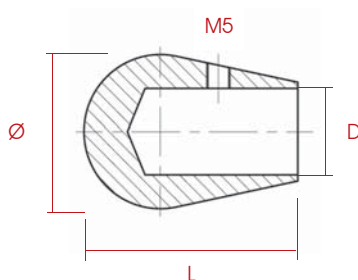
Our products are intended for the professionals. The buyer is responsible for the carrying out of the work and its use. He must check upon the specific restrictions and the laws and rules he may meet with. Euro-Fer doesn't supply the glass and doesn't make the installation.

Nuestros productos son para uso profesional. El utilizador es responsable de su puesta en obra y de su utilización y tiene que averiguar los contratos específicos y las normas. Euro-Fer no vende el vidrio o cristal y no efectúa la instalación.



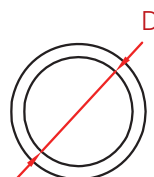
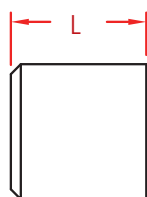
Nos produits sont destinés aux professionnels. L'acheteur est responsable de la mise en oeuvre, de l'utilisation et doit vérifier les exigences et les contraintes spécifiques qu'il peut rencontrer. Euro-Fer ne fournit pas le verre ni la glace et n'effectue pas l'installation.

Calotte di copertura e sfere / End caps - knobs
Casquetes de cobertura y esferas / Calottes de couverture et sphères

AISI 304	AISI 304S	Ø	D	L
27.100X.04S	27.100X.16S	20,0 mm	10 mm	30 mm
27.101X.04S	27.101X.16S	20,0 mm	12 mm	30 mm
27.102X.04S	27.102X.16S	25,0 mm	14 mm	35 mm

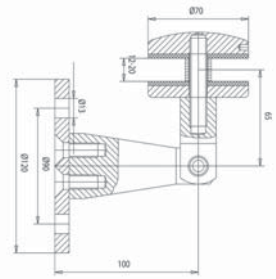


AISI 304	D	L
27.110X.04S	10,0 mm	15,0 mm
27.111X.04S	12,0 mm	15,0 mm
27.112X.04S	14,0 mm	15,0 mm

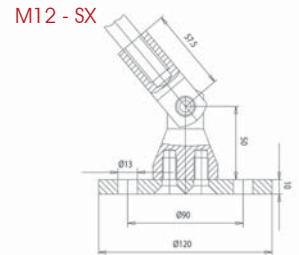


Supporti per pensilina / Support for cantilever roofs
Soportes para marquesina / Soutiens pour auvent

AISI 304	AISI 316S	
28.001X.04S	28.001X.16S	Lato vetro / Glass side / Parte Vidrio / Côté verre

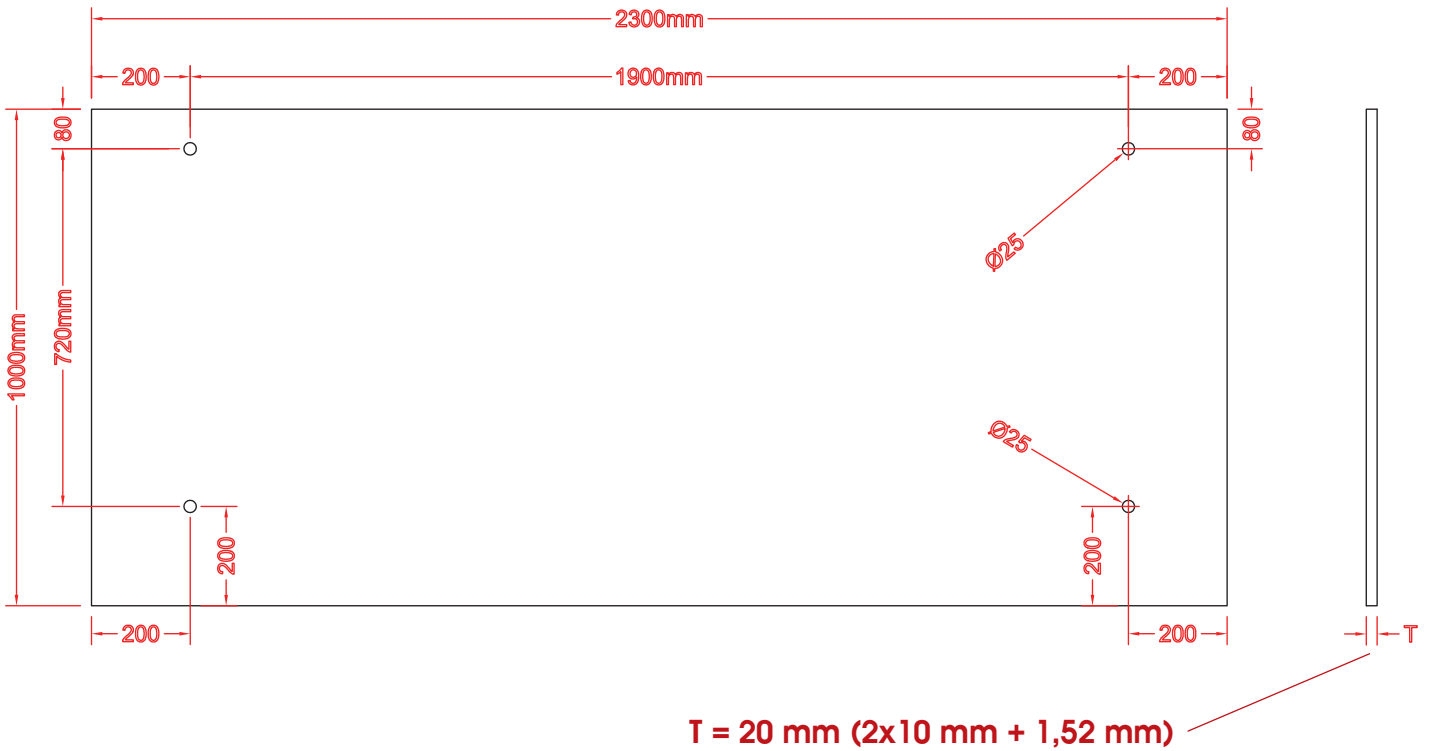


AISI 304	AISI 316S	
28.002X.04S	28.002X.16S	Lato asta / Glass bars / Parte barras / Côté tige de soutien



M12 - SX

**Misura massima consigliata / Maximum recommended size /
Medida máxima recomendada / Mesure maximum recommandée**



I nostri prodotti sono destinati all'utilizzo professionale. L'acquirente è responsabile della loro messa in opera e del loro utilizzo e deve verificare le esigenze e i vincoli specifici nonché le norme e le regole in vigore. Euro-Fer non fornisce il vetro o il cristallo e non effettua l'installazione.


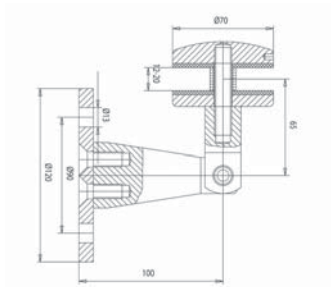
Our products are intended for the professionals. The buyer is responsible for the carrying out of the work and its use. He must check upon the specific restrictions and the laws and rules he may meet with. Euro-Fer doesn't supply the glass and doesn't make the installation.

Nuestros productos son para uso profesional. El usuario es responsable de su puesta en obra y de su utilización y tiene que averiguar los contratos específicos y las normas. Euro-Fer no vende el vidrio o cristal y no efectúa la instalación.


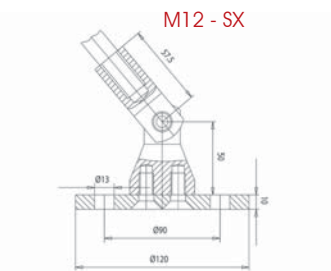
Nos produits sont destinés aux professionnels. L'acheteur est responsable de la mise en oeuvre, de l'utilisation et doit vérifier les exigences et les contraintes spécifiques qu'il peut rencontrer. Euro-Fer ne fournit pas le verre ni la glace et n'effectue pas l'installation.

Supporti per pensilina / Support for cantilever roofs
Soportes para marquesina / Soutiens pour auvent

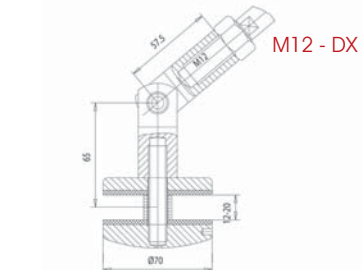
AISI 304	AISI 316S	
28.003X.04S	28.003X.16S	Lato vetro / Glass side / Parte Vidrio / Côté verre



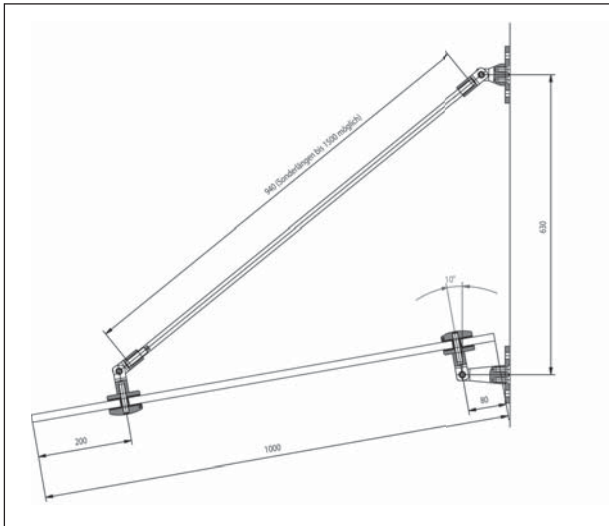
AISI 304	AISI 316S	
28.004X.04S	28.004X.16S	Lato asta / Glass bars / Parte barras / Côté tige de soutien



AISI 304	AISI 316S	
28.005X.04S	28.005X.16S	Lato vetro / Glass side / Parte Vidrio / Côté verre



AISI 304	AISI 316S	Asta / Bars / Barras / Tige
28.006X.04S	28.006X.16S	940 mm
28.007X.04S	28.007X.16S	1500 mm

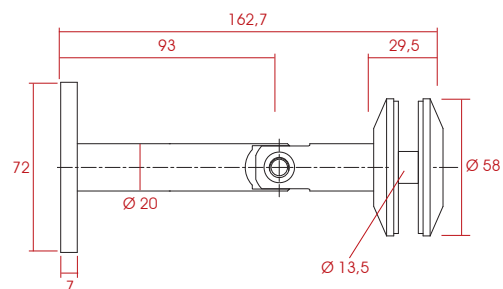


Esempio di applicazione / Application example / Ejemplo de aplicacion / Exemples de réalisation

Supporti per pensilina / Support for cantilever roofs Soportes para marquesina / Soutiens pour auvent

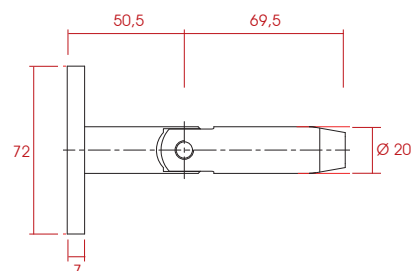
AISI 304	AISI 316S	
28.013X.04S	28.013X.16S	Lato vetro / Glass side / Parte Vidrio / Côté verre

NEW



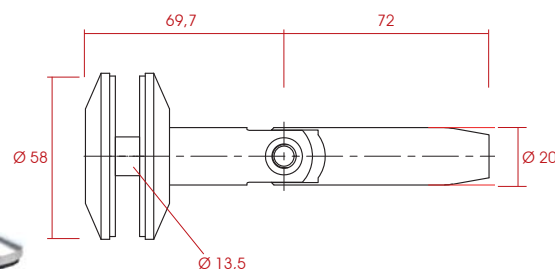
AISI 304	AISI 316S	
28.014X.04S	28.014X.16S	Lato asta / Glass bars / Parte barras / Côté tige de soutien

NEW




AISI 304	AISI 316S	
28.015X.04S	28.015X.16S	Lato asta / Glass bars / Parte barras / Côté tige de soutien

NEW




Misura massima consigliata / Maximum recommended size /
Medida máxima recomendada / Mesure maximum recommandée



T = 20 mm (2x10 mm + 1,52 mm)

AISI 304	AISI 316S	L	T
28.020X.04S	28.020X.16S	2500 mm	16,76 - 17,52
28.021X.04S	28.021X.16S	2500 mm	20,76 - 21,52

T - indica lo spessore del vetro / **T** - indicates glass tickness /
T - indica el espesor del vidrio / **T** - indique l'épaisseur du verre



NEW

I nostri prodotti sono destinati all'utilizzo professionale. L'acquirente è responsabile della loro messa in opera e del loro utilizzo e deve verificare le esigenze e i vincoli specifici nonché le norme e le regole in vigore. Euro-Fer non fornisce il vetro o il cristallo e non effettua l'installazione.

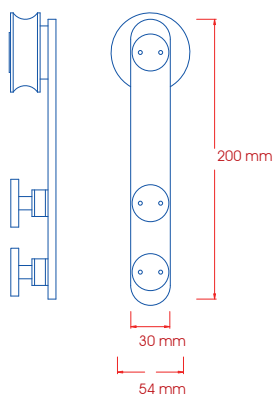

Our products are intended for the professionals. The buyer is responsible for the carrying out of the work and its use. He must check upon the specific restrictions and the laws and rules he may meet with. Euro-Fer doesn't supply the glass and doesn't make the installation.

Nuestros productos son para uso profesional. El utilizador es responsable de su puesta en obra y de su utilización y tiene que averiguar los contratos específicos y las normas. Euro-Fer no vende el vidrio o cristal y no efectua la instalacion.

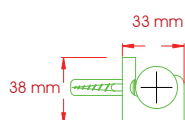
Nos produits sont destinés aux professionnels. L'acheteur est responsable de la mise en oeuvre, de l'utilisation et doit vérifier les exigences et les contraintes spécifiques qu'il peut rencontrer. Euro-Fer ne fournit pas le verre ni la glace et n'effectue pas l'installation.



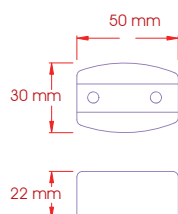
Accessori per porte scorrevoli / Accessories for sliding doors
Accesorios para las puertas deslizantes / Accessoires pour portes coulissantes



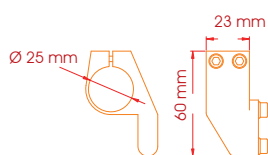
AISI 304	
29.001X.04S	Carrello scorrevole / Sliding carriage Corredera / Chariot coulissant



AISI 304	
29.010X.04S	Fissaggio a parete / Wall holder Soporte a pared / Fixation à mur



AISI 304	
29.020X.04S	Binario / Line / Binario / Voie



AISI 304		
29.030X.04S	DX - ferma corsa / DX - door stop DX - tope de puerta / DX - ferme porte	Dx
29.031X.04S	SX - ferma corsa / SX - door stop SX - tope de puerta / SX - ferme porte	Sx

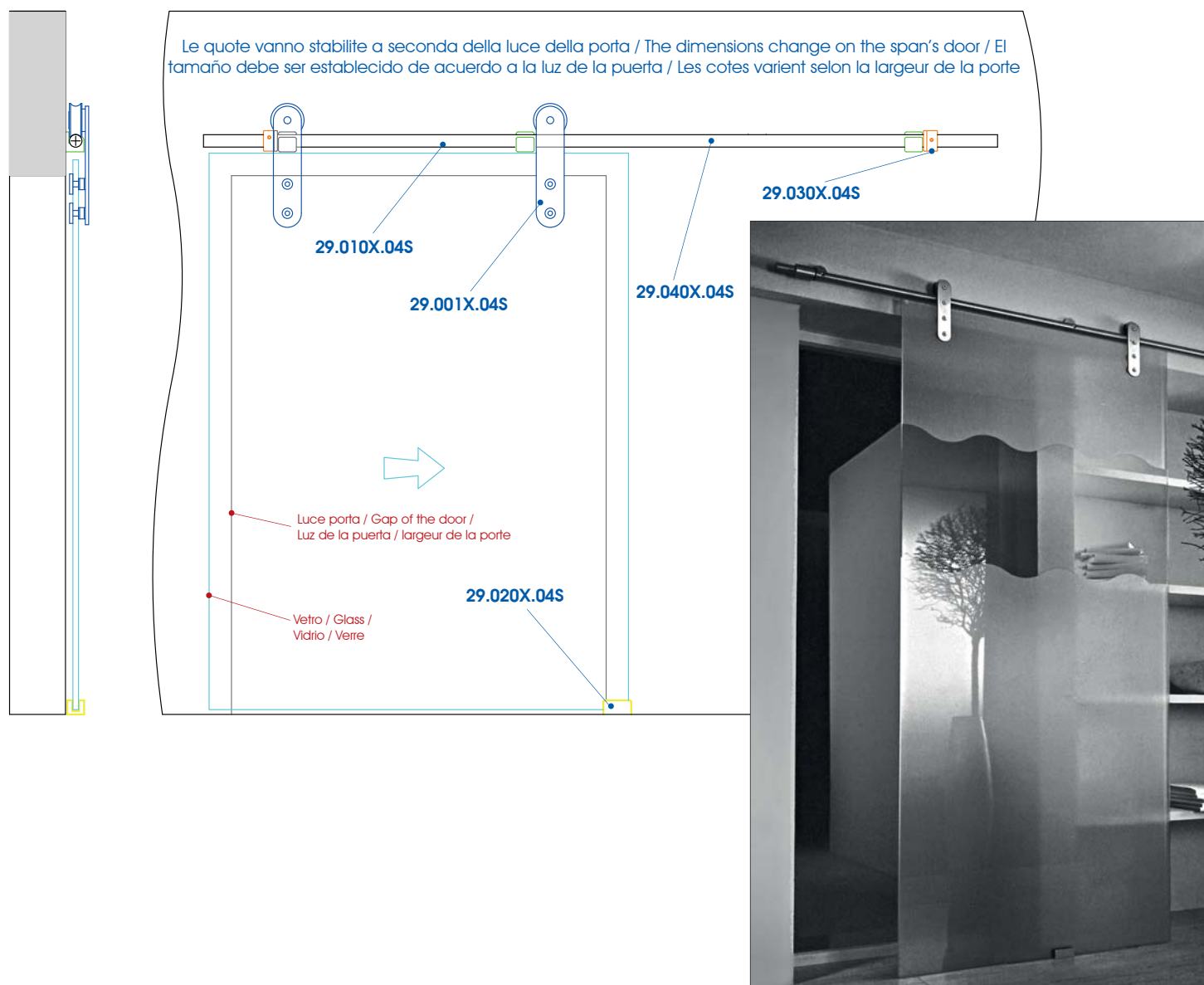


AISI 304	
29.040X.04S	Tubo / Bar / Tubo / Tube Ø 25,0 x 3 mm - L 3000 mm



AISI 304	
29.050X.04S	Tappi / Plug / Casquete de cobertura / Bouchons

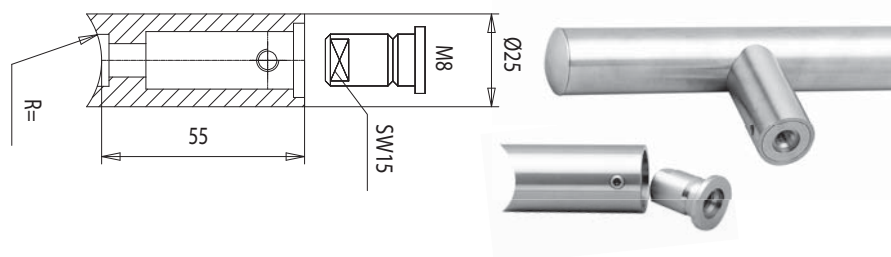
AISI 304	
29.060X.04S	Maniglione / Handle / Manija / Poignée



Maniglioni e corrimano / Pull handles and handrails / Manijas - Pasamanos
Poignées et main courante

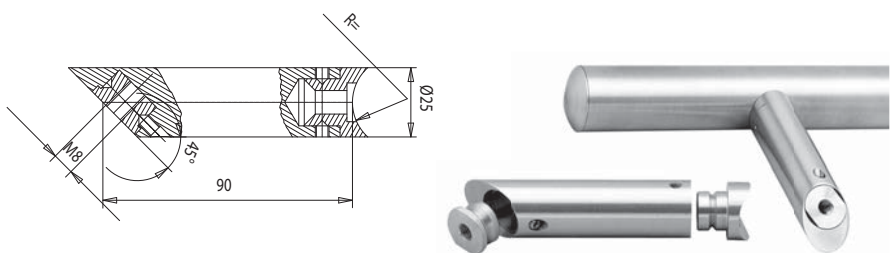
AISI 304	
29.300A.04S	Per tubo For tube / Para tubo / Pour tube Ø 33,7 mm
29.300B.04S	Per tubo For tube / Para tubo / Pour tube Ø 42,4 mm

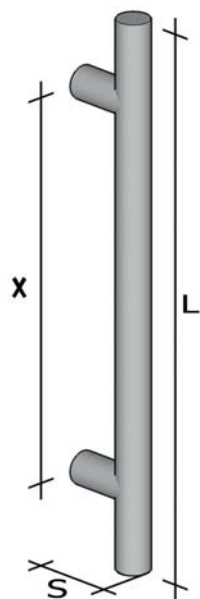
Supporti per maniglie di porte /
Door handle supports / Apoyos para tiradores /
Support pour poignée



AISI 304	
29.310A.04S	Per tubo For tube / Para tubo / Pour tube Ø 33,7 mm
29.310B.04S	Per tubo For tube / Para tubo / Pour tube Ø 42,4 mm

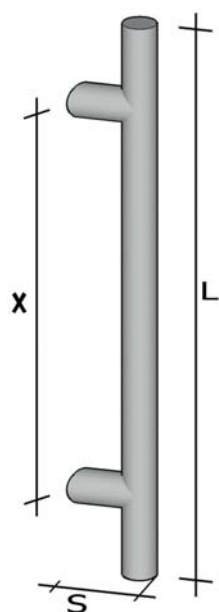
Supporti per maniglie di porte /
Door handle supports / Apoyos para tiradores /
Support pour poignée





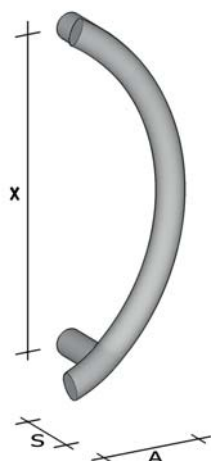
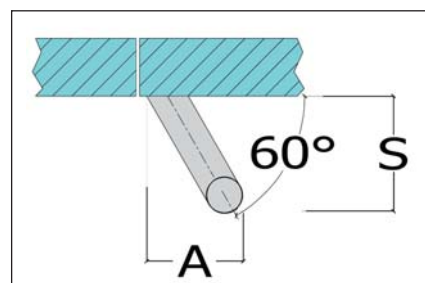
AISI 304	Ø	X	S	L
29.400X.04S	30mm	350mm	75mm	500mm

fornite a coppia / supplied in pairs /
suministrados en pareja / fourni par paires



AISI 304	Ø	X	A	S	L
29.410X.04S	30mm	350mm	70mm	80mm	500mm

fornite a coppia / supplied in pairs /
suministrados en pareja / fourni par paires

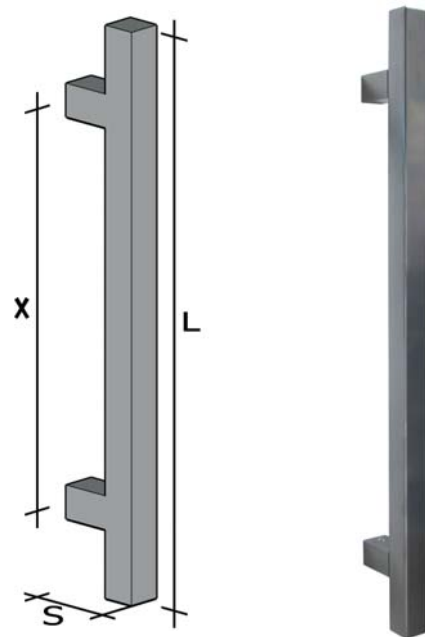


AISI 304	Ø	X	A	S
29.420X.04S	30mm	450mm	90mm	75mm

fornite a coppia / supplied in pairs /
suministrados en pareja / fourni par paires

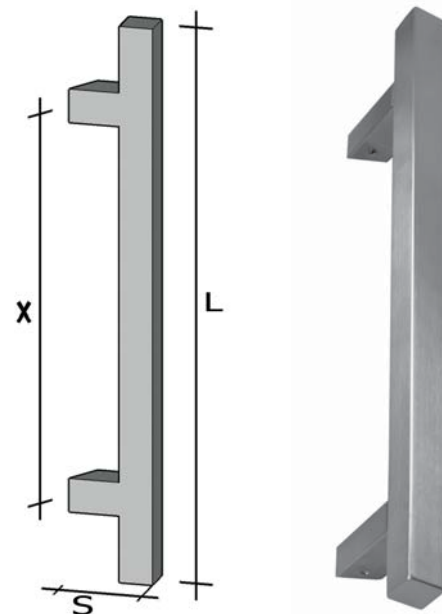
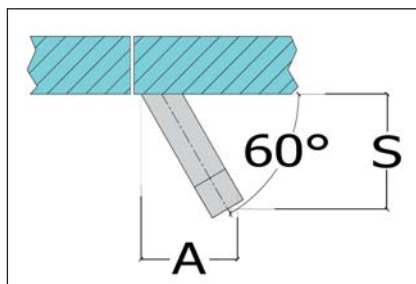
AISI 304	□	X	S	L
29.430X.04S	25mm	300mm	70mm	450mm
29.440X.04S	30mm	500mm	75mm	650mm

fornite a coppia / supplied in pairs /
suministrados en pareja / fourni par paires



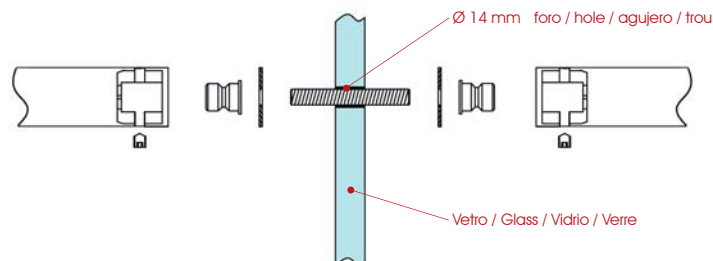
AISI 304	□	X	A	S	L
29.450X.04S	25mm	300mm	65mm	80mm	450mm
29.460X.04S	30mm	500mm	70mm	85mm	650mm

fornite a coppia / supplied in pairs /
suministrados en pareja / fourni par paires



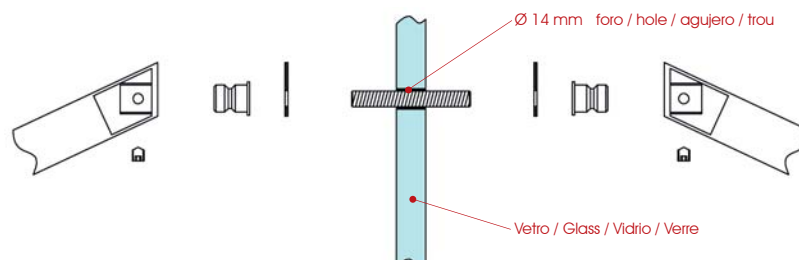
Esempi di montaggio per :
Assembling example for :
Ejemplo de ensamblaje para :
Exemples de montage pur :

29.400X.04S
29.420X.04S
29.430X.04S
29.440X.04S

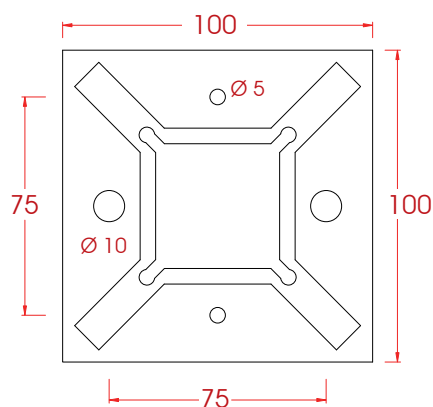


Esempi di montaggio per :
Assembling example for :
Ejemplo de ensamblaje para :
Exemples de montage pur :

29.410X.04S
29.450X.04S
29.460X.04S

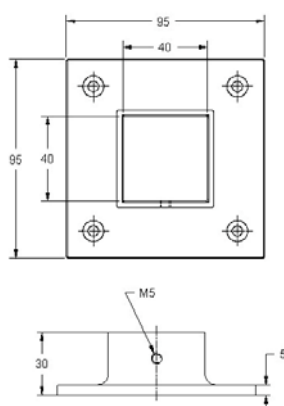



Sistema per tubo quadro / Square tube system
Sistema por tubo cuadro / Éléments pour tube carré



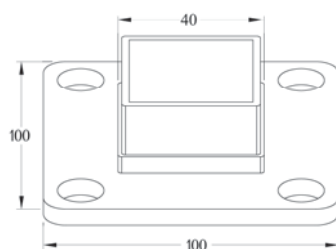

AISI 304	AISI 316S	
30.000S.04S	30.000S.16S	40,0 x 40,0 x 2 mm

Supporto a pavimento tubo quadro / Floor bracket
 Basamento tubo cuadro / Support a sol pour tube carré



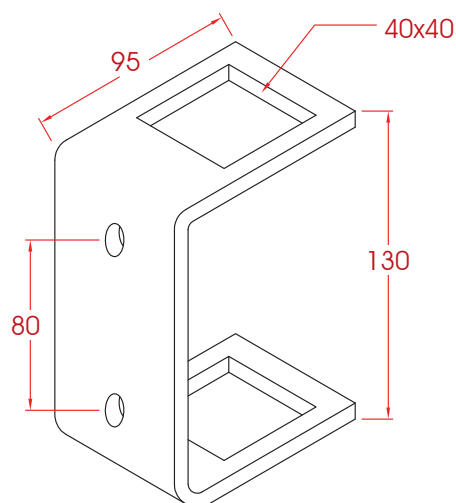
AISI 304	
30.001S.04S	40,0 x 40,0 x 2 mm

Supporto a pavimento tubo quadro / Floor bracket
 Basamento tubo cuadro / Support a sol pour tube carré



AISI 304	AISI 316S	
30.002S.04S	30.002S.16S	40,0 x 40,0 x 2 mm


Supporto a pavimento tubo quadro / Floor bracket
 Basamento tubo cuadro / Support a sol pour tube carré



Supporto a parete per caposaldo
 Wall support for post
 Soporte a pared por arranque
 Support mural pour poteau

AISI 304	AISI 316S	
30.005S.04S	30.005S.16S	40,0 x 40,0 x 2 mm

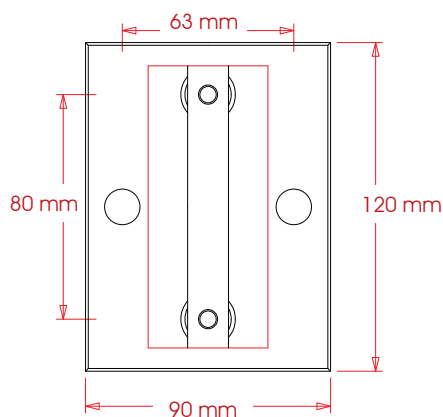
Da saldare / To be welded /
 Para soldar / Soude



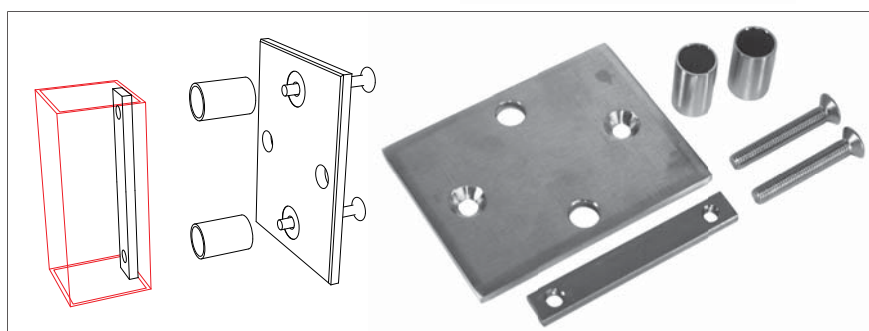
Sistema per tubo quadro / Square tube system
Sistema por tubo cuadro / Éléments pour tube carré

NEW

AISI 304	AISI 316S	X
30.006S.04S	30.006S.16S	30 mm
30.007S.04S	30.007S.16S	45 mm
30.008S.04S	30.008S.16S	60 mm


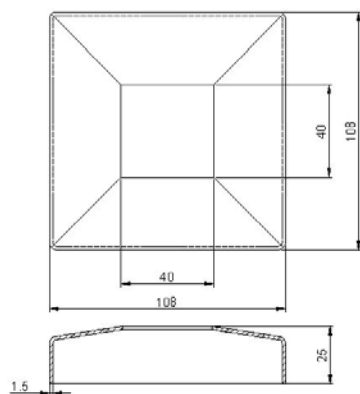



40,0 x 40,0 x 2 mm



AISI 304	AISI 316S	
30.010S.04S	30.010S.16S	40,0 x 40,0 x 2 mm

Copertura per supporto 30.002S.04S / Cover for 30.002S.04S / Cobertura para soportes 30.002S.04S / Couverture pour support 30.002S.04S



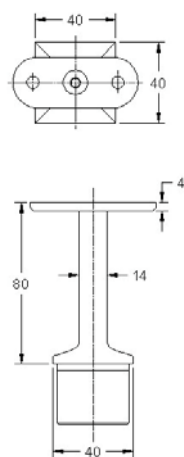
Sistema per tubo quadro / Square tube system
Sistema por tubo cuadro / Éléments pour tube carré



A



B



AISI 304	AISI 316S	A	B
30.020S.04S	30.020S.16S	flat	40,0 x 40,0 x 2 mm
30.020B.04S	30.020B.16S	Ø 42,4 mm	40,0 x 40,0 x 2 mm

Supporto per corrimano / Handrail support
 Soportes para pasamanos / Support main-courante

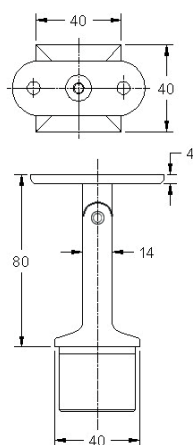
regolabile / adjustable /
 ajustable / orientable



A

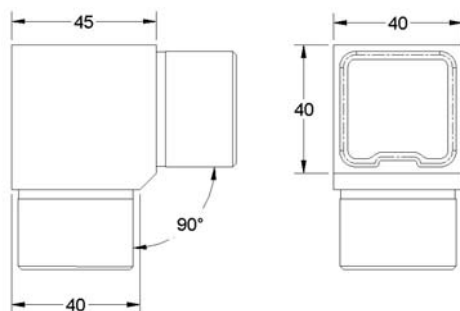



B



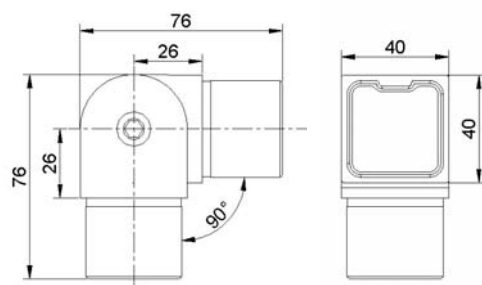
AISI 304	AISI 316S	A	B
30.021S.04S	30.021S.16S	flat	40,0 x 40,0 x 2 mm
30.021B.04S	30.021B.16S	Ø 42,4 mm	40,0 x 40,0 x 2 mm

Supporto per corrimano / Handrail support
 Soportes para pasamanos /
 Support main-courante orientable



AISI 304	AISI 316S	
30.030S.04S	30.030S.16S	40,0 x 40,0 x 2 mm

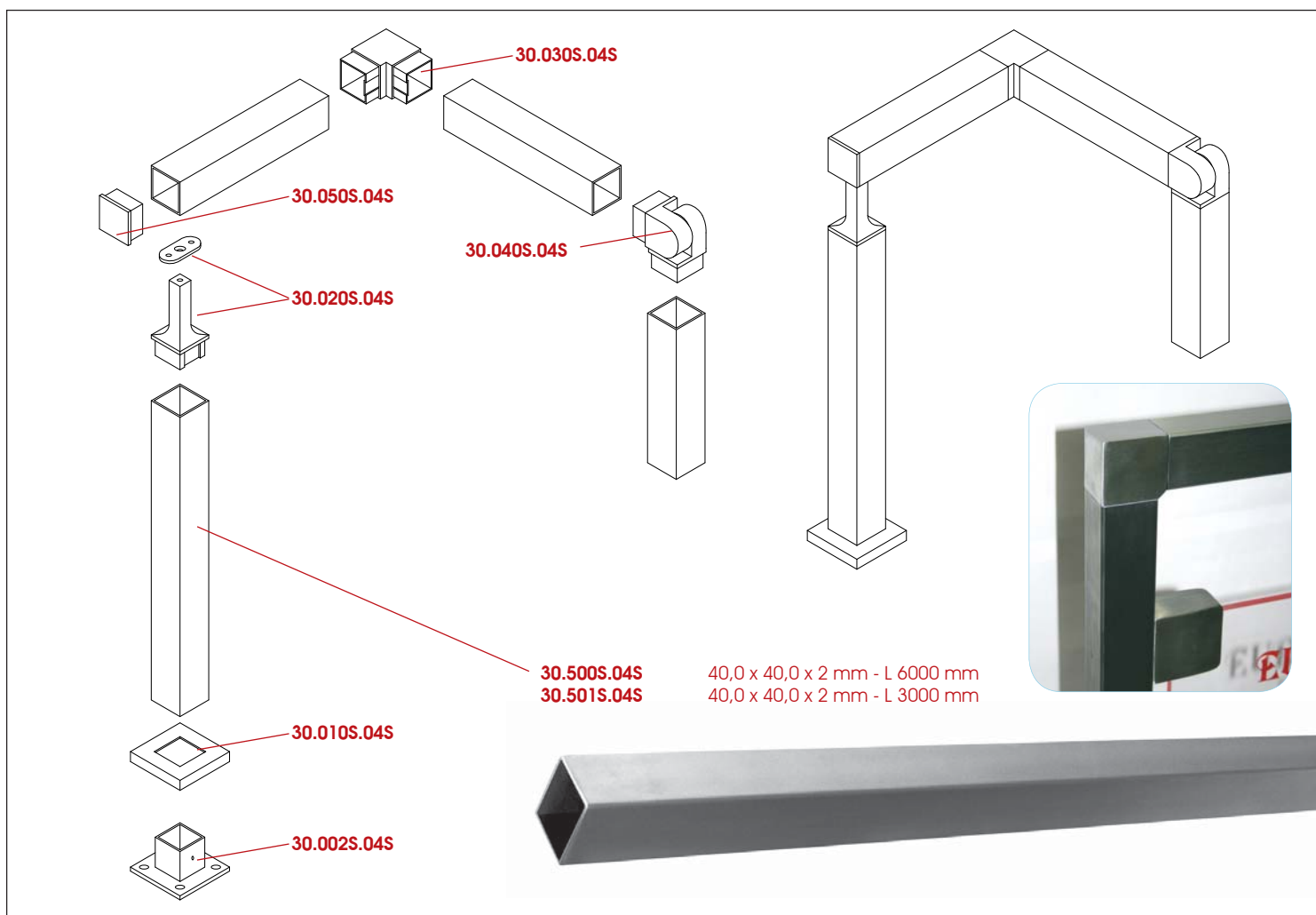
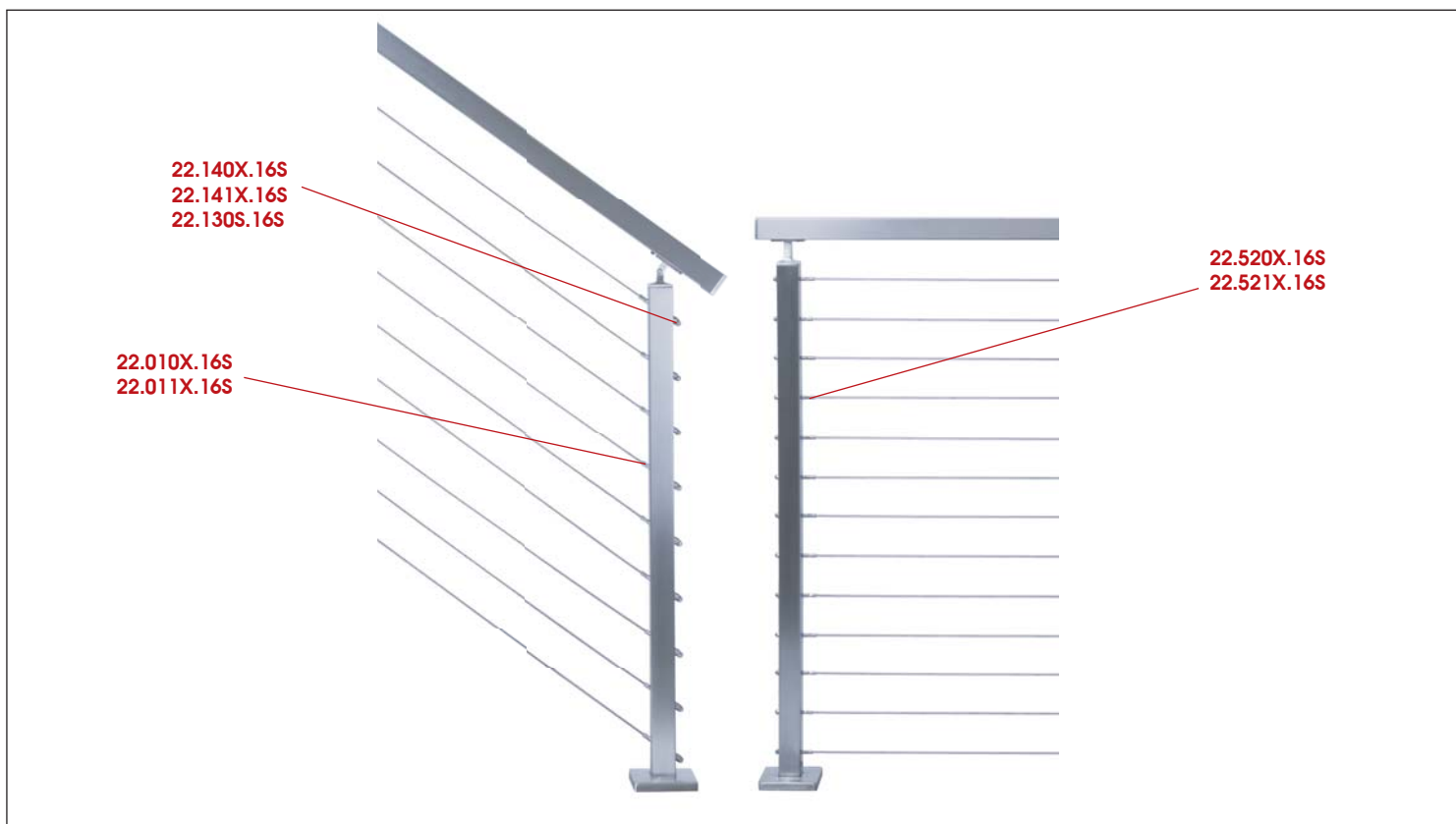
Connettore / Elbow / Conectores / Raccord



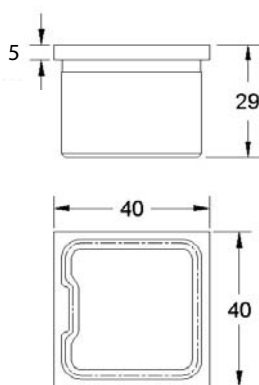
AISI 304	AISI 316S	
30.040S.04S	30.040S.16S	40,0 x 40,0 x 2 mm

Connettore regolabile / Adjustable elbow
 Conector ajustable / Raccord orientable

Sistema per tubo quadro / Square tube system
Sistema por tubo cuadro / Éléments pour tube carré

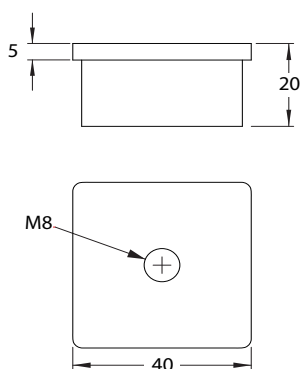



Sistema per tubo quadro / Square tube system
Sistema por tubo cuadro / Éléments pour tube carré



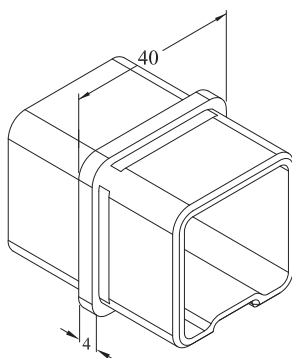

AISI 304	AISI 316S	
30.050S.04S	30.050S.16S	40,0 x 40,0 x 2 mm

Calotta di copertura / End cap
 Casquetes de cobertura / Calotte de couverture



AISI 304	AISI 316S	
30.051S.04S	30.051S.16S	40,0 x 40,0 x 2 mm

Calotta di copertura / End cap
 Casquetes de cobertura / Calotte de couverture



AISI 304	AISI 316S	
30.060S.04S	30.060S.16S	40,0 x 40,0 x 2 mm

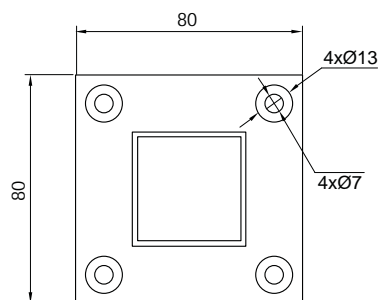
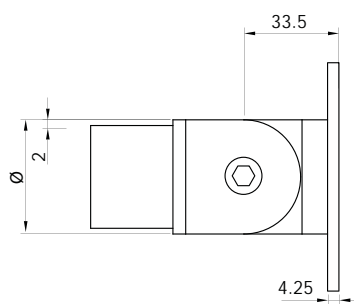
Connettore dritto
 Straight connector
 Conector derecho
 Raccord pour main courante



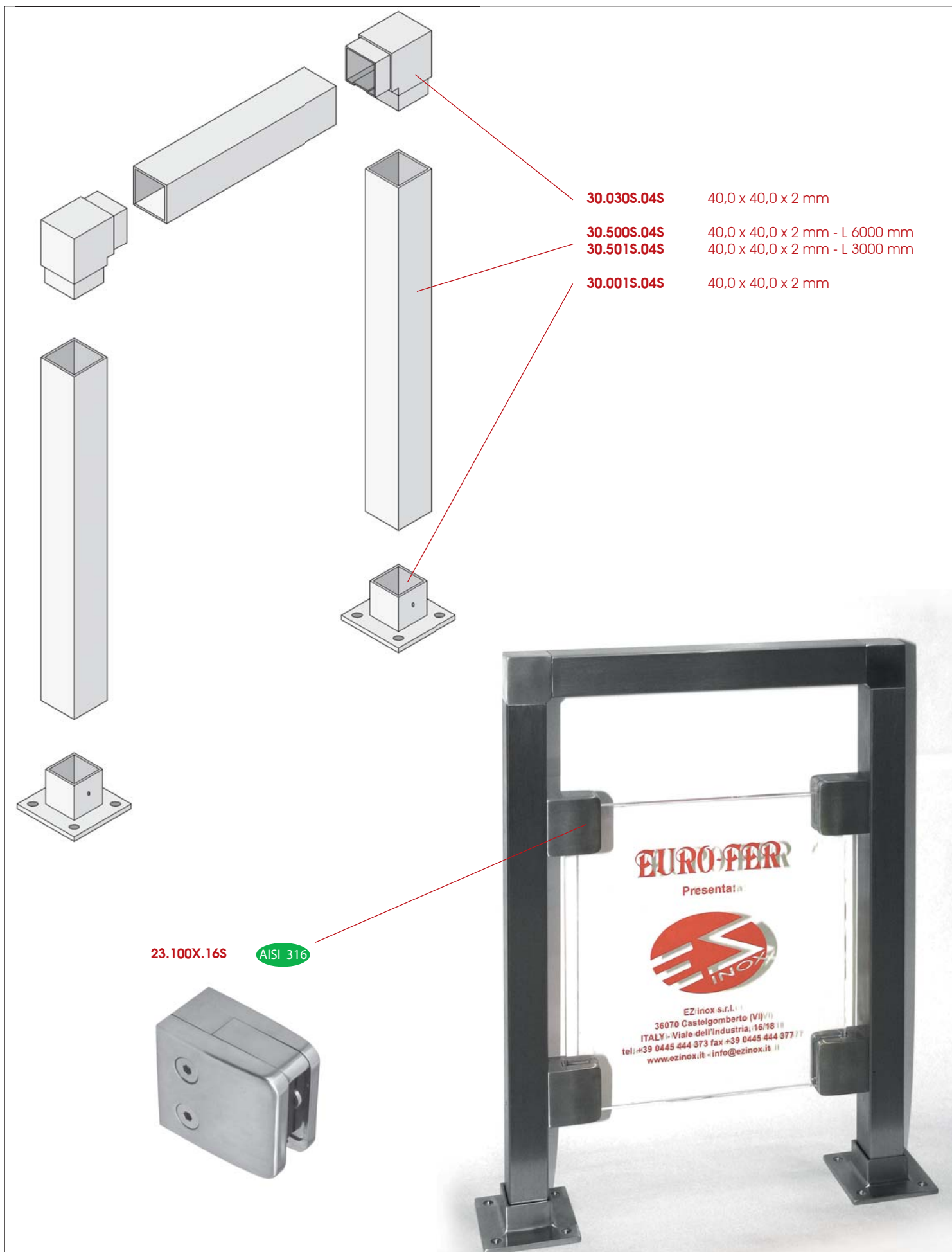
NEW

AISI 304	AISI 316S	
30.070S.04S	30.070S.16S	40,0 x 40,0 x 2 mm

Supporto regolabile con copertura
 Adjustable support with cover
 Soporte ajustable con cobertura
 Support réglable avec couverture



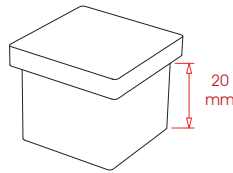
Sistema per tubo quadro / Square tube system
Sistema por tubo cuadro / Éléments pour tube carré




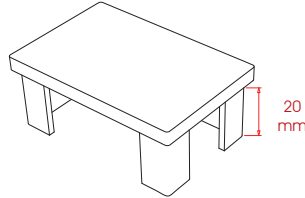


Sistema per tubo quadro / Square tube system Sistema por tubo cuadro / Éléments pour tube carré

AISI 304	Ø
30.125S.04S	25 x 25 x 2 mm
30.130S.04S	30 x 30 x 2 mm



AISI 304	Ø
30.140S.04S	40 x 20 x 2 mm
30.150S.04S	50 x 30 x 2 mm
30.160S.04S	60 x 40 x 2 mm




Tubo quadro / Square tube / Tubo cuadro / Tube carré

AISI 304	AISI 316S	Ø	L
30.300S.04S	30.300S.16S	30,0 x 30,0 x 2 mm	6000 mm
30.301S.04S	30.301S.16S	30,0 x 30,0 x 2 mm	3000 mm
30.500S.04S	30.500S.16S	40,0 x 40,0 x 2 mm	6000 mm
30.501S.04S	30.501S.16S	40,0 x 40,0 x 2 mm	3000 mm

Tubo quadro / Square tube /
Tubos cuadro / Tube carré

Satinato / Satin / Satinado / Satiné



AISI 304 - Satinato / Satin finish / Satinado / Satiné

L'AISI 304 è l'acciaio inossidabile (inox) più utilizzato nel mondo. Pur essendo caratterizzato da una buona resistenza agli agenti chimici esterni, può risentire negativamente dell'inquinamento atmosferico o di ambienti cloridrici (piscine) o salini (mare).

The AISI 304 is the most used stainless steel in the world. It's characterized by a good resistance to external chemicals agents, excepting in ambient conditions such as swimming pools, seas areas or heavy air pollution.

El AISI 304 es el acero inoxidable mas utilizado en el mundo. A pesar de tener una buena resistencia a los agentes químicos exteriores, puede sufrir en caso de contaminación medioambiental o en ambientes clorhídricos (piscinas) o salinos (cerca del mar).

L'AISI 304 est l'acier inoxydable le plus utilisé dans le monde. Il est caractérisé par une bonne résistance aux agents extérieurs chimiques, mais il peut ressentir les effets de la pollution atmosphérique et du milieu chlorhydrique (piscines) et salin (mer).

AISI 316 - Satinato / Satin finish / Satinado / Satiné

L'acciaio inossidabile AISI 316 si caratterizza per la presenza del Molibdeno (Mo) e di una maggiore percentuale di Nichel (Ni); tale composizione lo rende maggiormente resistente alla corrosione rispetto all'AISI 304.

The AISI 316, thanks to its chemical composition, is more resistant to corrosion than the AISI 304. It's recommended when there are particular ambient conditions, for example seas areas, swimming- pools, etc.

El acero inoxidable AISI 316 está caracterizado por la presencia de Molibdeno (Mo) y de un mayor porcentaje de Nichel (Ni); esta composición permite que sea mas resistente a la corrosión que el AISI 304.

L'acier inoxydable AISI 316 se caractérise par la présence de Molybdène (Mo) et une grande partie de Nickel (Ni); une telle composition le rend plus résistant à la corrosion que l'AISI304.

Esempio di applicazione / Application example /
Ejemplo de aplicación / Exemples de réalisations



Scale a spirale - montaggio

Sulla base di questo disegno esemplificativo è facilmente riconoscibile la nostra idea di costruzione modulare. Con pochi elementi si può costruire in brevissimo tempo una scala a spirale completa di ringhiera.

Il nostro sistema è compatibile con l'utilizzo di gradini in vari materiali (legno, vetro, pietra o acciaio) per incontrare al meglio il gusto e le necessità di ognuno.

Spiral staircase - assembly

On the basis of this explanatory illustration, our idea of modular construction can easily be recognised. With just a few elements a winding staircase complete with rail can be constructed in a very short time.

Our system is compatible with steps made of various materials (wood, glass, stone or steel) to best satisfy the tastes and requirements of all our customers.

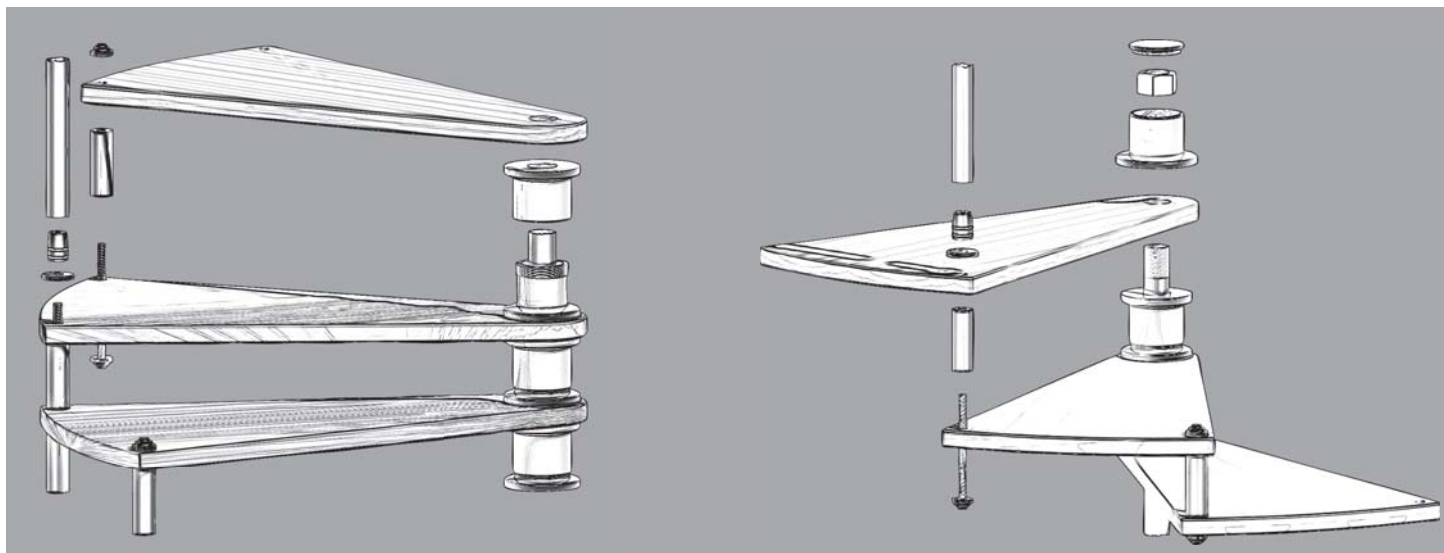
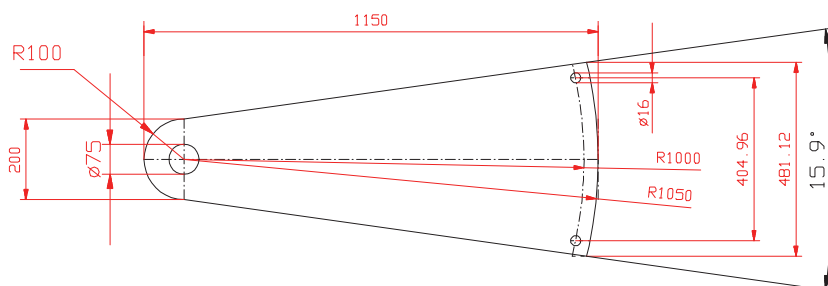
Escaleras en espiral - montaje

Sobre la base de este dibujo esemplificativo es fácilmente reconocible nuestra idea de construcción modular. Con pocos elementos se puede construir en breve tiempo una escalera en espiral completa de barandilla. Nuestro sistema es compatible con el empleo de peldaños de varios materiales, madera, vidrio, piedra o acero, para encontrar de la mejor manera el gusto y las necesidades de cada uno.

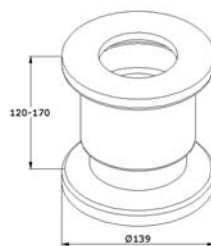
Escalier en colimaçon (ou hélicoïdal) - Montage

Ce dessin montre notre idée de construction modulaire. Avec peu d'éléments on peut construire un escalier en colimaçon avec rampe.

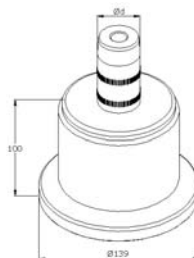
Notre système est compatible avec l'utilisation de marches de différents matériaux (bois, verre, pierre ou acier), selon les besoins et nécessite de chaque client.



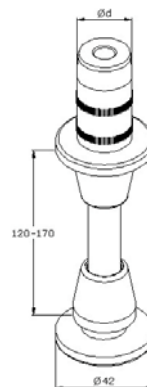
AISI 304	
31.001X.04S	<p>Ø 136 mm - Foro / Hole Ø 72 mm - H 150/120 mm</p> <p>Elemento centrale regolabile / Adjustable middle spindle / Elemento en el medio, ajustable / Élément central réglable</p>



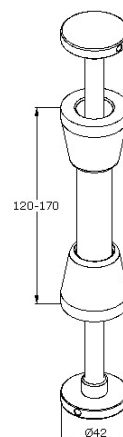
AISI 304	
31.010X.04S	<p>Ø 136 mm - Foro / Hole Ø 72 mm - H 150/120 mm</p> <p>Piantone terminale / Top end spindle / Soporte terminal / Support terminal</p>



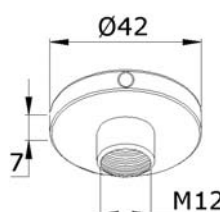
AISI 304	
31.020X.04S	<p>Elemento laterale regolabile per caposaldo</p> <p>Adjustable lateral element for post</p> <p>Elemento lateral ajustable por arranque</p> <p>Élément latéral réglable pour poteau de départ</p>



AISI 304	
31.030X.04S	<p>Elemento laterale regolabile</p> <p>Adjustable lateral element</p> <p>Elemento lateral ajustable</p> <p>Élément latéral réglable</p>



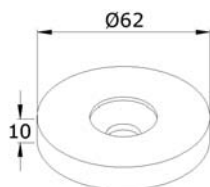

AISI 304	
31.040X.04S	Tappo / Plug / Tapon / Bouchon





Da saldare / To be welded /
Para soldar / Souder

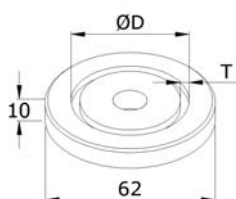

AISI 304	
32.000B.04S	Supporto per gradino / Step support / Paso de aroyo / Support pour marche



AISI 304	
32.010X.04S	Rondella inferiore / Lower washer / Lavadora inferior / Rondelle inférieure

32.010X.04S

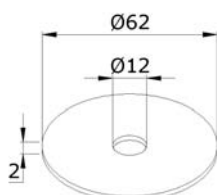
Articolo non fornito separatamente / Item not sold separately
/ El artículo no se vende singularmente / Produit pas vendus
séparément



AISI 304	
32.020X.04S	Rondella superiore / Higher washer / Lavadora superior / Rondelle supérieure

32.020X.04S

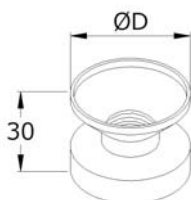
Articolo non fornito separatamente / Item not sold separately
/ El artículo no se vende singularmente / Produit pas vendus
séparément



AISI 304	
32.030X.00	Guarnizione / Rubber / Guarnicion / Garniture

32.030X.04S

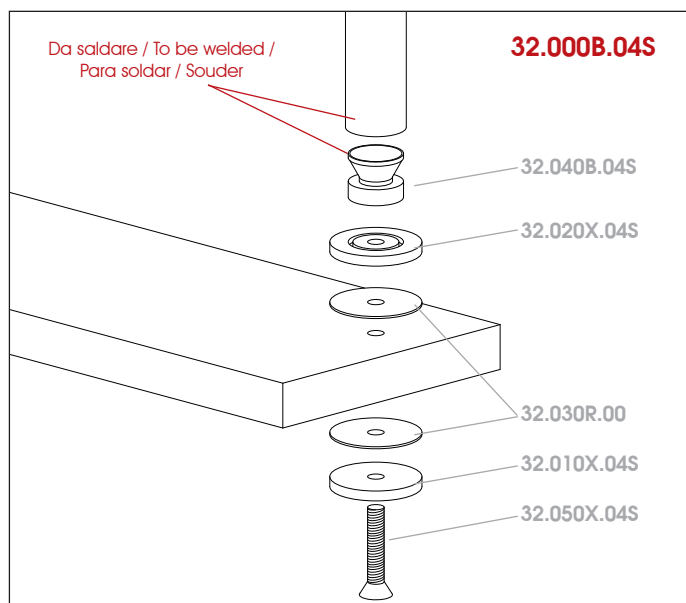
Articolo non fornito separatamente / Item not sold separately
/ El artículo no se vende singularmente / Produit pas vendus
séparément



AISI 304	
32.040X.04S	Supporto caposaldo / Post'support / Soporte por arranque / Support poteau de départ


32.040X.04S

Articolo non fornito separatamente / Item not sold separately
/ El artículo no se vende singularmente / Produit pas vendus
séparément



32.050X.04S

Articolo non fornito separatamente / Item not sold separately
/ El artículo no se vende singularmente / Produit pas vendus
séparément





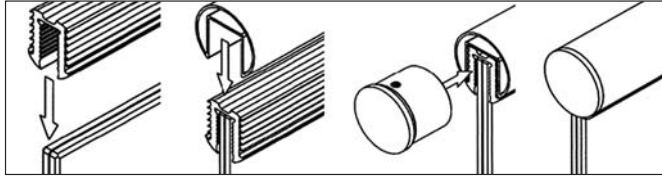
Profilo a U / U - Tube / Perfil a U / Profil U

AISI 304	Ø		X	L
33.000U.04S	42,4 x 1,5 mm		24x24 mm	6000 mm
33.001U.04S	48,3 x 1,5 mm		27x30 mm	5000 mm

Profilo senza guarnizione / Rubber not included / Guarnicion no incluida / Garniture pas inclus

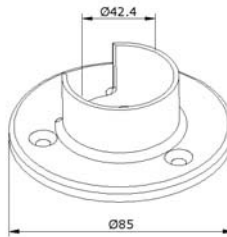
AISI 304	Ø	T	X	L
33.4213.04S	42,4 x 1,5 mm	13,52 mm	24x24 mm	6000 mm
33.4217.04S	42,4 x 1,5 mm	17,52 mm	24x24 mm	6000 mm
33.4821.04S	48,3 x 1,5 mm	21,52 mm	27x30 mm	5000 mm

Guarnizione in gomma inclusa / Rubber washer included / Guarnicion incluida / Garniture en caoutchouc inclus



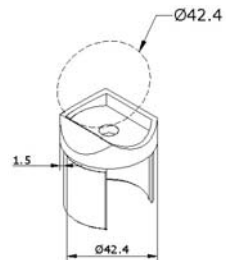
AISI 304	Ø
33.001X.04S	42,4 x 1,5 mm
33.002X.04S	48,3 x 1,5 mm

Supporto a pavimento / Floor bracket
Basamento / Support



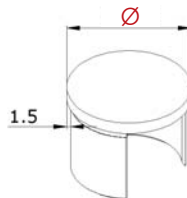
AISI 304	Ø
33.010X.04S	42,4 x 1,5 mm

Supporto per corrimano / Handrail support
Soporte por pasamano / Support main-courante



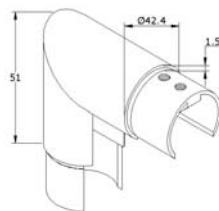
AISI 304	Ø
33.020X.04S	42,4 x 1,5 mm
33.021X.04S	48,3 x 1,5 mm

Calotta di copertura / End cap /
Casquete de cobertura / Calotte de couverture



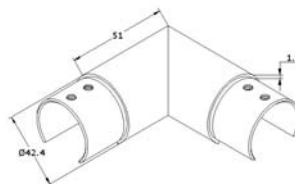
AISI 304	Ø
33.030X.04S	42,4 x 1,5 mm

Connettore / Elbow /
Conector / Raccord



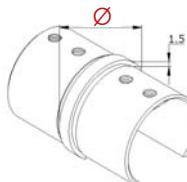
AISI 304	Ø
33.040X.04S	42,4 x 1,5 mm

Connettore / Elbow /
Conector / Raccord



AISI 304	Ø
33.050X.04S	42,4 x 1,5 mm
33.051X.04S	48,3 x 1,5 mm

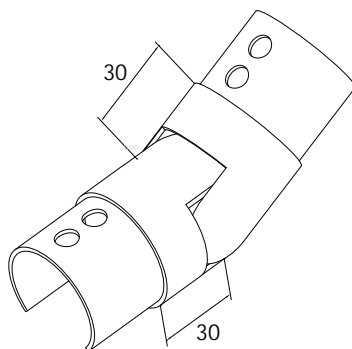
Connettore a 180° / Elbow, 180° degrees
Conector 180° / Raccord 180°



AISI 304	Ø
33.060X.04S	42,4 x 1,5

NEW

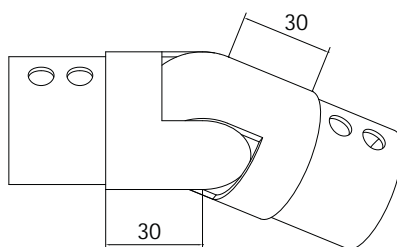
Connettore regolabile profilo scanalato



AISI 304	Ø
33.065X.04S	42,4 x 1,5

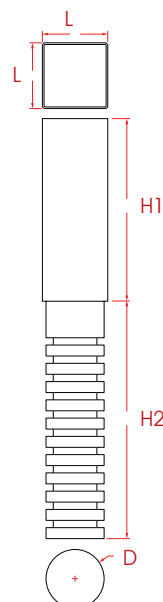
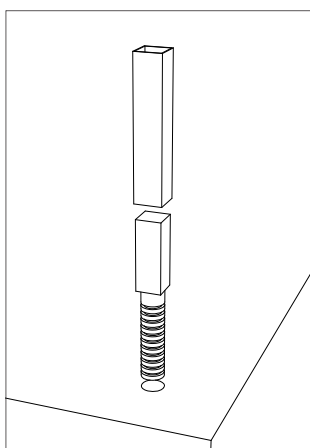
NEW

Connettore regolabile profilo scanalato



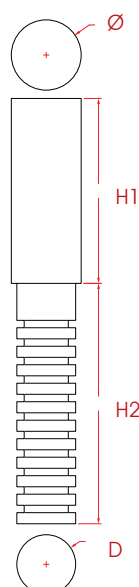
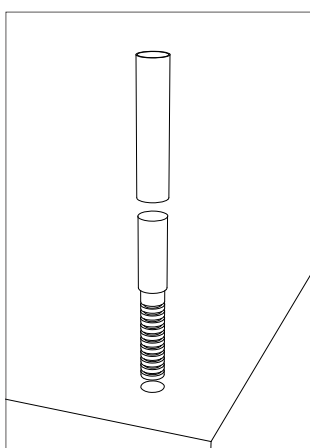
AL	L	H1	H2	D
33.040S.ALS	40 x 40 x 2	100	130	32

NEW



AL	Ø	H1	H2	D
33.042B.ALS	42,4 x 2	100	130	32

NEW





Profilo pavimento / Floor profile
 / Perfil para la fijación al suelo
 / Profil pour fixation au sol

AL	dim.	L
33.500X.AL13	120,0 x 45,0mm	2500mm

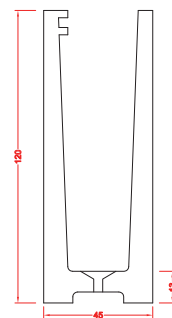

Completa di set di guarnizioni e cunei per vetro da mm 13.52 / Including glass gaskets and wedges set mm 13.52 / Completa con juntas de vidrio y cuñas fijadoras mm 13.52 / Fourni avec set de garnitures et coins pour verre mm 13.52

33.500X.AL17	120,0 x 45,0mm	2500mm
--------------	----------------	--------

Completa di set di guarnizioni e cunei per vetro da mm 17.52 / Including glass gaskets and wedges set mm 17.52 / Completa con juntas de vidrio y cuñas fijadoras mm 17.52 / Fourni avec set de garnitures et coins pour verre mm 17.52

33.500X.AL21	120,0 x 45,0mm	2500mm
--------------	----------------	--------

Completa di set di guarnizioni e cunei per vetro da mm 21.52 / Including glass gaskets and wedges set mm 21.52 / Completa con juntas de vidrio y cuñas fijadoras mm 21.52 / Fourni avec set de garnitures et coins pour verre mm 21.52



C (10pz.)



B /2,5m)



D (10pz.)



E (2,5m)



AISI 316S	dim.	L
33.500X.16S	120,0 mm	2500mm

Elemento di finitura inox per profilo a pavimento / Stainless steel cover for floor aluminum profile /
 Cobertura de acero inox por el perfil de aluminio al suelo / Élément de finition inox pour profil au plancher



Profilo a parete / Wall profile
 Perfil a pared /
 Profil pour fixation mural

AL	dim.	L
33.501X.AL13	120,0 x 45,0mm	2500mm

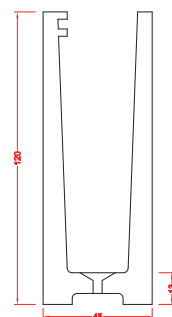

Completa di set di guarnizioni e cunei per vetro da mm 13.52 / Including glass gaskets and wedges set mm 13.52 / Completa con juntas de vidrio y cuñas fijadoras mm 13.52 / Fourni avec set de garnitures et coins pour verre mm 13.52

33.501X.AL17	120,0 x 45,0mm	2500mm
--------------	----------------	--------

Completa di set di guarnizioni e cunei per vetro da mm 17.52 / Including glass gaskets and wedges set mm 17.52 / Completa con juntas de vidrio y cuñas fijadoras mm 17.52 / Fourni avec set de garnitures et coins pour verre mm 17.52

33.501X.AL21	120,0 x 45,0mm	2500mm
--------------	----------------	--------

Completa di set di guarnizioni e cunei per vetro da mm 21.52 / Including glass gaskets and wedges set mm 21.52 / Completa con juntas de vidrio y cuñas fijadoras mm 21.52 / Fourni avec set de garnitures et coins pour verre mm 21.52



C (10pz.)



B /2,5m)



D (10pz.)



E (2,5m)



AISI 316S	dim.	L
33.501X.16S	120,0 mm	2500mm

Elemento di finitura inox per profilo a parete / Stainless steel cover for wall aluminum profile /
 Cobertura de acero inox por el perfil de aluminio a pared / Élément de finition inox pour profil au mural



AL	dim.
33.510X.ALS	120,0 x 45,0mm

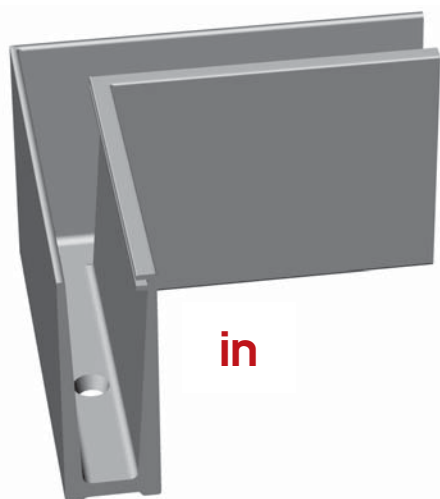


Tappo in alluminio finitura satinata
 / Aluminium stopper satin finishing
 / Terminal en aluminium anodizado /
 Embout aluminium anodisé

Plastic	dim.
33.511X.00	25,0mm

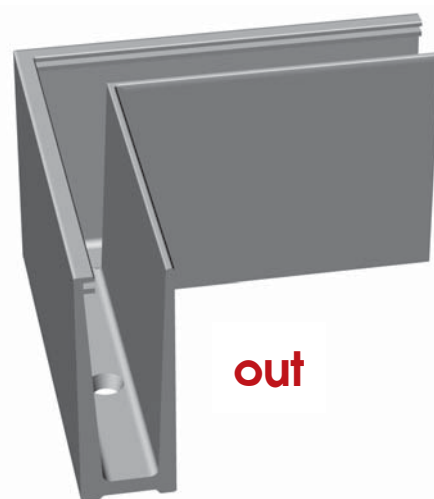


Tappo in plastica per profilo a parete /
 Plastic cup for wall profile
 Tapon cobertura para perfil a pared /
 Coverture pour profil pour fixation mural



in

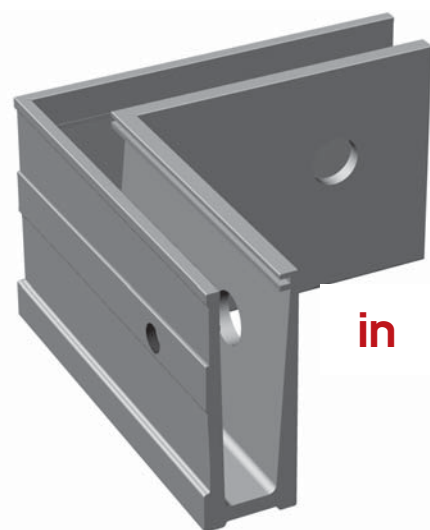
Profilo pavimento / Floor profile
 / Perfil para la fijación al suelo
 / Profil pour fixation au sol



out


AL	dim.	L
33.550X.ALS	120,0 x 45,0mm	250mm

AL	dim.	L
33.551X.ALS	120,0 x 45,0mm	250mm



in

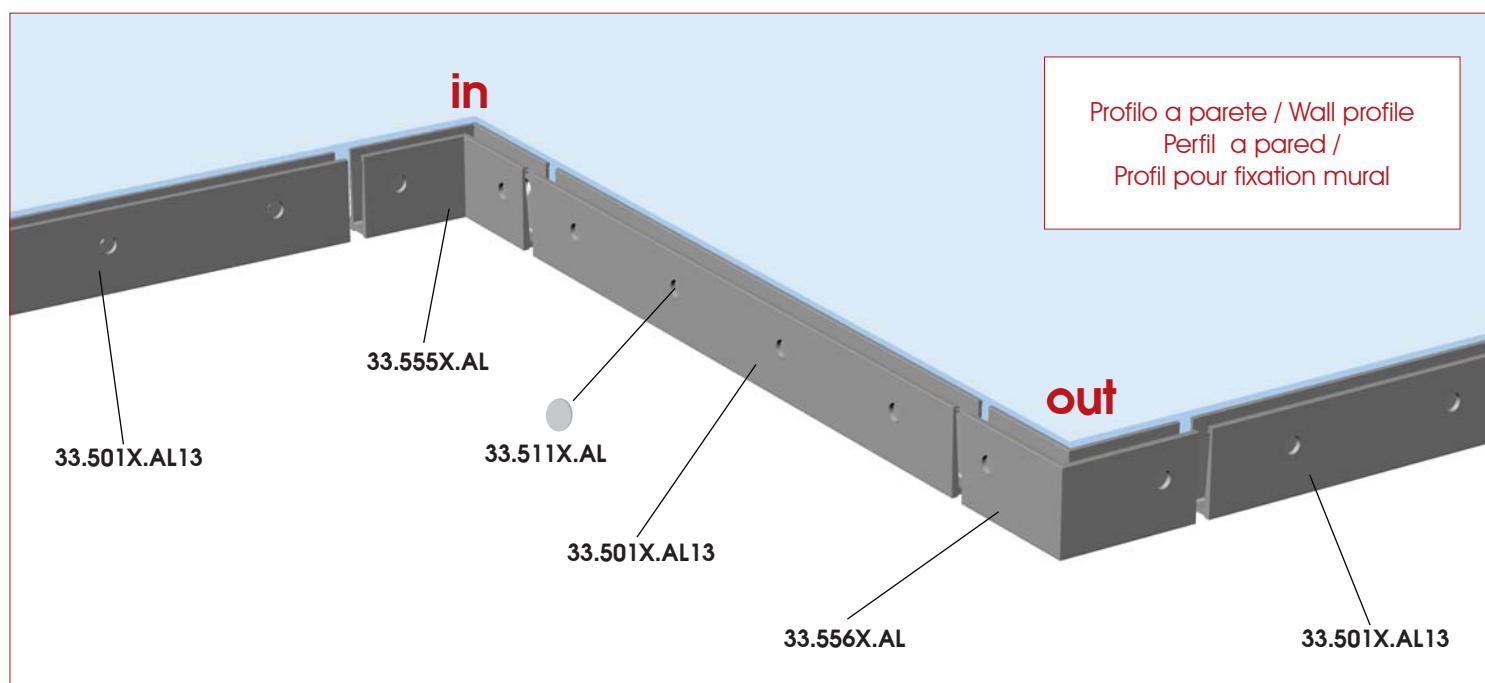
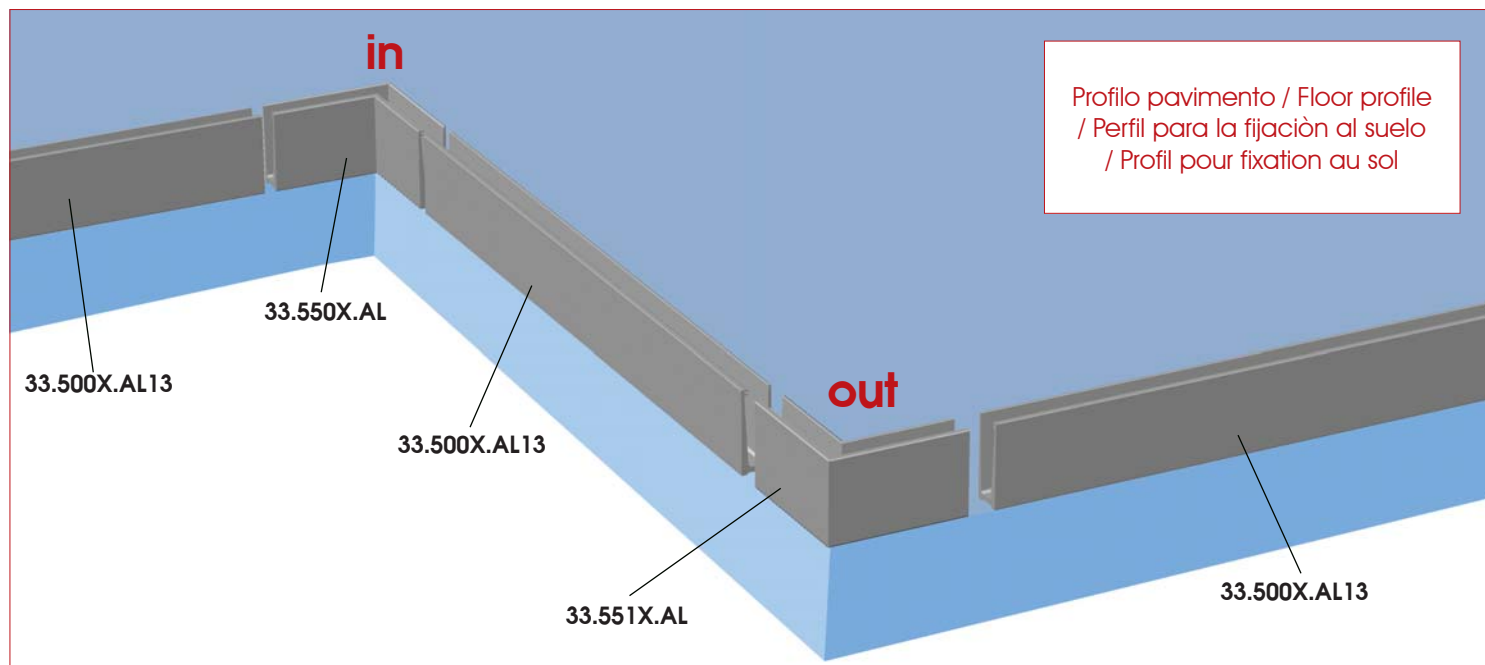
Profilo a parete / Wall profile
 Perfil a pared /
 Profil pour fixation mural

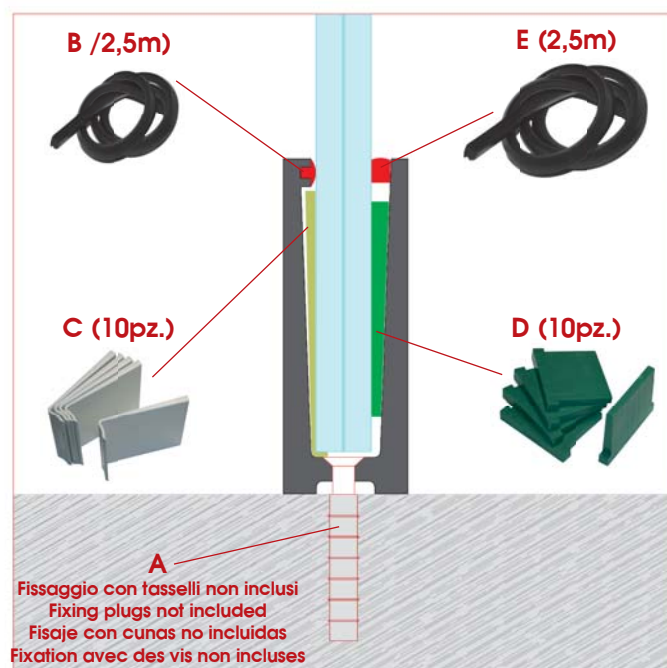
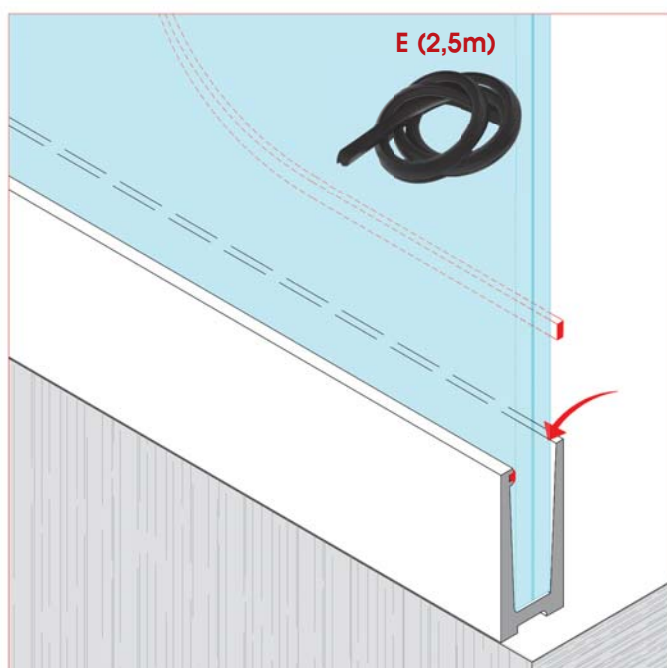
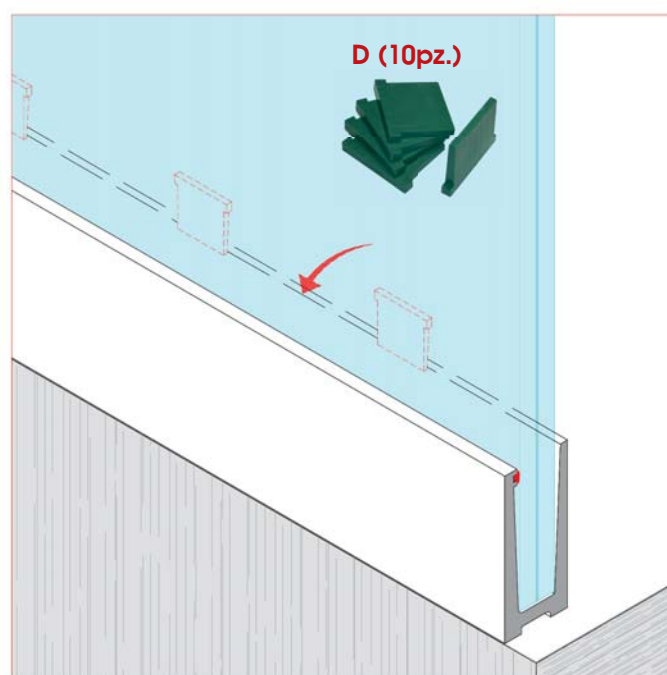
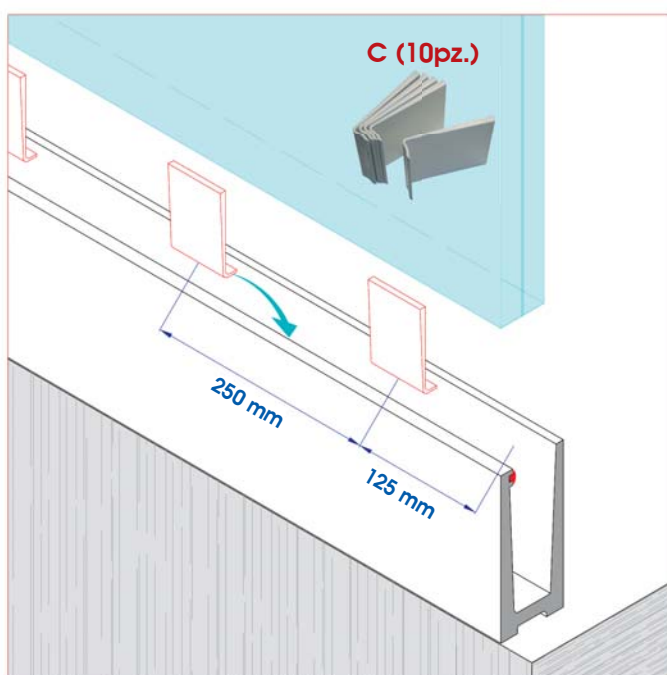
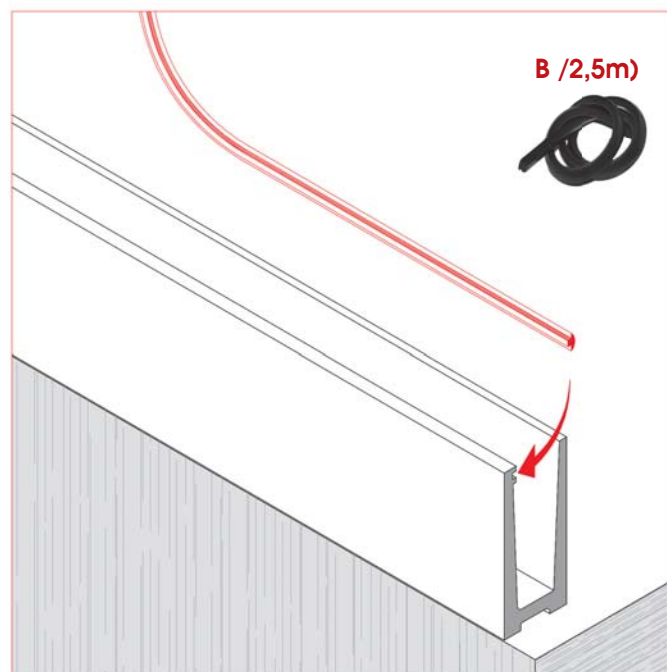
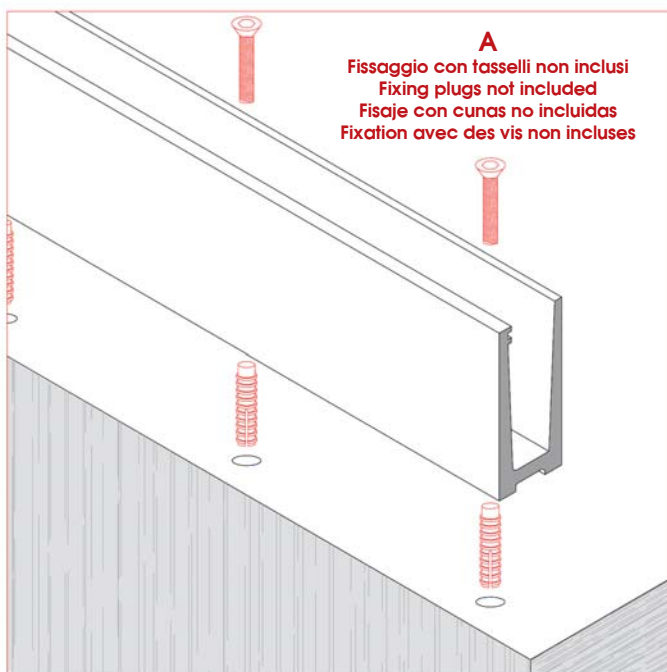


out

AL	dim.	L
33.555X.ALS	120,0 x 45,0mm	250mm

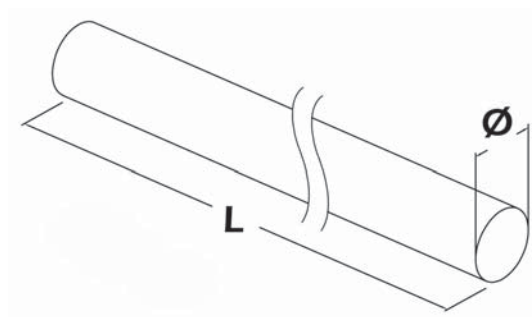
AL	dim.	L
33.556X.ALS	120,0 x 45,0mm	250mm





AISI 304	L	Ø	legno / wood
34.010W.00	3000 mm	42,4 mm	faggio
34.011W.00	3000 mm	42,4 mm	rovere

Corrimano rettilineo non piegabile / Straight handrail not bendable / Pasamano recto no se puede doblar / Main courante droite et non flexible:



Disponibile su ordinazione corrimano in larice e acero. Disponibili inoltre altre lunghezze.


Custom handrail available in maple and larch. Also available other lengths.

Barandilla personalizada disponible en arce y alerce. También disponibles otras longitudes.

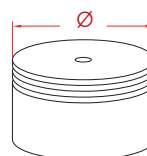
Barre d'appui personnalisé disponible en érable et mélèze. Disponible en différentes longueurs.



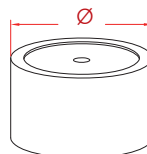
AISI 304	L	Ø	legno / wood
34.025W.00	90°	42,4 mm	faggio
34.026W.00	90°	42,4 mm	rovere




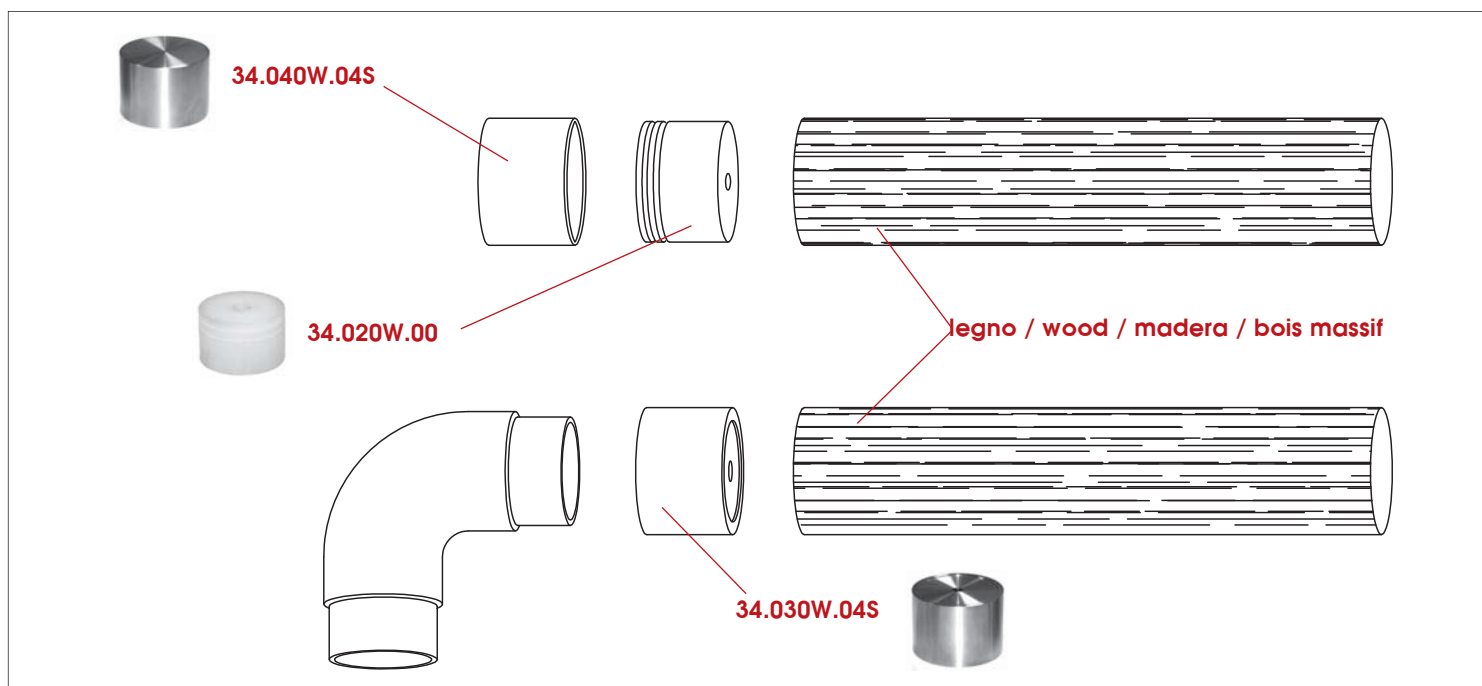
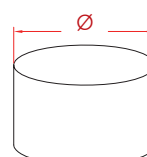
AISI 304	Ø
34.020W.00	38 mm






AISI 304	Ø
34.030W.04S	42 mm



AISI 304	Ø
34.040W.04S	42 mm





AISI 316S	□
PIANTONE 10A	40x40 x1,5mm

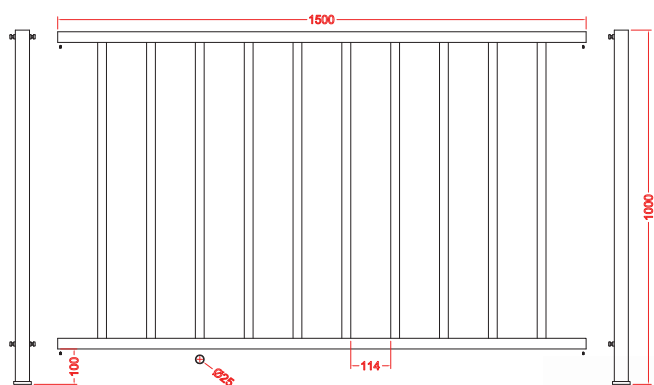
AISI 316S	□
PIANTONE 10B	40x40 x1,5mm

AISI 316S	□
PIANTONE 10DX	40x40 x1,5mm

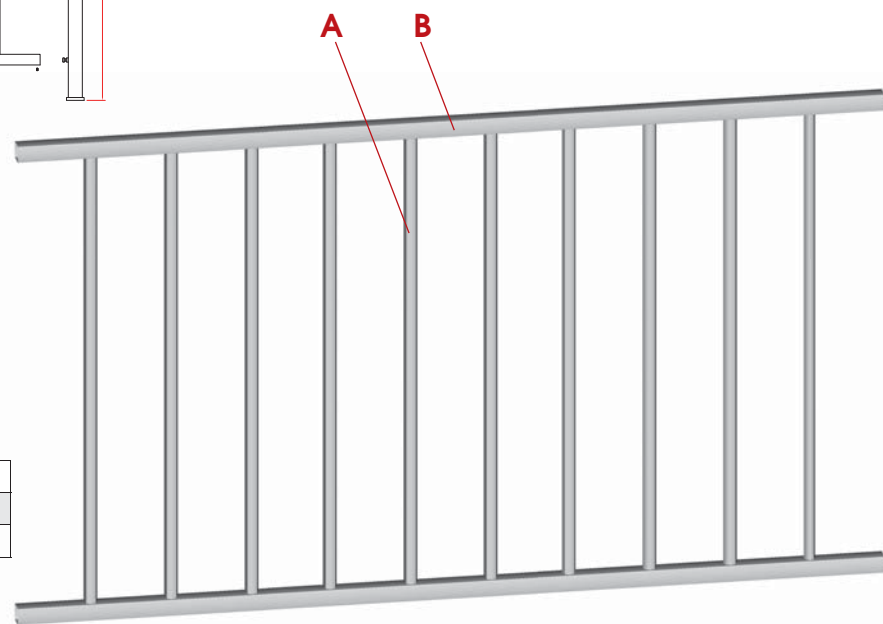
AISI 316S	□
PIANTONE 10SX	40x40 x1,5mm

Capisaldi in tubo / Tubes posts / Arranques en tubos / Poteaux de départ en tubes

Recinzioni modulari in acciaio / Steel modular fences / Vallas de acero inoxidable / Clôture modulaire en acier inoxydable

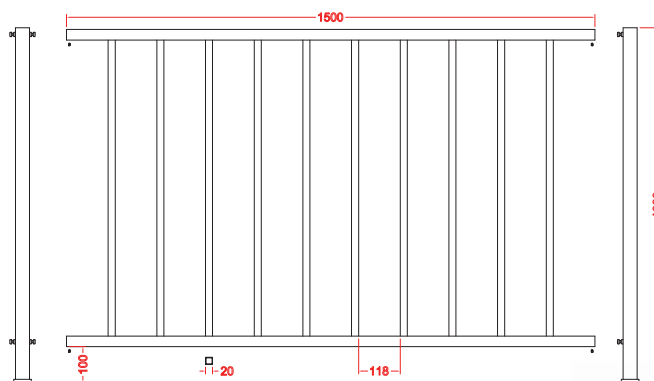


Tubi / Tube / Tubo
Ø 25 x 1,5mm

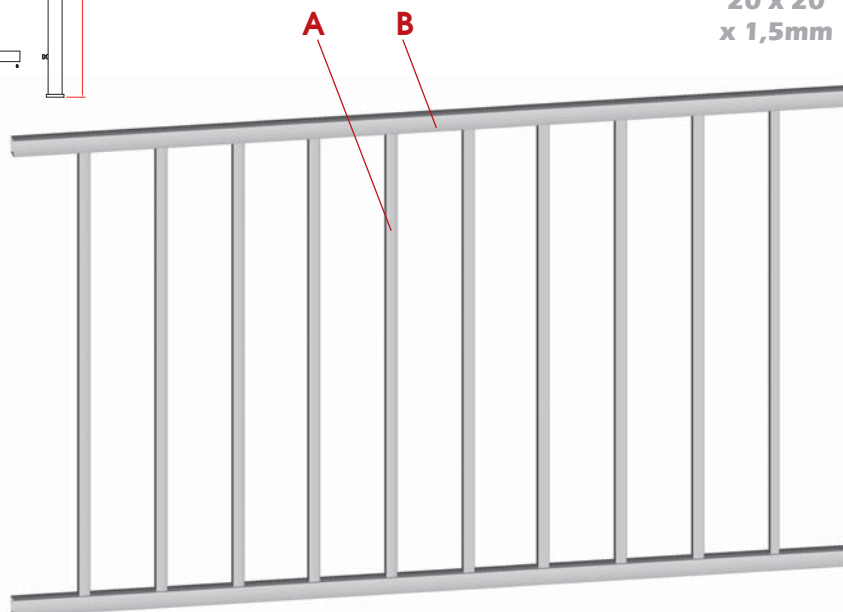


AISI 316S	A	B
GIORGIONE 10	25x 1,5mm	35x35 x1,5mm

Piantoni forniti a parte / Posts not included / Arranques no incluido / Poteau fournis séparément



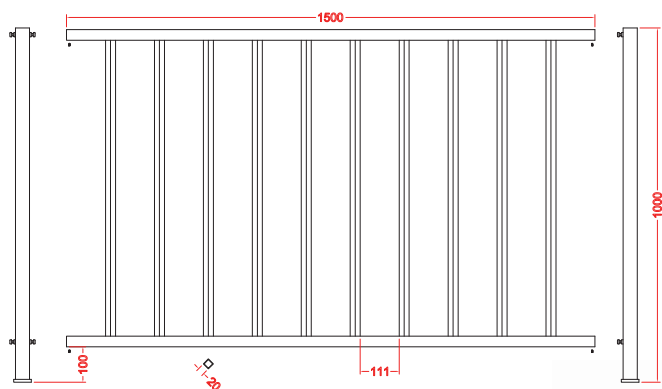
Tubi / Tube / Tubo
20 x 20
x 1,5mm



AISI 316S	A	B
CANOVA 10	20x20 x1,5mm	35x35 x1,5mm

Piantoni forniti a parte / Posts not included / Arranques no incluido / Poteau fournis séparément

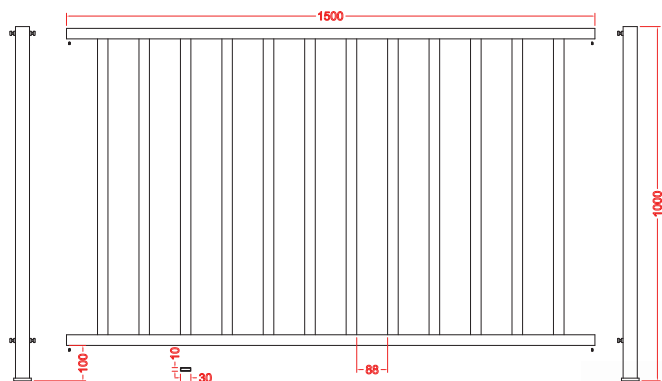
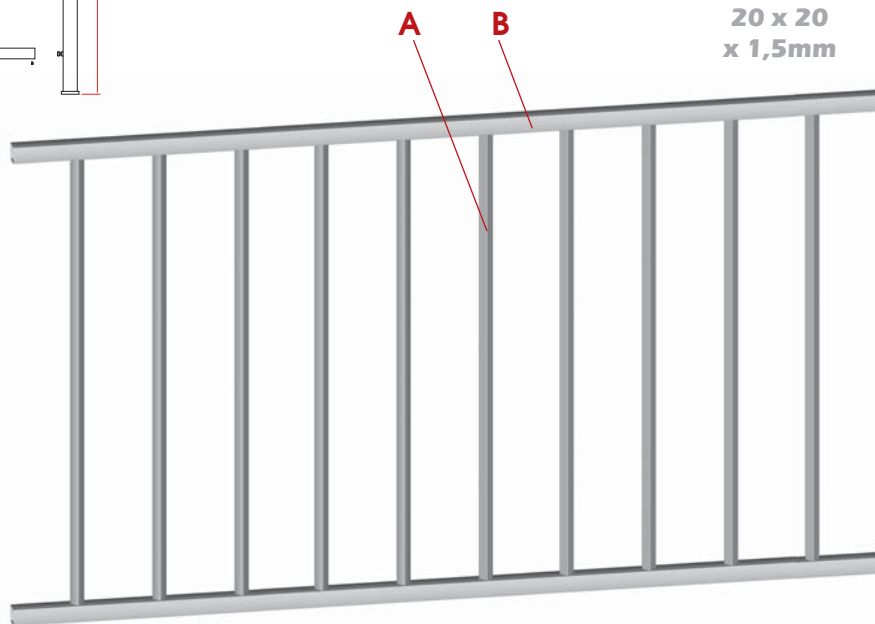
Recinzioni modulari in acciaio / Steel modular fences / Vallas de acero inoxidable / Clôture modulaire en acier inoxydable



Tubi / Tube / Tubo
20 x 20
x 1,5mm

AISI 316S	A	B
LEONARDO 10	20x20 x1,5mm	35x35 x1,5mm

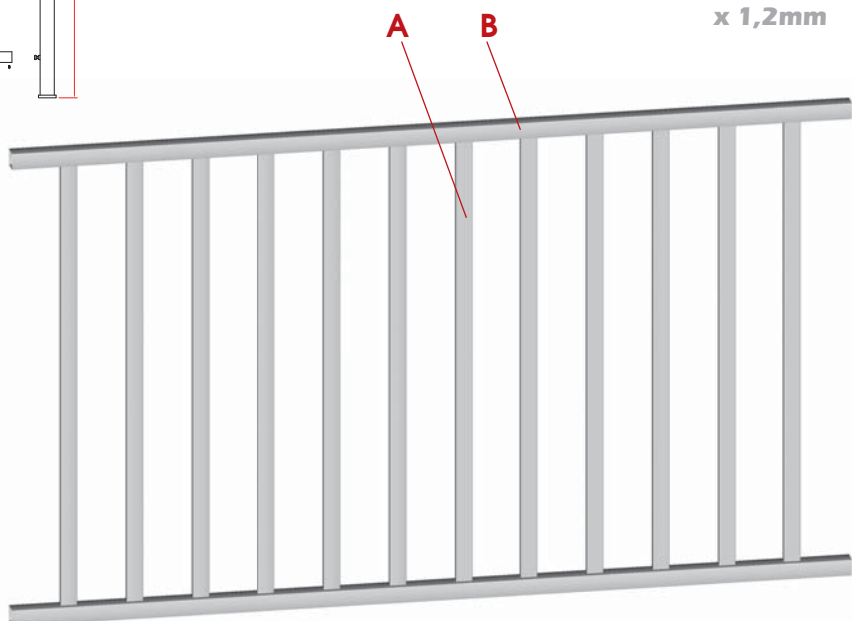
Piantoni forniti a parte / Posts not included / Arranques no incluido / Poteau fournis séparément

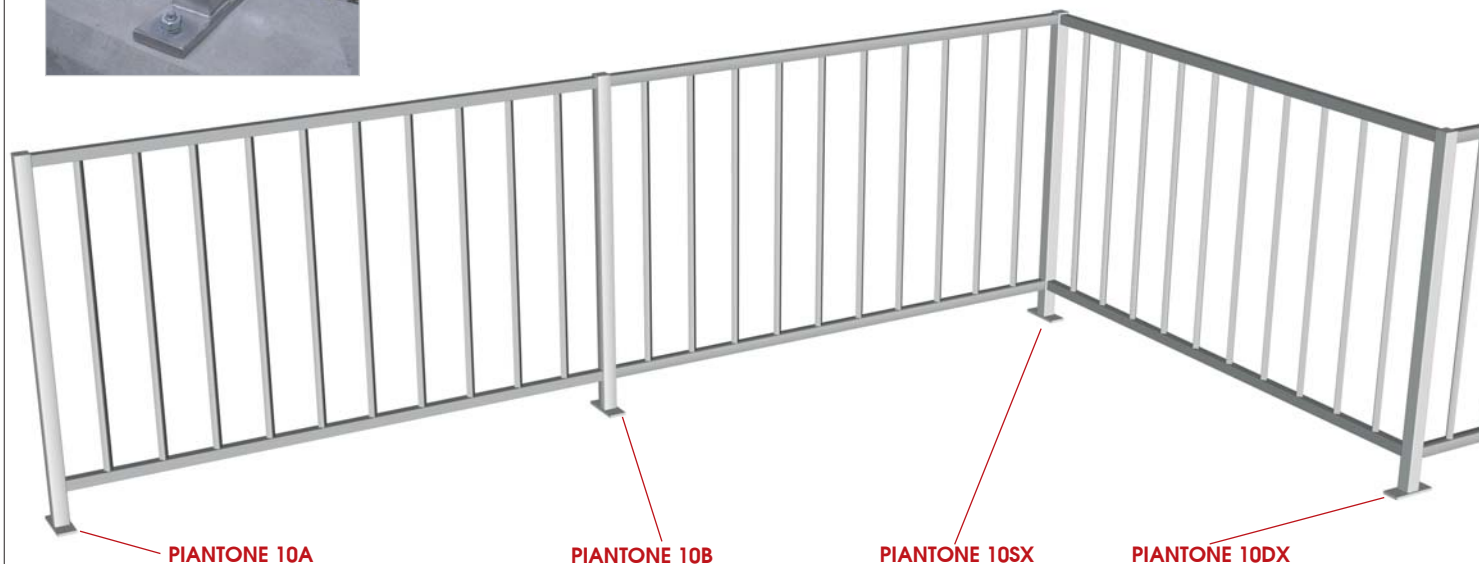



Tubi / Tube / Tubo
30 x 10
x 1,2mm


AISI 316S	A	B
DONATELLO 10	30x10 x1,2mm	35x35 x1,5mm

Piantoni forniti a parte / Posts not included / Arranques no incluido / Poteau fournis séparément





Esempi di montaggio / Assembling example / Ejemplo de ensamblaje / Exemples de montage





Tutte le parti di questo catalogo - foto comprese - sono di proprietà EZ e Euro-Fer. La riproduzione, anche parziale, è vietata in ogni forma e con ogni mezzo.

Every part of this catalogue - photos included - is EZ's and Euro-Fer's property. All forms of copying are strictly prohibited.

Todas las partes de este catálogo - fotos incluidas - son de propiedad EZ y Euro-Fer. La reproducción, también parcial, está prohibida en cada forma y con cada medio.

EZ et Euro-Fer peut apporter n'importe quelles modifications pour améliorer ses produits. Toutes les parties de ce catalogue - y compris les photos - sont de propriété EZ et Euro-Fer. Leur reproduction, même partielle, est interdite, quelle que soit la forme ou le moyen.

Incollare invece di saldare / Glueing instead of welding Pegar en lugar de soldar / Coller au lieu de souder



Gli articoli contrassegnati da questo simbolo vengono forniti completi di 2 kit di anelli per gli spessori di tubo 2,0 mm e 2,6 mm.

The articles marked with this symbol are supplied with 2 kits of rings for the tube thickness 2,0 mm and 2,6 mm.

Los artículos indicados con este símbolo se suministran completos de 2 kits de guarniciones de goma para los tubos de espesor 2,0 mm y 2,6 mm.

Les articles marqués par ce symbole sont fournis avec 2 kits de bagues pour les épaisseurs du tube 2,0 mm et 2,6 mm.



colla bi-componente
bi-component glue
colle bi-componente
colle bi-composante

INCOLLARE INVECE DI SALDARE

Il sistema EZ inox non offre solo una vastissima gamma di possibilità nel montaggio, ma permette di lavorare con una velocità oggi ancora ineguagliata.

Non è più necessario saldare: i singoli pezzi vengono uniti gli uni agli altri grazie a un sistema di inserimento ed incastro simile a quello usato nell'industria aeronautica.

In tempi brevissimi e con un enorme risparmio di fatica, il risultato è esteticamente perfetto: non sono necessari ulteriori lavori di rifinitura perchè ogni singolo pezzo viene prodotto con uno scarto massimo di 1/10 di mm. Una ringhiera non può davvero essere più bella.



colla bi-componente
bi-component glue
colle bi-componente
colle bi-composante

GLUEING INSTEAD OF WELDING

EZ inox system offers a wide range of possibilities in the assemblage and also allows you to work faster. Forget about welding; all the connections and joints are simply inserted and glued - as used in aircraft constructions.

This saves you hours of assembly time, no further finishing touches are required. Moreover, the appearance is excellent, because all parts are created with a precision of 0,1 mm for a perfect fit. Balustrades could not be more attractive.



colla bi-componente
bi-component glue
colle bi-componente
colle bi-composante

PEGAR EN LUGAR DE SOLDAR

El sistema EZ inox no ofrece sólo muchas posibilidades de ensamblaje, sino permite también de trabajar de una forma tan rápida que es inimaginable.

Eso es posible porque no necesitamos más soldar: cada trozo se añade a los otros gracias a un sistema de inserción y ensamble, parecido a lo empleado en la empresa aeronáutica.

En poco tiempo y ahorrando esfuerzo se consigue un resultado estéticamente perfecto y no sirven otras elaboraciones de acabado tampoco, porque cada trozo se hace con un descarte máximo de 1/10 de mm. ¡Una barandilla nunca puede ser mas hermosa!

COLLER AU LIEU DE SOUDER

Le système EZ INOX n'offre pas seulement une large gamme de possibilités de montage, mais permet aussi de travailler avec une vitesse encore aujourd'hui incomparable.

Il ne faut pas souder : chaque pièce s'unit à l'autre grâce à un système d'insertion et assemblage semblable à celui utilisé par l'industrie aéronautique.

Rapidement et facilement, le résultat est esthétiquement parfait : aucune finition supplémentaire est nécessaire, car chaque pièce est produite avec un écart maximal de 1/10°.

Votre réalisation se révélera impeccable.

Art.
50.001X.00



Bloccante e sigillante rapido con elevata resistenza al calore. Specifico per acciaio. Non rimovibile.
Trattasi di un prodotto irritante e pertanto va usato con attenzione.

Quick drying, high temperature resistant retainer and sealant. Specific for stainless steel, it is not removable whether exposed to a high heat.

This is an irritating product and so we recommend to follow all the precautions when handling an acid product.

Cola specifica inox y sellador rápido con elevada resistencia al calor. No se puede remover.
Se trata de un producto irritante y por lo tanto hay que utilizarlo con cuidado.

Adhésif et mastic rapid avec haute endurance à la chaleur.
Spécifique pour inox. Pas amovible. Produit irritant à utiliser avec attention.

Art.
50.002X.00



Colla Bi-componente ad elevata tenacità ed adesione, in cartuccia con beccuccio auto-miscelante, presenta una buona resistenza all'acqua. Le superfici da unire devono essere pulite e sgrassate; la colla ha un tempo di manipolazione che varia dai 60 ai 90 minuti e un tempo di indurimento funzionale che varia dalle 12 alle 24 ore.

Trattasi di un prodotto irritante e pertanto va usato con attenzione.

Fast-setting and high strength two components glue, furnished in cartridges with auto mixing lip, resistant to water. Degrease and clean the surfaces before using it; the glue has a handling time of 60 to 90 minutes and a hardening time of 12 to 24 hours.

This is an irritating product, so we recommend to follow all the precautions when handling this product.

Art.
50.002X.01



Cola bi-componente de alta resistencia en cartucho con espita mezcladora, tiene una buena resistencia al agua. Las superficies a pegar tienen que estar limpias y desengrasadas; la cola tiene un tiempo de manipulación que varía entre los 60 y los 90 minutos y un tiempo de endurecimiento funcional que varía entre las 12 y las 24 horas.

Se trata de un producto irritante y por lo tanto hay que manipular con cuidado.

Colle bi-composante à élève ténacité et adhésion, en cartouche avec un auto-mélangeur, à élevé résistance à l'eau. Les surfaces à coller doivent être propres et dégraissées : la colle a un temps maximum de utilisation de 60-90 minutes et un temps de durcissement de 12-24 heures.

C'est un produit irritant qui doit être utilisé avec attention.

Art.
50.003X.00



Pistola per colla bi-componente

Two components adhesive gun

Pistola para cola bi-componente

Pistolet à colle bi-composante.

Art.	Ø
50.004X.00	29,0 x 4,5 mm
50.005X.00	29,0 x 5,0 mm



Guarnizioni gomma

O rings

Guarnicion de goma

Garnitures en caoutchouc



Art.

50.010X.00



Sgrassante e disinguantante liquido.

DESCRIZIONE GENERALE

Il nostro prodotto è uno sgrassante e disinguantante che viene utilizzato per asportare le eventuali tracce ferrose dall'acciaio inox. E' un trattamento importante in quanto migliora l'aspetto estetico delle superfici esaltando la preesistente brillantatura.

MODALITA' DI IMPIEGO

Il prodotto può essere usato diluito con un rapporto di 1:1 oppure 1:3, ma può essere utilizzato puro se si devono ripulire superfici molto inquinate. Il prodotto va lasciato sulla superficie per un tempo massimo di 1 ora e va risciacquato con acqua abbondante.

AVVERTENZE

Si consigliano le normali precauzioni d'uso di un prodotto acido ovvero l'utilizzo di guanti di gomma ed il lavaggio abbondante di cute e occhi venuti a contatto con il prodotto.

Tali suggerimenti sono dati dal comune buon senso e pertanto la ditta EZ Inox e Euro-Fer non se ne assume alcuna responsabilità.

Degreaser to remove the rest of working process and light pollution.

GENERAL OUTLINES

Our product is a liquid degreaser used to clean iron traces on the stainless steel surfaces. This treatment is important because it improves the look of the surfaces exalting their pre-existent brightness.

INSTRUCTIONS FOR USE

The product can be used diluted according to a 1:1 or 1:3 percentage. It can also be used pure to clean very polluted surfaces. Leave the product on the surface for a maximum time of 1 hour and wash it with abundant water.

WARNINGS

We recommend to follow all the precautions when handling an acid product, as wearing rubber gloves and wash immediately eyes or the skin that has come into contact with the substance. Our instructions are based on common knowledge. Therefore EZ Inox and Euro-Fer don't assume any responsibility.

Producto Desengrasante y descontaminante liquido

DESCRIPCION GENERAL

Nuestro producto es un desengrasante y descontaminante que se utiliza para limpiar restos de hierro en el acero inox. Es un tratamiento importante porque mejora el aspecto estetico de las superficies resaltando el brillo original.

MODALIDAD DE USO

El producto se puede usar diluyendo con un porcentaje de 1:1 o bien de 1:3, pero se puede usar sin diluir si hay que limpiar superficies muy contaminadas. El producto se deja en la superficie por un maximo de 1 hora y se limpia luego con abundante agua.

ADVERTENCIAS

Se aconseja mantener las normas de precaución, de uso de un producto acido y/o el uso de guantes de goma; lavar con abundante agua la piel y los ojos que puedan entrar en contacto con el producto. Estas sugerencias son normas de sentido comun y por lo tanto la empresa EZ Inox y Euro-Fer no se hace responsable de manipulaciones incorrectas.

Dégraissant et nettoyant

DESCRIPTION GÉNÉRALE

Notre produit est un dégraissant qui est utilisé pour enlever les traces ferreux de l'acier. C'est un traitement important qui améliore l'aspect des surfaces en les reportant à la brillant initiale.

MODE D'EMPLOI

Le produit doit être dilué avec un rapport 1 :1 ou 1 :3, il peut être utilisé pur pour nettoyer les surfaces abimées par la pollution.

Le produit doit agir sur la surface maximum une heure et doit être rincé avec beaucoup d'eau.

ATTENTION

Pour l'utilisation de ce produit, on conseille le port de gants en caoutchouc.

Si le produit entre en contact avec les yeux ou la peau, rincez immédiatement et abondamment à l'eau.

Ez-Inox et Euro-Fer décline toute responsabilité sur son utilisation.

Art.

50.020X.00



Pinza per la compressione di terminali e giunti in acciaio.

Pliers for the compression of ropes terminal and steel joint.

Tenaza hidraulica prensa-terminales inox.

Pince pour la compression des terminaux et joints en acier.

Art.	filetto
50.100X.00	M5 x 12 mm
50.110X.00	M6 x 10 mm
50.120X.00	M6 x 20 mm
50.130X.00	M6 x 25 mm
50.140X.00	M8 x 25 mm
50.150X.00	M6 x 22 mm

50.120X.00 - M6 x 20 mm

50.110X.00 - M6 x 10 mm

50.100X.00 - M5 x 12 mm

50.130X.00 - M6 x 25 mm
50.140X.00 - M8 x 25 mm

Art.

50.011X.00



WE LUX PRO PER ACCIAIO INOX SATINATO.

Sgrassa, lucida e protegge l'acciaio inox satinato.

E' composto da una base solvente che rimuove impronte, macchie, unto e sporco in genere lasciando sulla superficie dell'oggetto una pellicola protettiva lucida.

Protegge l'acciaio dall'ossidazione. Pulizia: spruzzare il WE LUX PRO su un panno pulito o direttamente sulla superficie da sgrassare e strofinare fino ad asportare completamente lo sporco.

Protezione e lucidatura. Occorre usare un soffice panno pulito. Spruzzare poco WE LUX PRO sul panno e stenderlo bene sulla superficie da proteggere. Lucidare nel senso delle linee di satinatura con leggerezza tirando a lungo il panno.

Fate attenzione a non mettere mai in contatto i pezzi protetti con WE LUX PRO con della plastica prima della completa evaporazione del solvente, perché si potrebbero formare macchie o aloni sul metallo.

WE LUX PRO FOR SATINIZED STAINLESS STEEL.

Degreases, polishes and protects the SATINIZED stainless steel.

WE LUX PRO is made with a solvent base and removes fingerprints, smudges, grease and dirt, leaving on the surface a shiny film. It protects from oxidation.

Cleaning: spray the WE LUX PRO on a clean cloth or directly on the surface to degrease, and wipe down to remove completely the dirt. Protection and Polishing. You must use a dry clean soft cloth. Spray little WE LUX PROX on the cloth and spread it evenly. Polish in the direction of the polishing lines gently, at length. Take care: before the complete evaporation of the solvent, don't put plastic material on the polished surfaces, to avoid damages or spots.

WE LUX PRO PARA EL ACERO INOXIDABLE.

Desengrasa, pule y protege el acero inoxidable.

Se compone de un disolvente que elimina las huellas dactilares, manchas, grasa y otras impurezas, dejando una película protectora sobre la superficie a pulir. Protege el acero de la oxidación.

Limpeza: hechar el WE LUX PRO sobre un paño limpio o directamente en la superficie para quitar la grasa y frotar hasta quitar completamente la suciedad. Protección y pulido. Debe utilizar un paño suave y limpio. Hechar WE LUX PRO aerosol sobre el paño y extender bien en la superficie a proteger. Frote en la dirección de las líneas de satinado tirando suavemente de la tela.

Tenga cuidado de no tocar con plástico las piezas protegidas con el WE LUX PRO antes de la completa evaporación del disolvente, ya que podrían formarse manchas en el metal.

WE LUX PROX POUR L'ACIER SATINÉ.

Dégraisse, protège et fait briller l'acier satiné: WE LUX PRO est un dégraissant qui protège l'acier à base de solvant.

WE LUX PRO dégraisse et nettoie de manière parfaite graisse, huile, salissures en général, empreintes digitales des parties acier des ouvrages et les protège en déposant un film très fin et brillant. Il protège les surfaces de l'oxydation.

Nettoyage: vaporiser le WE LUX PRO sur le tissu ou directement sur la pièce à dégraisser et puis frotter jusqu'à complète disparition de la saleté Protection et brillance: pour la protection et la brillance, un tissu propre doit être utilisé.

Vaporiser peu WE LUX PRO sur le tissu et l'étendre sur la surface à protéger et frotter longuement de manière uniforme.

Ne jamais mettre au contact les produits traités au WE LUX PRO avec du plastique avant une complète évaporation du solvant, il pourrait en résulter une réaction qui tacherait ou ternirait le métal.

Art.

50.012X.00



WE LUX MIR PER ACCIAIO INOX ACCIAIO CON FINITURA A SPECCHIO.

Sgrassa, lucida e protegge l'acciaio inox satinato.

E' composto da una base solvente ad rapida evaporazione, che rimuove impronte, macchie, unto e sporco in genere lasciando sulla superficie dell'oggetto una pellicola protettiva lucida.

Protegge l'acciaio dall'ossidazione.

Pulizia: spruzzare WE LUX MIR su un panno pulito o direttamente sulla superficie da sgrassare e strofinare fino ad asportare completamente lo sporco. Protezione e lucidatura. Occorre usare un soffice panno pulito. Spruzzare poco WE LUX MIR sul panno e stenderlo bene sulla superficie da proteggere. Lucidare nel senso delle linee di satinatura con leggerezza tirando a lungo il panno.

Fate attenzione a non mettere mai in contatto i pezzi protetti con WE LUX MIR con della plastica prima della completa evaporazione del solvente, perché si potrebbero formare macchie o aloni sul metallo.

WE LUX MIR FOR MIRROR STAINLESS STEEL.

Degreases, polishes and protects the POLISHED stainless steel (MIRROR).

LABRI LUXON is made with a solvent base at rapid evaporation and removes fingerprints, smudges, grease and dirt, leaving on the surface a shiny film. It protects from oxidation.

Cleaning: spray the WE LUX MIR on a clean cloth or directly on the surface to degrease, and wipe down to remove completely the dirt. Protection and Polishing. You must use a dry clean soft cloth. Spray little WE LUX MIR on the cloth and spread it evenly. Polish the "mirror" surface in a homogenous and gently way, at length.

Take care: before the complete evaporation of the solvent, don't put plastic material on the polished surfaces, to avoid damages or spots.

WE LUX MIR PARA EL ACERO INOXIDABLE ACABADO ESPEJO.

Desengrasa, pule y protege el acero inoxidable.

Se compone de un disolvente que elimina las huellas dactilares, manchas, grasa y otras impurezas, dejando una película protectora sobre la superficie a pulir. Protege el acero de la oxidación.

Limpeza: hechar el WE LUX MIR sobre un paño limpio o directamente en la superficie para quitar la grasa y frotar hasta quitar completamente la suciedad. Protección y pulido. Debe utilizar un paño suave y limpio. Hechar WE LUX MIR aerosol sobre el paño y extender bien en la superficie a proteger. Frote en la dirección de las líneas de satinado tirando suavemente de la tela.

Tenga cuidado de no tocar con plástico las piezas protegidas con el WE LUX MIR antes de la completa evaporación del disolvente, ya que podrían formarse manchas en el metal.

WE LUX MIR POUR L'ACIER BRILLANT.

Dégraissant, protecteur et lustrant pour l'acier brillant: Le WE LUX MIR est un dégraissant protecteur à évaporation rapide pour l'acier.

Le WE LUX MIR dégraisse et nettoie de manière parfaite huile, empreintes de doigts et salissures en général les pièces acier inox traitées. Il les protège en laissant un film très fin et invisible. Il protège les surfaces de l'oxydation.

Propreté: vaporiser le WE LUX MIR sur un chiffon ou directement sur la pièce à dégraisser et puis frotter jusqu'à la complète disparition de la saleté. Protection et cirage: pour la protection et la brillance un tissu propre doit être utilisé.

Vaporiser le WE LUX MIR sur le chiffon et l'étendre sur la surface à protéger puis frotter le plus longtemps possible de manière la plus régulière et légère. Ne jamais mettre au contact les produits traités au WE LUX MIR avec du plastique avant une complète évaporation du solvant, il pourrait en résulter une réaction qui tacherait ou ternirait le métal.

Art.

50.013X.00



PROTETTIVO WE FS1 PER ACCIAIO SATINATO.

Protezione a base solvente.

Il WE FS1 è un protettivo che dopo l'applicazione e l'evaporazione della parte volatile lascia un film protettivo sottilissimo.

Il WE FS1 può essere applicato a spruzzo, a pennello o ad immersione a seconda delle linee di produzione. La migliore protezione si ottiene applicando il WE FS1 su pezzi puliti ed asciutti in quanto il film protettivo, essendo leggerissimo e molto sottile, potrebbe essere assorbito dallo sporco.

PROTETTIVO WE FS1 FOR THE SATINIZED STAINLESS STEEL.

It's made with a solvent base that leave on the surface a very thin and protective film. It can be applied by spray, with paint-brush or by immersion, depending on the production lines.

The best protection can be obtained applying the WE FS1 on clean and dry surfaces, because the product could be absorbed by the dirt.

PROTECTOR WE FS1 PARA EL ACERO INOXIDABLE.

Protección a base de solventes.

El WE FS1 es una protección que, después de la aplicación y la evaporación deja una película delgada.

Instrucciones para el uso:

el WE FS1 protettiva se puede aplicar en aerosol, con cepillo o en inmersión según la línea de producción. La mejor protección se saca aplicando sobre piezas limpias y secas.


PROTETTIVO WE FS1 POUR L'ACIER SATINÉ.

Protège en laissant un film très fin et brillant.

Il peut être vaporisé, appliqué avec le pinceau, ou par immersion selon les lignes de production.

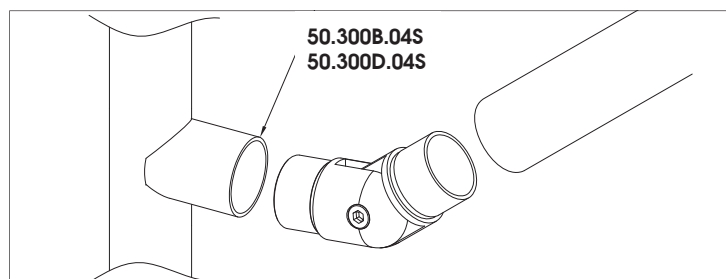
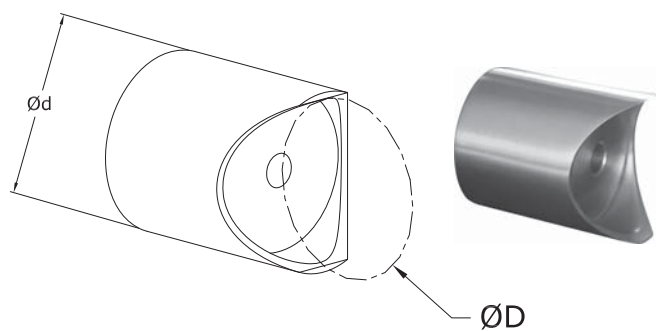
On obtient la meilleure protection en appliquant le produit sur la surface propre et sèche, pour éviter que la saleté puisse absorber le film protecteur.





AISI 304	M
50.200X.00	Rivetto M6 / Rivet M6 / Remache M6 / Rivet M6
50.210X.00	Rivetto M8 / Rivet M8 / Remache M8 / Rivet M

AISI 304	
50.300A.04S	Adattatore maschio - femmina 33,7 x 33,7 mm / male - female adapter 33,7 x 33,7 mm / Adaptador M - H 33,7 x 33,7 mm / Adaptateur male/femelle 33,7 x 33,7 mm
50.300B.04S	Adattatore maschio - femmina 42,4 x 42,4 mm / male - female adapter 42,4 x 42,4 mm / Adaptador M - H 42,4 x 42,4 mm / Adaptateur male/femelle 42,4 x 42,4 mm
50.300D.04S	Adattatore maschio - femmina 48,3 x 48,3 mm / male - female adapter 48,3 x 48,3 mm / Adaptador M - H 48,3 x 48,3 mm / Adaptateur male/femelle 48,3 x 48,3 mm



Art.
50.500X.00



Art.
50.501X.00



Art.
50.502X.00



Pannelli esemplificativi realizzabili anche a misura / Sample panels feasible to measure /
Muestras ilustrativas factible a medida / Panneaux de démonstration réalisables sur mesure




Tav. 2

01.001B.04S	supporto - upright clamp - soportes - supports - n.3
22.002X.16S	fune Ø 6 - rope Ø 6 - cables de acero - câble Ø 6 - 30 mt
22.091X.16S	terminale - terminal - terminal - embout - n.9
22.081X.16S	terminale - terminal - terminal - embout - n.9
22.060X.16S	dadi ciechi - top nuts - tuercas ciegas - ecrou en acier - n.18
10.013C.04S	supporto per corrimano - tube support - soportes para tubo - supports pour tube - n.3
16.001C.04S	tubo L.6000 - tube L.6000 - tubos - tubes L.6000 - n.1
15.020C.04S	calotta di copertura - end cap - casquetes de cobertura - calottes de couverture - n.2

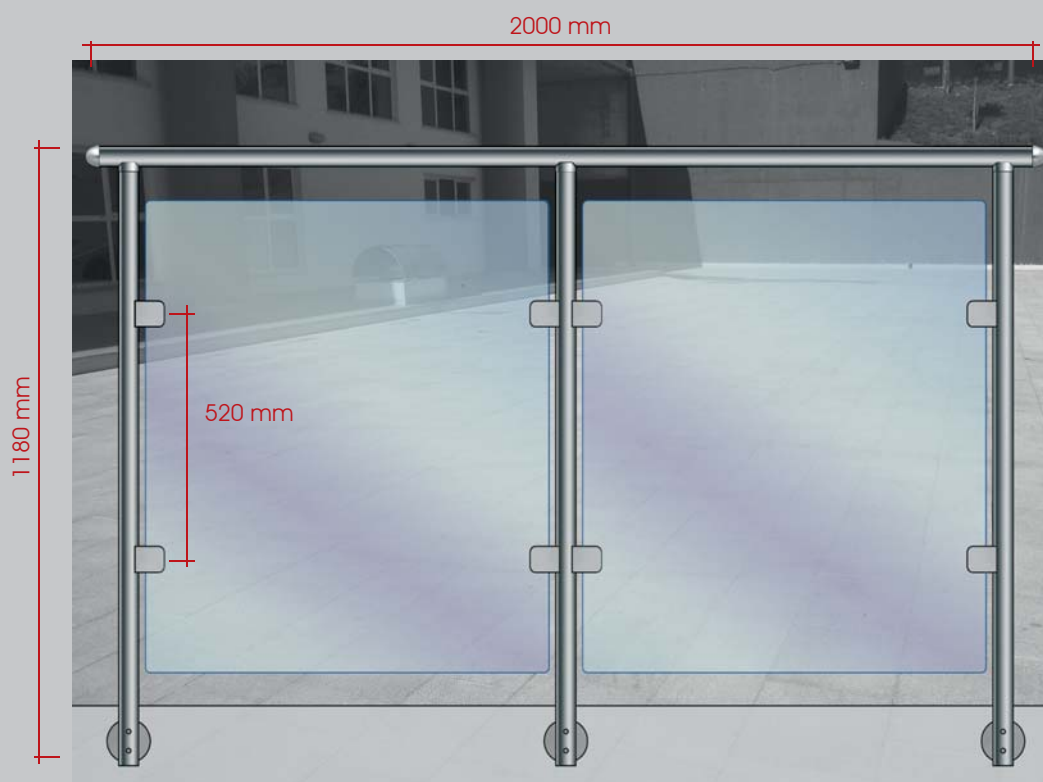


Inviaci le foto delle tue realizzazioni in acciaio inox e le pubblicheremo nel nuovo catalogo.
 Send us the pictures of your works in stainless steel and they will be included in the next catalogue.
 Envíanos las fotos de tus obras en acero inoxidable y la publicaremos en el nuevo catalogo.
 Envoyez-nous les photos de vos créations en acier inoxydable et nous les publierons dans le nouveau catalogue.



Tav. 3A

- 05.160B.04S** caposaldo laterale - external post - arranques - poteaux de départ - n.2
05.161B.04S caposaldo centrale - internal post - arranques - poteaux de départ - n.1
16.010C.04S tubo L.3000 - tube L.3000 - tubos L.3000 - tubes L.3000 - n.2
15.050C.04S calotta di copertura - end cap - casquetes de cobertura - calottes de couverture- n.2



Tav. 3B

- 01.040B.04S** supporto a parete - upright clamp - soportes para pasamanos - courantes - n.3
05.001C.04S caposaldo laterale - external post - arranques - poteaux de départ - n.2
05.010C.04S caposaldo centrale - internal post - arranques - poteaux de départ - n.1
11.012C.04S supporto per corrimano - tube support - soportes para tubo - supports pour tube - n.3
23.070B.16S pinza per vetro - glass clip - pinzas para sujetar el vidrio - pincas pour verre - n.8
25.060R.10 guarnizione per pinze - rubber layer - guarnicion para pinzas - garnitures pour pincas - n.8 set
16.010C.04S tubo L.3000 - tube L.3000 - tubos L.3000 - tubes L.3000 - n.1
15.050C.04S calotta di copertura - end cap - casquetes de cobertura - calottes de couverture- n.2
15.001C.04S calotta di copertura - end cap - casquetes de cobertura - calottes de couverture - n.3



Tav. 4

01.020B.04S	supporto a parete - upright clamp - soportes a pared - supports main courantes - n.3
05.001C.04S	caposaldo laterale - external post - arranques - poteaux de départ - n.2
05.010C.04S	caposaldo centrale - internal post - arranques - poteaux de départ - n.1
10.072C.04S	supporto per corrimano - tube support - soportes para tubo- supports pour tube - n.3
23.030B.16S	pinza per vetro - glass clip - pinzas para sujetar el vidrio - pinces pour verre - n.8
25.020R.10	guarnizione per pinze - rubber layer - guarnicion para pinzas - garnitures pour pinces- n.8 set
16.010C.04S	tubo L.3000 - tube L.3000 - tubos L.3000 - tubes L.3000 - n.1
15.050C.04S	calotta di copertura - end cap - casquetes de cobertura - calottes de couverture - n.2
15.001C.04S	calotta di copertura - end cap - casquetes de cobertura - calottes de couverture - n.3

Invia le foto delle tue realizzazioni in acciaio inox e le pubblicheremo nel nuovo catalogo.
 Send us the pictures of your works in stainless steel and they will be included in the next catalogue.
 Envíanos las fotos de tus obras en acero inoxidable y la publicaremos en el nuevo catalogo.
 Envoyez-nous les photos de vos créations en acier inoxydable et nous les publierons dans le nouveau catalogue.



Tav. 5A

30.030S.04S	connettore per tubo - tube connector -conectores para juntar tubos -raccords pour tube - n.4
30.002S.04S	coperture - covers - tapas para bases - caches embases - n.4
30.010S.04S	supporto - upright clamp - soportes - supports - n.4
30.500S.04S	tubo - tube - tubos - tubes - 12 mt
23.300X.16S	pinza per vetro - glass clip - pinzas para sujetar el vidrio- pincas pour verre - n.8
25.420R.17	guarnizione per pinze - rubber layer - guarnicion para pinzas - garnitures pour pincas - n.8 set.




Tav. 5B

04.012X.04S	coperture - covers - tapas para bases - caches embases - n.2
01.010C.04S	supporto - upright clamp - soportes - supports - n.2
05.001C.04S	caposaldo - post - arranques - poteaux de départ - n.2
16.010C.04S	tubo L.3000 - tube L.3000 - tubos L.3000 - tubes L.3000 - n.1
17.020C.04S	connettore per tubo - tube connector -conectores para juntar tubos -raccords pour tube - n.2
23.070B.16S	pinza per vetro - glass clip - pinzas para sujetar el vidrio- pincas pour verre - n.4
25.060R.10	guarnizione per pinze - rubber layer - guarnicion para pinzas - garnitures pour pincas - n.4 set




Tav. 6

- 06.010B.04S** sostegno per corrimano - handrail bracket - soportes para pasamanos a pared - support main courante à mur - n.3
16.010C.04S tubo L.3000 - tube L.3000 - tubos L.3000 - tubes L.3000 - n.1
15.050C.04S calotta di copertura - end cap - casquetes de cobertura - calottes de couverture - n.2



Tav. 7

- 06.020B.04S** sostegno per corrimano - handrail bracket - soportes para pasamanos a pared - support main courante à mur - n.3
16.010C.04S tubo L.3000 - tube L.3000 - tubos L.3000 - tubes L.3000 - n.1
15.050C.04S calotta di copertura - end cap - casquetes de cobertura - calottes de couverture - n.2

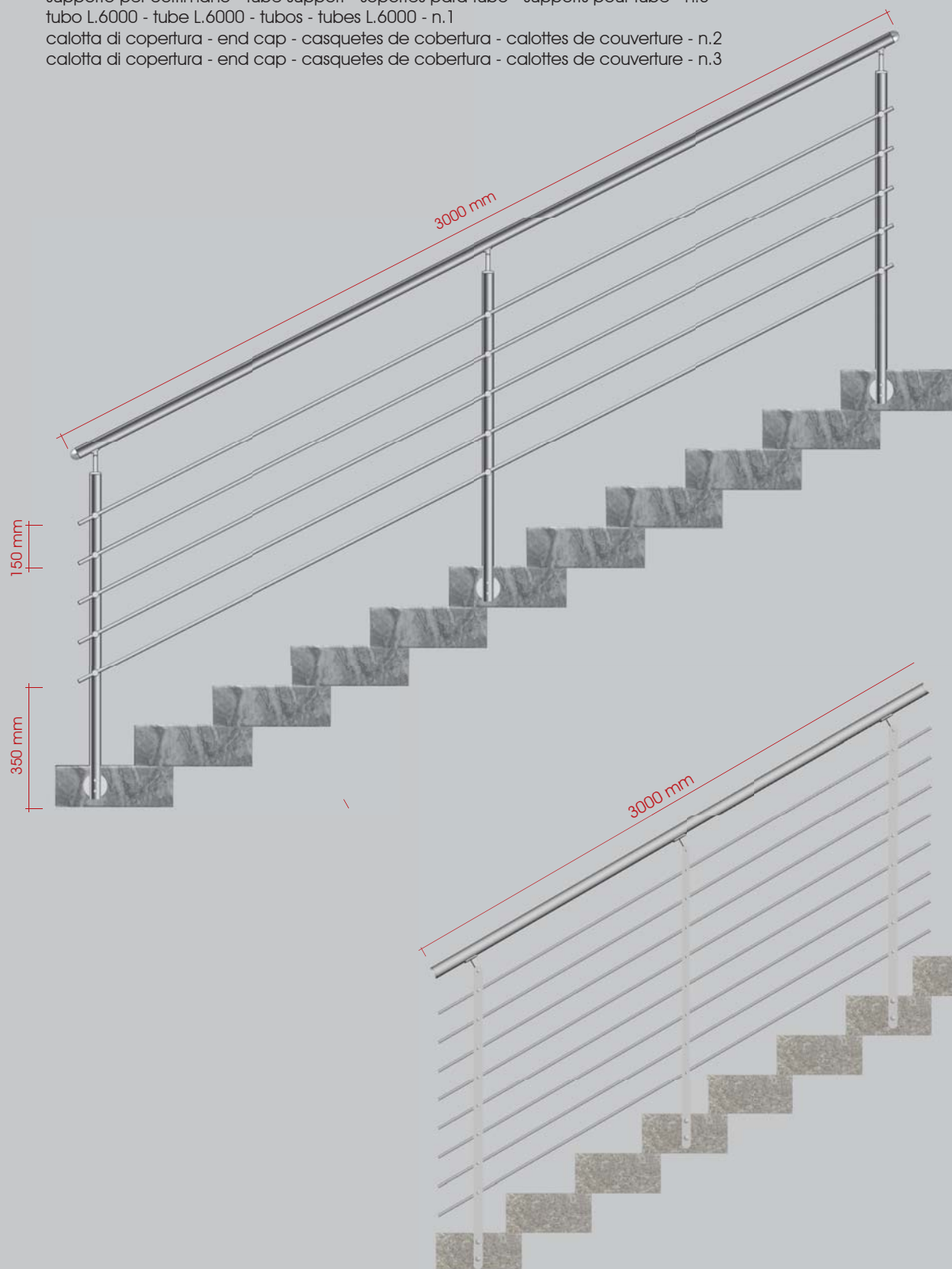


Tav. 8

- 01.010B.04S** supporto - upright clamp - soportes - supports - n.3
04.007X.04S coperture - covers - tapas para bases - caches embases - n.3
19.005B.04S sostegno per barre - bar holders - bridas para varillas - supports pour barre - n.27
20.010X.04S barra Ø12 - bar Ø12 - barras (varillas) - barres Ø12 - 27mt.
10.011B.04S supporto per corrimano - tube support - soportes para tubo - supports pour tube - n.3
16.001B.04S tubo L.6000 - tube L.6000 - tubos - tubes L.6000 - n.1
15.020B.04S calotta di copertura - end cap - casquetes de cobertura - calottes de couverture - n.2


Tav. 9A

01.040B.04S	supporto a parete - upright clamp - soportes para pasamanos a pared - courante à mur - n.3
05.040C.04S	caposaldo - post - arranques - poteaux de départ - n.3
19.005B.04S	sostegno per barre - bar holders - bridas para varillas - supports pour barre - n.15
20.010X.04S	barra Ø12 - bar Ø12 - barras (varillas) Ø12 - barres Ø12 - n.3
10.072C.04S	supporto per corrimano - tube support - soportes para tubo - supports pour tube - n.3
16.001C.04S	tubo L.6000 - tube L.6000 - tubos - tubes L.6000 - n.1
15.050C.04S	calotta di copertura - end cap - casquetes de cobertura - calottes de couverture - n.2
15.001C.04S	calotta di copertura - end cap - casquetes de cobertura - calottes de couverture - n.3



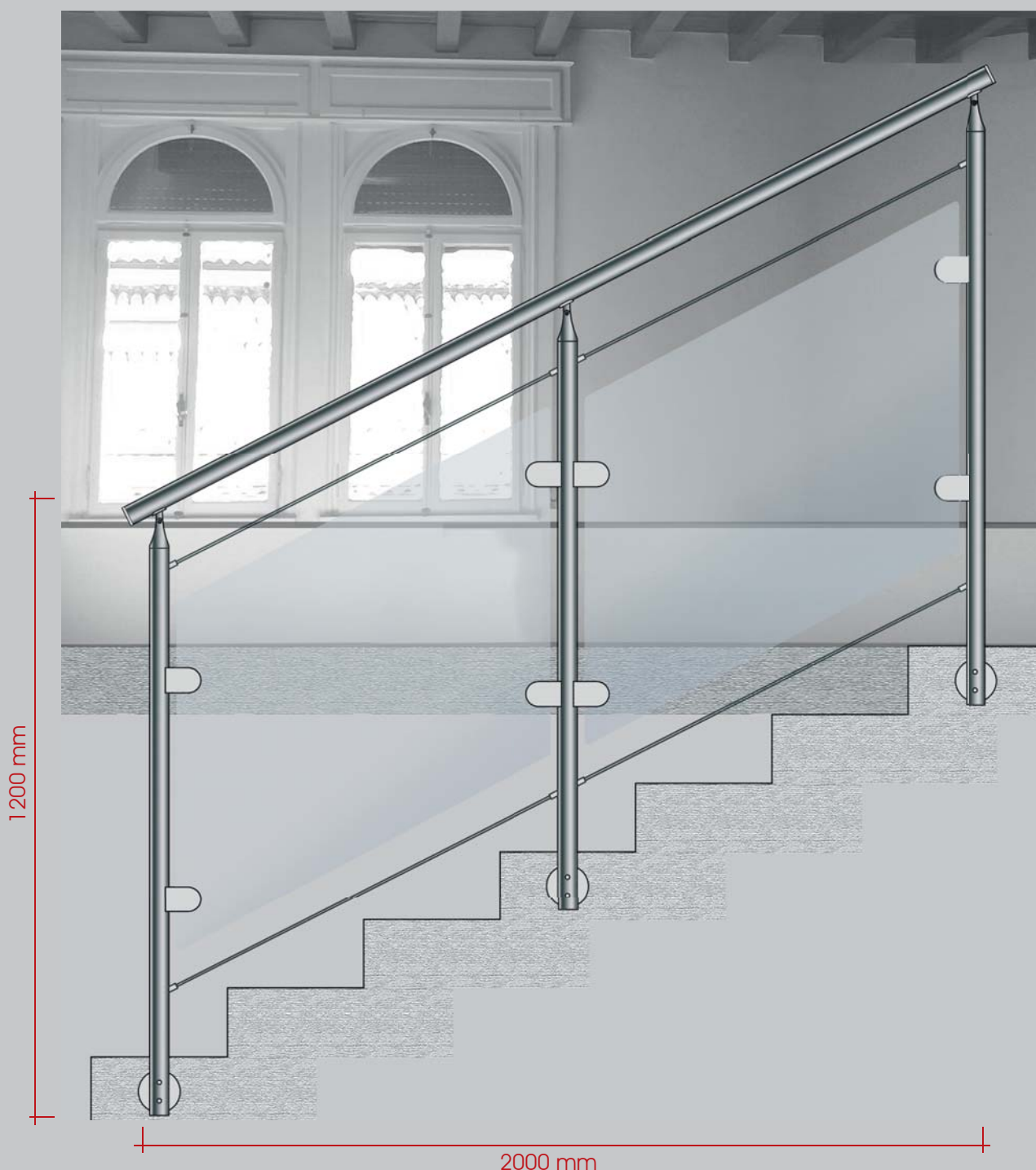
Tav. 9A

05.641X.04S	caposaldo - post - arranques - poteaux de départ - n.3
20.010X.04S	barra Ø12 - bar Ø12 - barras (varillas) Ø12 - barres Ø12 - n.3
16.010B.04S	tubo L.3000 - tube L.3000 - tubos L.3000 - tubes L.3000 - n.1
15.020B.04S	calotta di copertura - end cap - casquetes de cobertura - calottes de couverture - n.2



Tav. 10

01.050B.04S	supporto - upright clamp - soportes - supports - n.3
23.070B.16S	pinza per vetro - glass clip - pinzas para sujetar el vidrio - pincas pour verre - n.8
25.060R.10	guarnizione per pinze - rubber layer - guarnicion para pinzas - garnitures pour pincas - n.8 set
16.001B.04S	tubo L.6000 - tube L.6000 - tubos L.6000 - tubes L.6000 - n.1
17.170B.04S	connettore per tubo - tube connector - conectores para juntar tubos - raccords pour tube - n.2
17.180B.04S	connettore per tubo - tube connector - conectores para juntar tubos - raccords pour tube - n.1
22.002X.16S	fune Ø 6 - rope Ø 6 - cables de acero Ø 6 - câble d'acier Ø 6 - 10 mt
22.031X.16S	terminale - terminal - terminal - embout - n. 4
22.081X.16S	terminale - terminal - terminal - embout - n. 2
22.091X.16S	terminale - terminal - terminal - embout - n. 2



Tav. 11

01.091B.04S	supporto a parete - upright clamp - soportes para pasamanos a pared - supports à mur - n.3
12.020B.04S	supporto per corrimano - tube support - soportes para tubo - supports pour tube - n.3
23.030B.16S	pinza per vetro - glass clip - pinzas para sujetar el vidrio - pincers pour verre - n.8
25.020R.10	guarnizione per pinze - rubber layer - guarnicion para pinzas - garnitures pour pincers - n.8 set
16.001B.04S	tubo L.6000 - tube L.6000 - tubos L.6000 - tubes L.6000 - n.1
15.020B.04S	calotta di copertura - end cap - casquetes de cobertura - calottes de couverture - n.2
22.002X.16S	fune Ø 6 - rope Ø 6 - cables de acero Ø 6 - câble d'acier Ø 6 - 10 mt
22.045X.16S	terminale - terminal - terminal - embout - n. 8
22.051X.16S	terminale - terminal - terminal - embout - n. 8

Inviaci le foto delle tue realizzazioni in acciaio inox e le pubblicheremo nel nuovo catalogo.
 Send us the pictures of your works in stainless steel and they will be included in the next catalogue.
 Envíanos las fotos de tus obras en acero inoxidable y la publicaremos en el nuevo catalogo.
 Envoyez-nous les photos de vos créations en acier inoxydable et nous les publierons dans le nouveau catalogue.



Tav. 12

01.010C.04S	supporto - upright clamp - soportes - supports - n. 3
04.007X.04S	copertura - cover - cobertura - calottes de couverture - n. 3
15.050C.04S	calotta di copertura - end cap - casquetes de cobertura - calottes de couverture - n. 3
16.010C.04S	tubo L.3000 - tube L.3000 - tubos L.3000 - tubes L.3000 - n.1
23.100B.04S	pinza per vetro / glass clip / pinzas para sujetar el vidrio - pincas pour verre - n. 8
25.200R.10	guarnizione per pinze - rubber layer - guarnicion para pinzas - garnitures pour pincas - n.8 set




Tav. 13

01.010B.04S	supporto - upright clamp - supports - soportes - n. 3
04.007X.04S	copertura - cover - cobertura - couverture - n. 3
05.001B.04S	capisaldi - posts - arranques - poteaux de départ - n. 2
05.010B.04S	capisaldi - posts - arranques - poteaux de départ - n. 1
11.011B.04S	supporto per corrimano - tube support - soportes para tubo - n. 11
15.050B.04S	calotta di copertura - end cap - casquetes de cobertura - calottes de couverture - n. 2
16.001B.04S	tubo L.6000 - tube L.6000 - tubos L.6000 - tubes L.6000 - n. 2
23.070B.16S	pinza per vetro / glass clip / pinzas para sujetar el vidrio - pincas pour verre - n. 8
25.060R.10	guarnizione per pinze - rubber layer - guarnicion para pinzas - garnitures pour pincas - n.8 set



Tav. 14

30.500S.04S	tubo quadro - square tube - tubo cuadro - tube carré - n. 1
30.002S.04S	supporto a pavimento tubo quadro - floor bracket - soportes tubo cuadro - supports por tube carré- n. 3
30.010S.04S	copertura per supporto - cover - cobertura por soportes - caches embases por supports - n. 3
30.020S.04S	supporto per corrimano - handrail support - soportes para pasamanos - Supports main courantes - n. 3
30.050S.04S	calotta di copertura - end cap - casquetes de cobertura - caches embases - n. 2
23.100X.04S	pinza per vetro / glass clip / pinzas para sujetar el vidrio - Pinces pour verre - n. 8
25.200R.10	guarnizione per pinze / rubber layer - guarnicion para pinzas - garnitures pour pinces - n.8 set




Tav. 15

05.311X.04S	caposaldo- post - arranques - poteaux de départ - n. 3
19.021X.04S	sostegno per barre - bar holders - bridas para varillas - supports pour barre - n. 33
20.011X.04S	barra Ø12 - bar Ø12 - barras (varillas) Ø12 - barres Ø12 - n. 6
05.301X.04S	sostegno per corrimano - handrail bracket - soportes para pasamanos - n. 3
05.320X.04S	sostegno - bracket - soportes - supports - n. 3
05.380X.04S	supporto scorrevole - slider - soporte corredizo - support coulissant - n. 33
16.010B.04S	tubo L.6000 - tube L.6000 - tubos L.6000 - tube L.6000 - n. 1
15.001B.04S	calotta di copertura - end cap - casquetes de cobertura - caches embases - n. 1



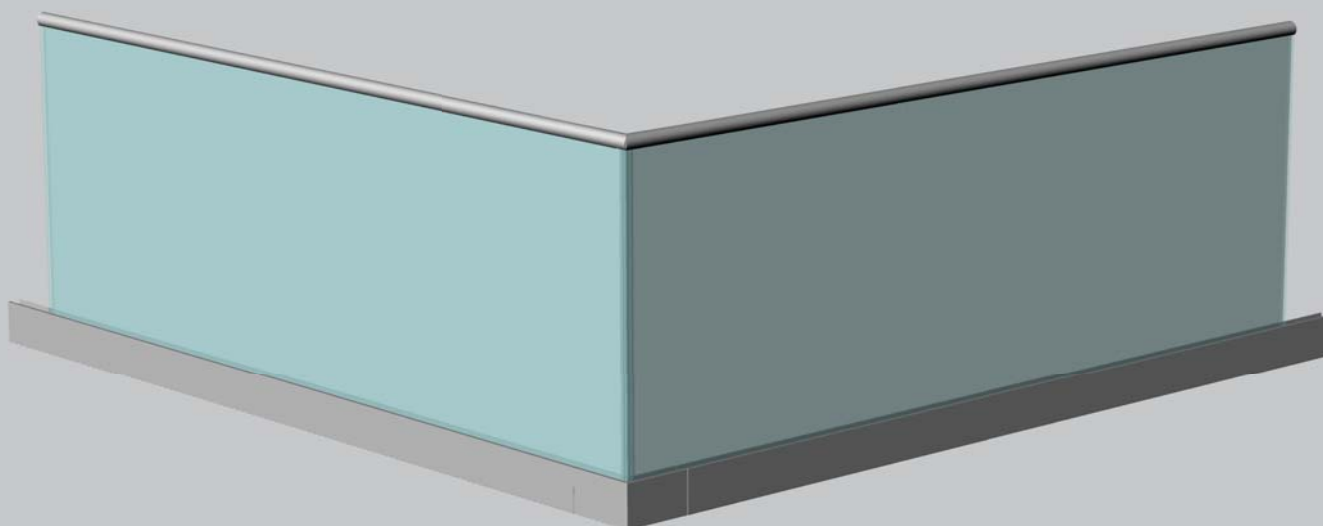
Tav. 18

- 05.502X.04S caposaldo - post - arranques - poteaux de départ - n.3
 20.010X.04S barra Ø12 - bar Ø12 - barras (varillas) Ø12 - barres Ø12 - n.3
 16.010B.04S tubo L.3000 - tube L.3000 - tubos L.3000 - tubes L.3000 - n.1
 15.001B.04S calotta di copertura - end cap - casquetes de cobertura - calottes de couverture - n.2
 17.070B.04S connettori per tubi / elbows and connectors / conectores para juntar tubos / raccords pour tube - n.1
 18.011X.04S connettori per barre / bar connectors / conectores para juntar barras / raccords pour barres - n.6



Tav. 19

- 33.500X.AL17 Profilo pavimento / Floor profile / Perfil para la fijación al suelo / Profil pour fixation de sol
 33.551X.AL Profilo pavimento / Floor profile / Perfil para la fijación al suelo / Profil pour fixation de sol
 33.510X.ALS Tappo in alluminio finitura satinata / Aluminium stopper satin finishing / Terminal en aluminio anodizado / Embout aluminium anodisé
 33.500X.16S Elemento di finitura inox per profilo a pavimento / Stainless steel cover for floor aluminum profile /
 Cobertura de acero inox por el perfil de aluminio al suelo / Élément de finition inox pour profil au plancher
 33.4217.04S Guarnizione in gomma inclusa / Rubber washer included / Guarnicion incluida / Garniture en caoutchouc inclus
 33.000U.04S Profilo senza guarnizione / Rubber not included / Guarnicion no incluida / Garniture pas inclus
 33.040X.04S Connettore / Elbow / Conector / Raccord
 33.020X.04S Calotta di copertura / End cap / Casquete de cobertura / Calotte de couverture







I nostri prodotti sono destinati all'utilizzo professionale. L'acquirente è responsabile della loro messa in opera e del loro utilizzo e deve verificare le esigenze e i vincoli specifici nonché le norme e le regole in vigore. Euro-Fer non fornisce il vetro o il cristallo e non effettua l'installazione.

Our products are intended for the professionals. The buyer is responsible for the carrying out of the work and its use. He must check upon the specific restrictions and the laws and rules he may meet with. Euro-Fer doesn't supply the glass and doesn't make the installation.

Nuestros productos son para uso profesional. El utilizador es responsable de su puesta en obra y de su utilización y tiene que averiguar los contratos específicos y las normas. Euro-Fer no vende el vidrio o cristal y no efectúa la instalación.


Nos produits sont destinés à des professionnels. L'acheteur est responsable de la mise en oeuvre, de l'utilisation et doit vérifier les exigences et les contraintes spécifiques qu'il peut rencontrer. Euro-Fer ne fournit pas le verre ni la glace et n'effectue pas l'installation.

Dati, foto e caratteristiche non sono impegnativi; EZ e Euro-Fer si riservano di apportare le modifiche che riterranno opportune per migliorare i suoi propri prodotti. Tutte le parti di questo catalogo - foto comprese - sono di proprietà EZ e Euro-Fer. La riproduzione, anche parziale, è vietata in ogni forma e con ogni mezzo.


Data, photos, and characteristics are not binding; EZ and Euro-Fer reserves the right to produce modifications considered necessary to improve its products. Every part of this catalogue - photos included - is EZ's and Euro-Fer's property. All forms of copying are strictly prohibited.

Datos, foto y características no están atando; EZ y Euro-Fer se reserva de aportar las modificaciones que creará oportunas para mejorar sus productos. Todas las partes de este catálogo - fotos incluidas - soy de propiedad EZ y Euro-Fer. La reproducción, también parcial, está prohibida en cada forma y con cada medio.


Les renseignements indiqués sur nos documents, catalogues et autres supports sont donnés à titre indicatif sans engagements de notre part; EZ et Euro-Fer peut apporter n'importe quelles modifications pour améliorer ses produits. Toutes les parties de ce catalogue - y compris les photos - sont de propriété EZ et Euro-Fer. Leur reproduction, même partielle, est interdite, quelle que soit la forme ou le moyen.




Art. 1000
"Arte dal ferro" / "Art of wrought iron"
 1300 articoli / articles
 2700 variazioni di sezioni e di altezze /
different sections and heights
 50 disegni di composizioni di



Art. 2000
"Le creazioni Euro-Fer" /
"Euro-Fer creations"
 circa 1000 articoli / articles
 2400 variazioni di sezioni e di altezze /
different sections and heights
 oltre 100 foto di realizzazioni / *more than*
 100 foto of creations




Art. 4000
"Le forme del ferro" /
"The shapes of iron"




Art. 4100
"Tra ferro e fuoco" /
"Between iron and fire"




Art. 5000
"Quaderni 01 2005"



Art. 5001
"Quaderni 02 2005"




Art. 5002
"Le foto"




Art. 10000
"Powder coated products"



Art. 00EZ
"EZ Inox"
 Ez-inox: l'inox facile
 Ez-inox: easy inox



Art. 9000
Cancelli Linear e Gradius
 Moduli zincati pronti per
 l'installazione *Galvanized modules*
 ready to use




Art. 11000
"ROSE"
 Collezione Rose realizzata in ferro battuto
 o in acciaio inox con inserti di cristallo,
 utilizzo per interni. / *Indoor collection*
 Rose, an innovative combination between
 ornamental wrought iron, or stainless
 steel products, made with crystal inserts.



Art. 7002
"La produzione completa"



COLLAGE.01
 Collage 1.0 è un'applicazione nata per
 la creazione di composizioni grafiche
 e la generazione della distinta relativa
 agli articoli Euro-Fer scelti dall'archivio
 fornito. / *Collage 1.0 is an application*
 created to produce graphic compositions
 using Euro-Fer's products.



Art. 8000
"Laserfer"

EURO-FER S.p.A.

Viale dell'Industria 16/18
Castelgomberto (Vicenza)

Telefono: +39 0445 440033

FAX: +39 0445 440351

E-mail: eurofer@eurofer.com



www.eurofer.com

