



Le creazioni

LE DECORAZIONI PER LE MIGLIORI OPERE



EDIZIONE MARZO 2018

Dal 1964 la Ar-fer arte ferro srl REALIZZA
PER VOI decorazioni in ferro su misura per
CREARE inferriate, ringhiere, recinzioni e
cancellate.

I modelli che troverete in questo catalogo
sono il frutto di un intenso studio, volto a
creare nuovi stili ornamentali attraverso
innovative tecniche produttive.

Tutto questo per poter soddisfare le
molteplici esigenze architettoniche delle
abitazioni moderne e non.

Abbellire Arredare ed Accogliere le tre "A"
che hanno ispirato queste nuove proposte
decorative per la Vostra casa.

Rendere piacevole l'arrivo nella propria
dimora, soggiornarvi con serenità e ricevere
le visite di persone care sono momenti
preziosi nella nostra vita che si realizzano
anche attraverso l'equilibrio delle forme.

Ecco perché con queste nuove proposte
abbiamo pensato a come rendere ancor più
vive queste occasioni.

Non più barriere, ma decorazioni che
concretizzano i Vostri desideri.

Nuove manifestazioni del pensiero in
armonia con l'ambiente che Vi circonda,
perché la libertà d'espressione sia contribuito
ad un mondo più bello.

Condividere il proprio gusto attraverso le
forme e rendere visibili i confini di quanto si
è conquistato nella vita, anche questo
abbiamo voluto proporVi con
"LE CREAZIONI".

Buona Visione!

Ar-fer arte ferro



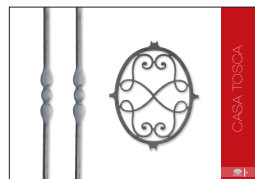
Ar-Fer arte ferro srl

*Iron
uno*


INDICE

Questo catalogo annulla e sostituisce i precedenti.

Per l'ordinazione di tutti gli articoli di questo catalogo, fare riferimento all'"ALMANACCO TECNICO IRON UNO".



03 | CASA TOSCA




23 | CASA MILENA




43 | CASA MARISA




59 | CASA VALERIA




79 | CASA MELISSA



07 | CASA GAIA



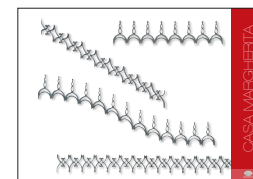
27 | CASA BEATRICE



47 | CASA OFELIA



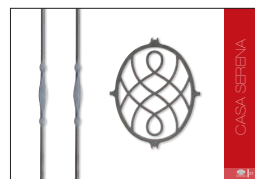
63 | CASA OLIMPIA



81 | CASA MARGHERITA



11 | CASA CAMILLA



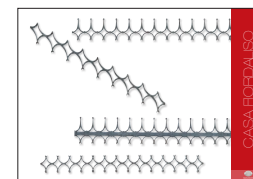
31 | CASA SERENA




49 | CASA LORENA



67 | CASA DELIA



85 | CASA FIORDALISO



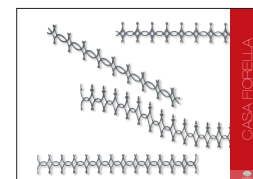
15 | CASA MARIANNA



35 | CASA GISELLA




51 | CASA MATILDE



71 | CASA FIORELLA



89 | ALMANACCO TECNICO



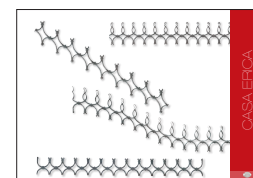
19 | CASA SABINA



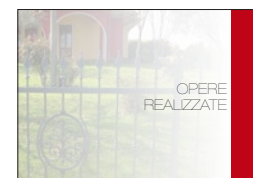
39 | CASA ROSSANA




55 | CASA ELENA




75 | CASA ERICA



137 | REALIZZAZIONI



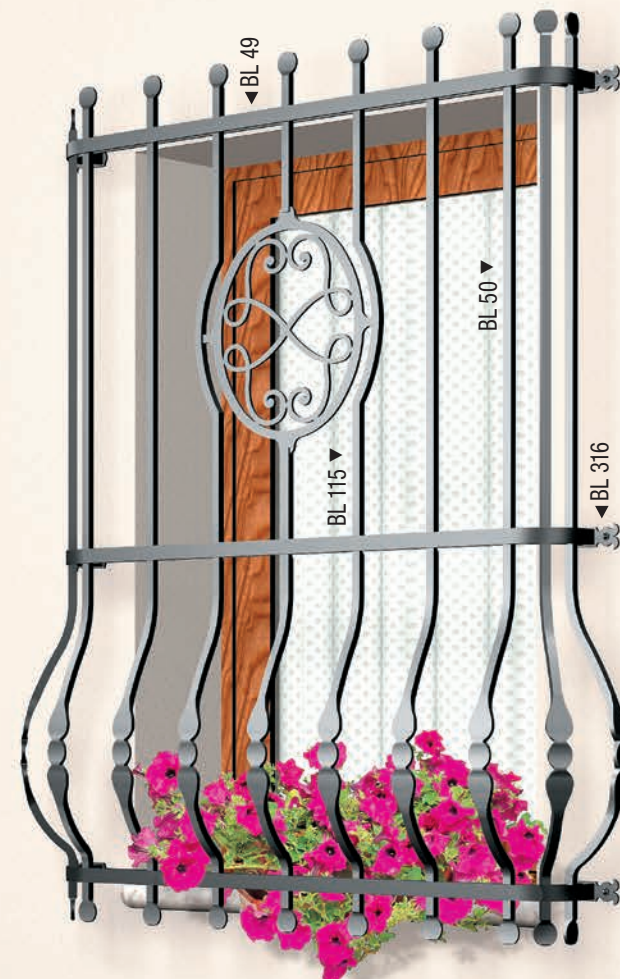
CASA TOSCA



ART. BL 1



ART. BL 2





ART. BL 3









CASA GAIA



ART. BL 6



BL 320 ▲ BL 321

ART. BL 7



ART. BL 8



BM 321 oppure BM 322





ART. BL 9

ART. BL 10

BL 252

BL 222

BL 323

BL 214

BL 251

BL 248


BL 80

BL 83

BL 71

BL 137

BL 200



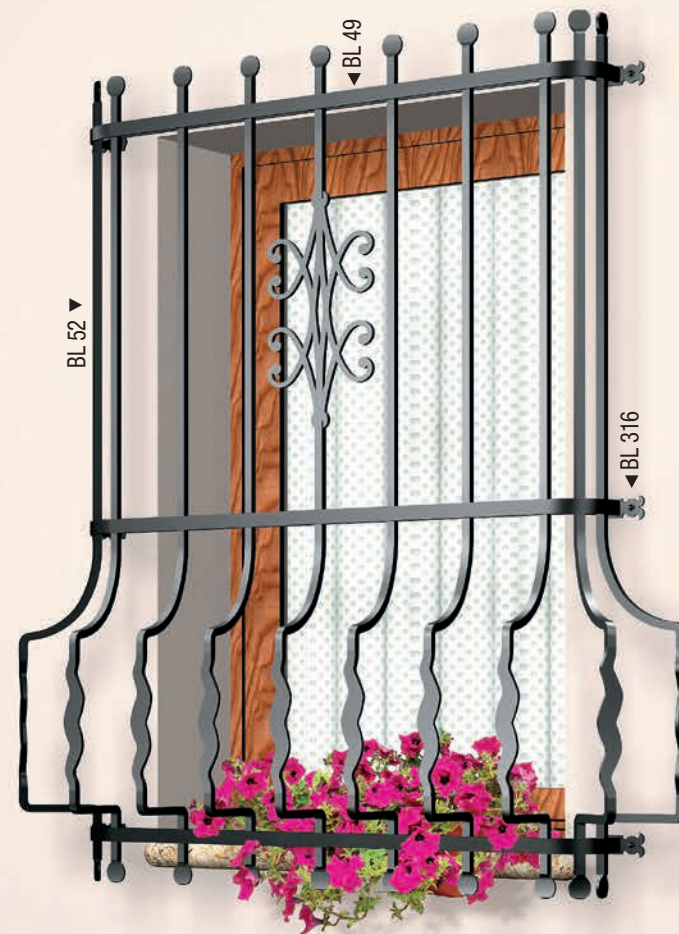
CASA CAMILLA



ART. BL 11



ART. BL 12



ART. BL 13





ART. BL 14

ART. BL 15

BL 220

BL 254

BL 323

BL 271

BL 243

BL 72

BL 84




BL 253

BL 270

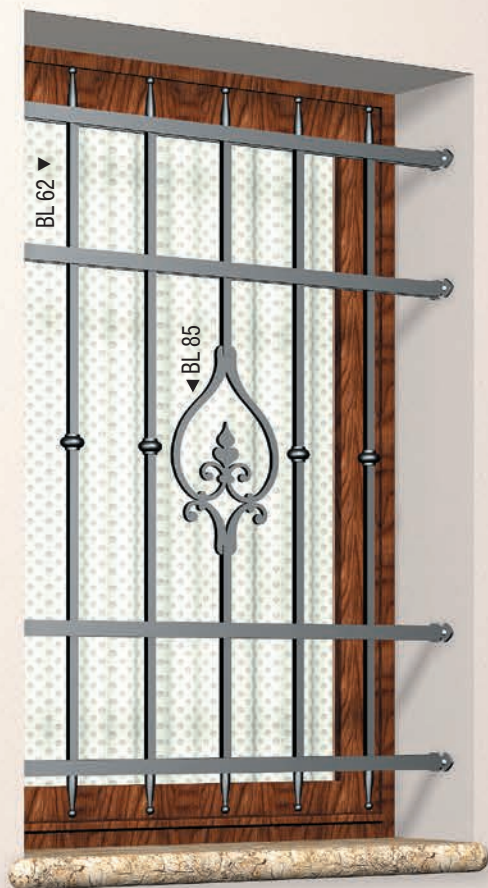
BL 280 + BL 370

BL 141

BL 224



CASA MARIANNA



ART. BL 16



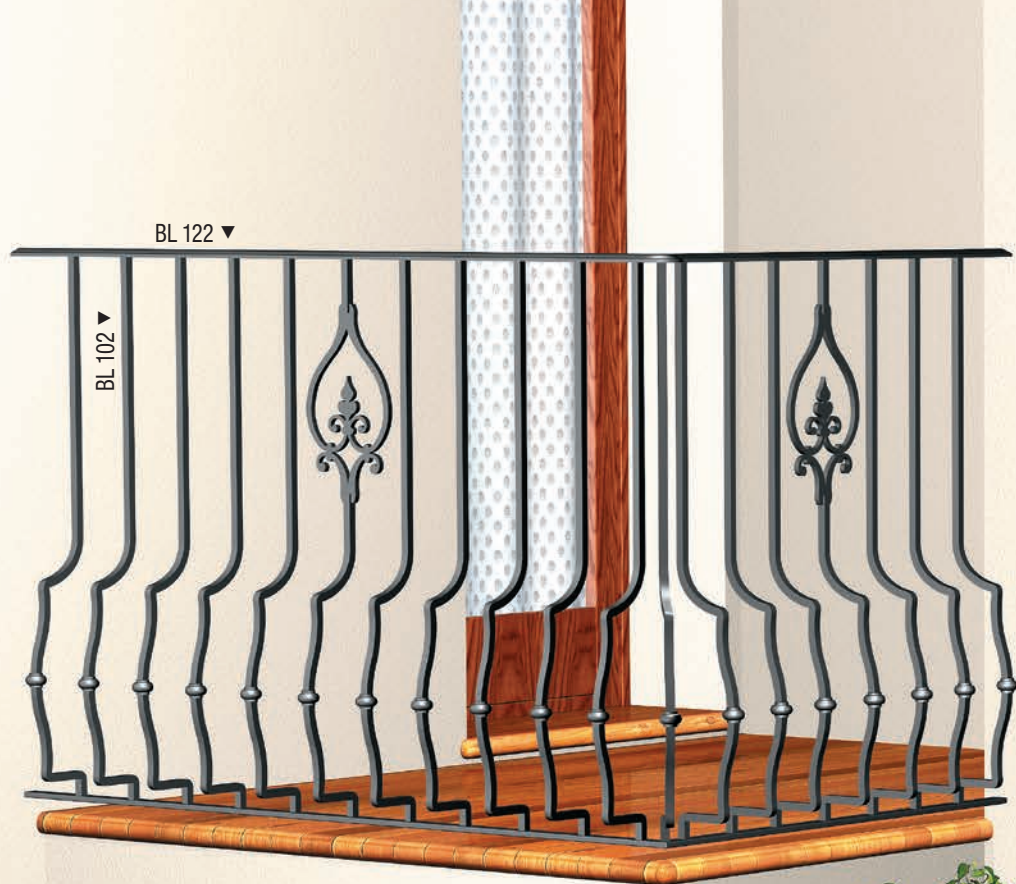
ART. BL 17





ART. BL 18



BM 321 oppure BM 322








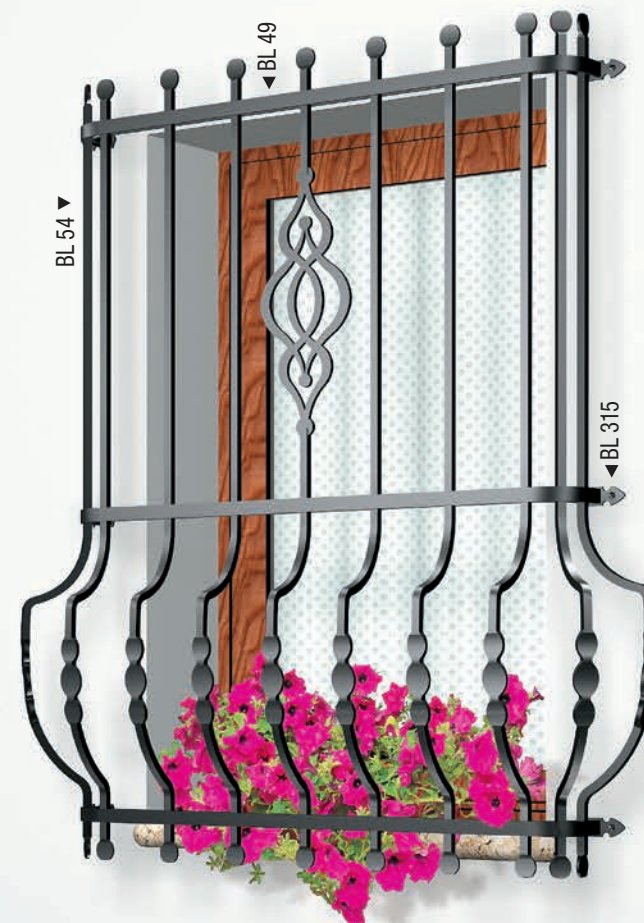
CASA SABINA



ART. BL 21



ART. BL 22



ART. BL 23







BL 221

ART. BL 24

ART. BL 25

BL 323

BL 158 ▼


BL 87 ▼

BL 158 ▼

BL 273

BL 272

BL 280 + BL 370



CASA MILENA



ART. BL 26



BM 321 oppure BM 322



ART. BL 28

ART. BL 27







ART. BL 29

ART. BL 30

BL 212 ▼

BL 257 ▼

BL 223 ▶

BL 323 ▶

BL 88 ▼



BL 75 ▼

BL 80 ▼

BL 246 ▼

BL 162 ▼


BL 226 ▼



CASA BEATRICE

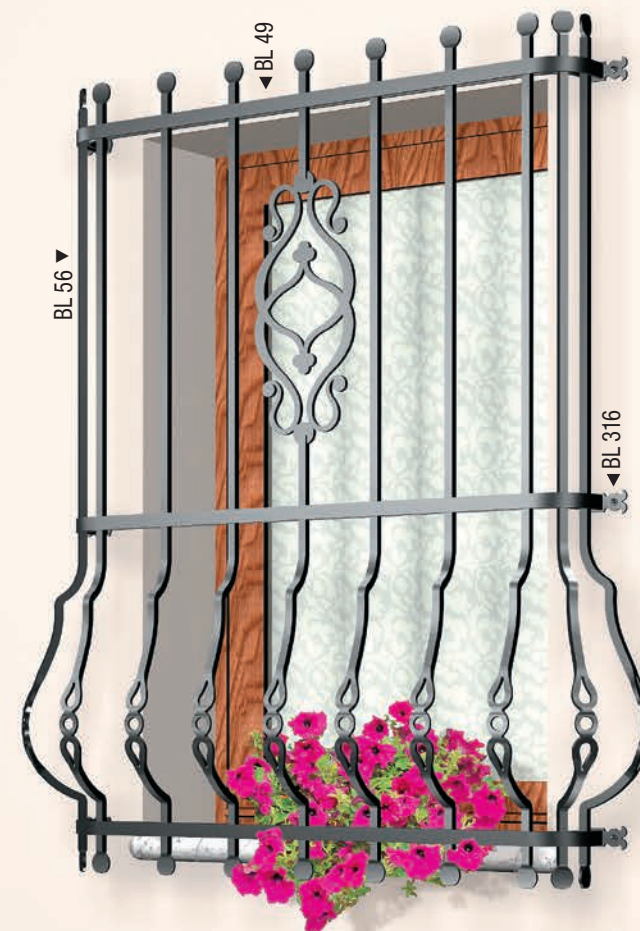


ART. BL 31



▼BBM 321 oppure BM 322

ART. BL 32



ART. BL 33

BL 122 ▼

BL 108 ▼

BL 107 ▼

BL 122 ▼


BL 89 ▼

BL 124 ◀

CASA BEATRICE








CASA SERENA



ART. BL 36



ART. BL 37



ART. BL 38



▼ BM 321 oppure BM 322





ART. BL 39

ART. BL 40

BL 323

BL 192 ▼

BL 91 ▼


▼ BL 224

BL 175 ▼

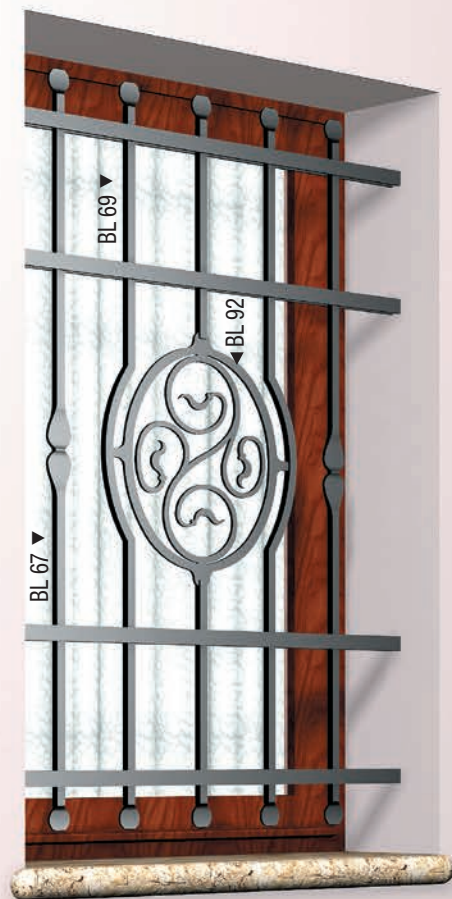
BL 275

BL 274

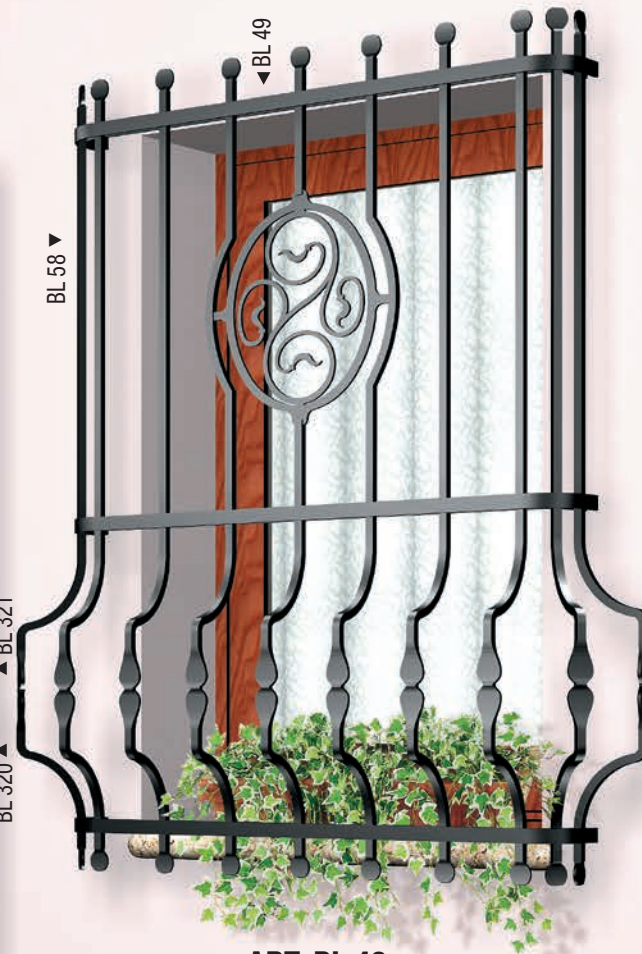

BL 280 + BL 370



CASA GISELLA



ART. BL 41



ART. BL 43

ART. BL 42







ART. BL 44

ART. BL 45

BL 262

BL 237

BL 261

BL 222

BL 92

BL 323

BL 78

BL 80

BL 183

BL 189


BL 277

BL 276


BL 280 + BL 370



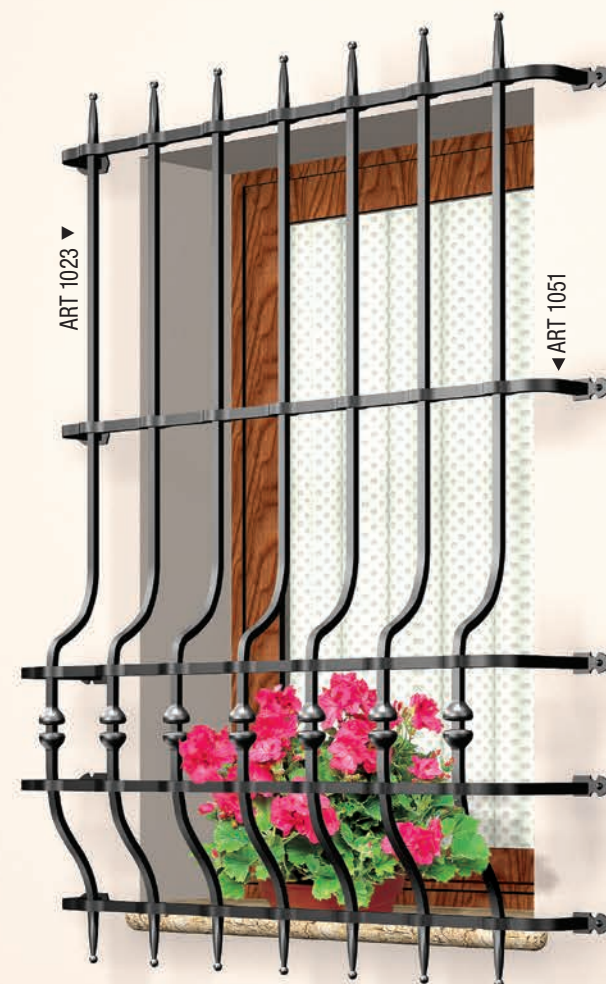
CASA ROSSANA



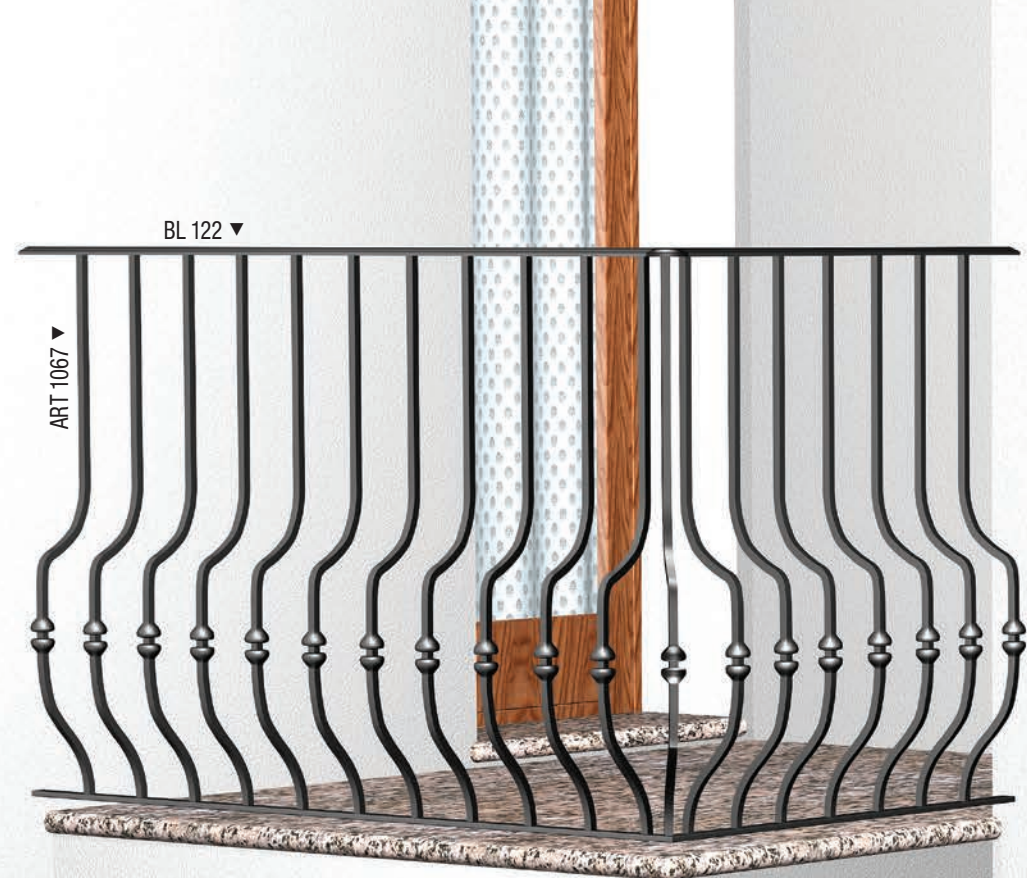
ART. 1007



ART. 1008



ART. 1006




CASA ROSSANA






ART. 1009


ART. 1010



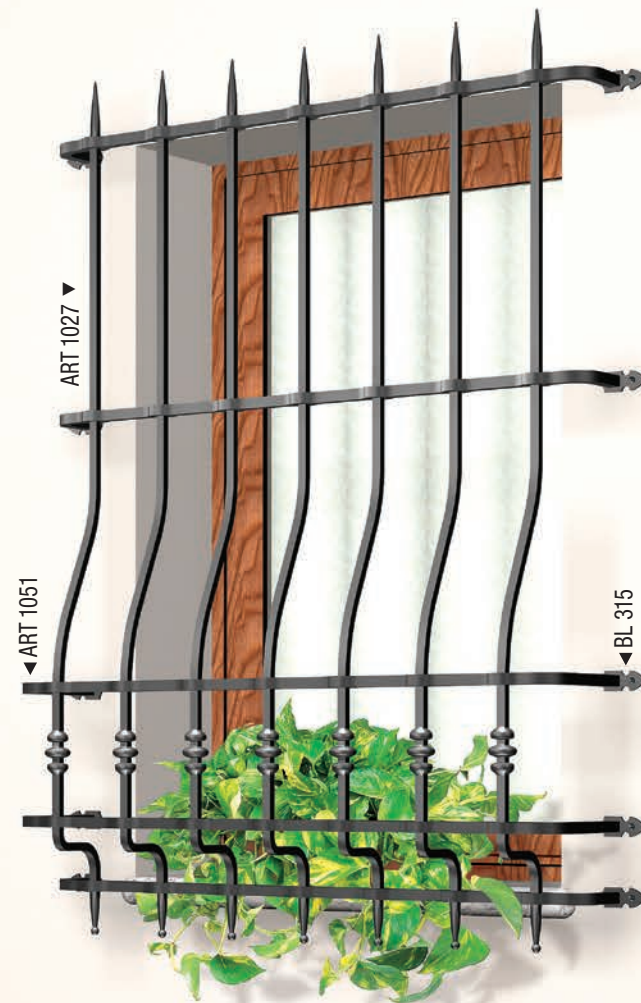
CASA MARISA



ART. 1015



ART. 1016



ART. 1014








ART. 1017

ART. 1018

CASA MARISA



CASA OFELIA




ART. 1241

L'inferriata sporgente (Art. 1240);
l'inferriata interna (Art. 1241);
il cancelletto porta (Art. 1242)
si consegnano sia in ferro tondo che
quadro da 12 / 14 / 16 su misura
trasmettendoci la distinta delle barre
forate.



BL 320 ▲
▲ BL 321




ART. 1240

ART. 1242

Le barre in ferro quadro forate e non forate
si possono consegnare battute



CASA LORENA

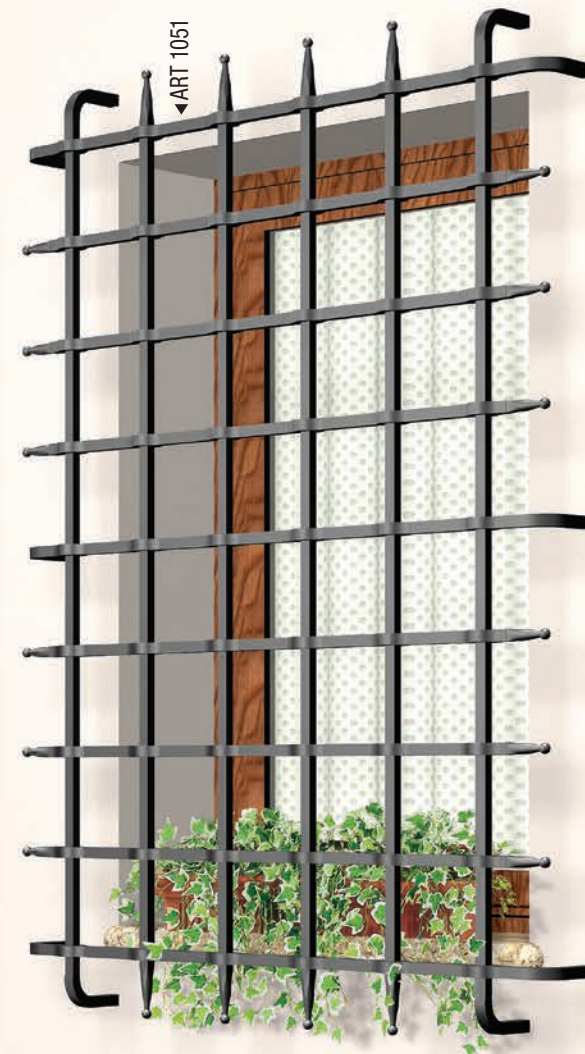


ART. 1247

L'inferriata sporgente (Art. 1246);
l'inferriata interna (Art. 1247);
il cancelletto porta (Art. 1248)
si consegnano sia in ferro tondo che
quadro da 12 / 14 / 16 su misura
trasmettendoci la distinta delle barre
forate.



BL 320 ▲ ▲ BL 321



ART. 1246

ART. 1248

Le barre in ferro quadro forate e non forate
si possono consegnare battute

CASA MATILDE



ART. BL 340



ART. BL 342

ART. BL 341







ART. BL 343

ART. BL 344



CASA ELENA



ART. BL 345



ART. BL 346



ART. BL 347





ART. BL 348

ART. BL 349

CASA ELENA



CASA VALERIA



ART. BL 350



▼ BM 321 oppure BM 322



ART. BL 352

ART. BL 351

BL 122 ▼

BL 109 ▼

BL 122 ▼

◀ BL 124

CASA VALERIA





ART 560

BL 323

BL 66 ▼

ART. BL 353

ART. BL 354

CASA OLIMPIA



ART. BL 355



▼ BM 321 oppure BM 322

BL 320 ▲ BL 321 ▼



ART. BL 357

ART. BL 356

BL 122 ▼

BL 111 ▼

BL 122 ▼

◀ BL 124

CASA OLIMPIA





ART. BL 358

ART. BL 359



CASA DELIA

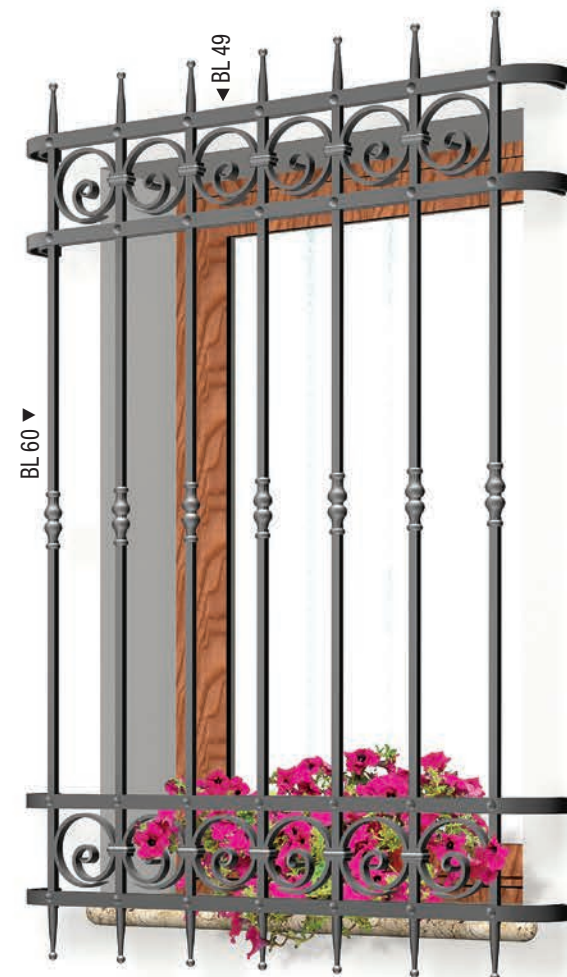


ART. BL 360



BM 321 oppure BM 322

BL 320 ▲
▲ BL 321



ART. BL 362

ART. BL 361

BL 122 ▼

BL 97 ▼

BL 122 ▼

BL 124 ◀

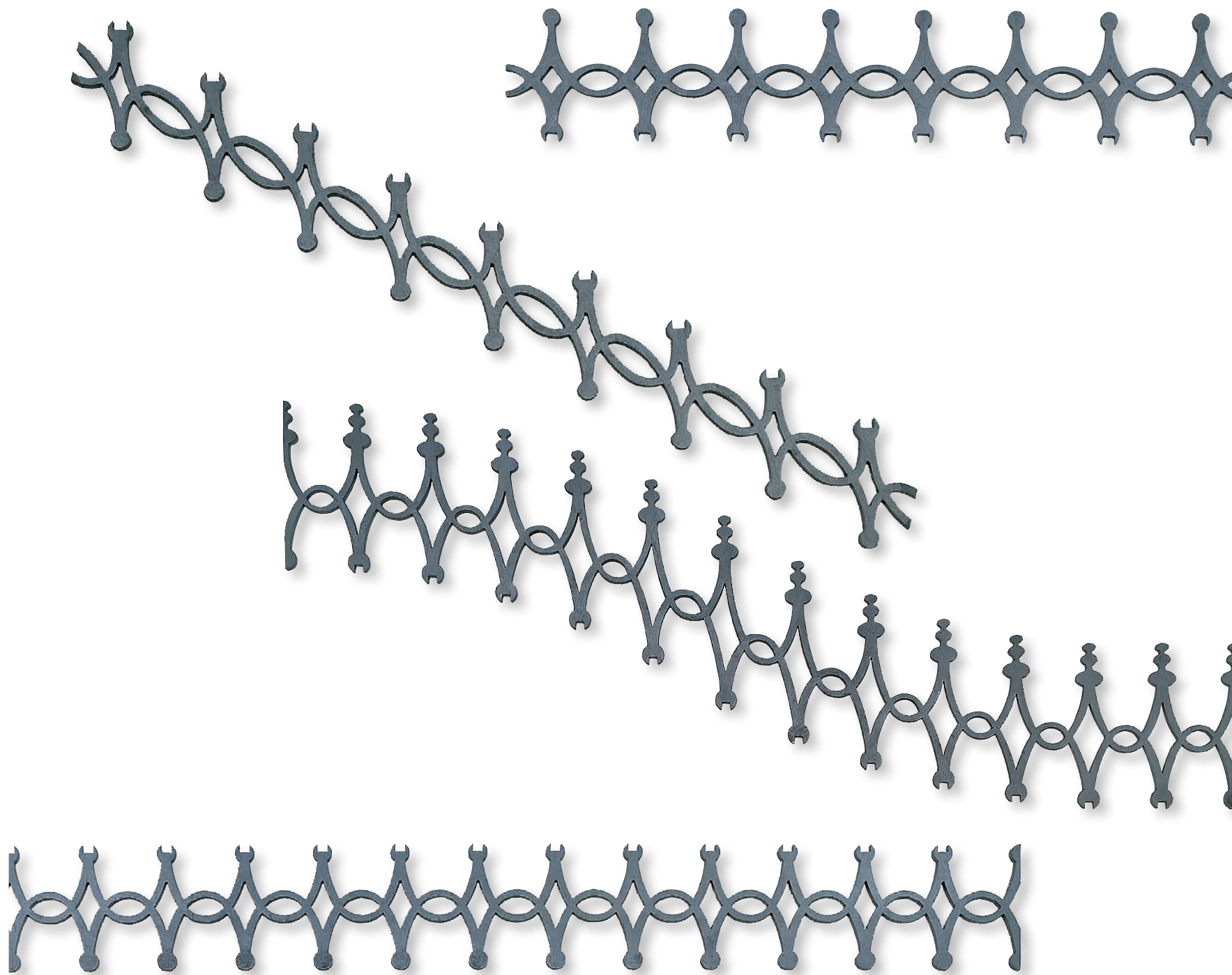
CASA DELIA





ART. BL 363

ART. BL 364



CASA FIORELLA



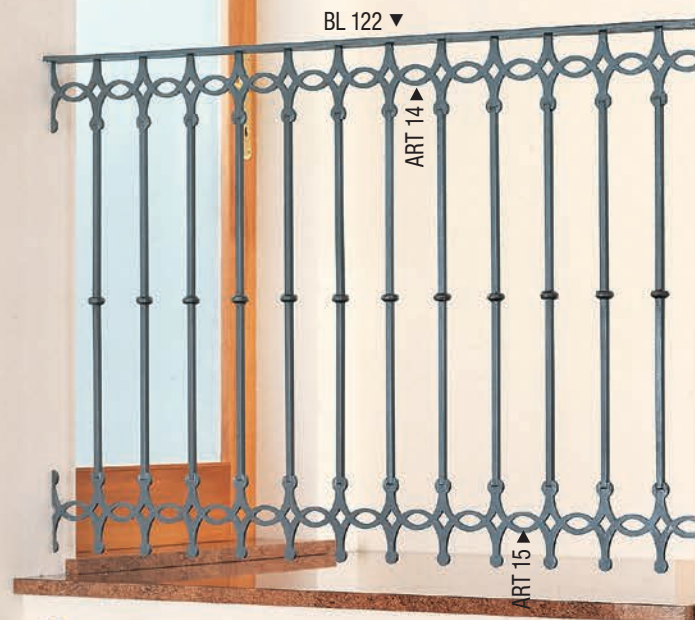
ART. A-01

ART. A-02



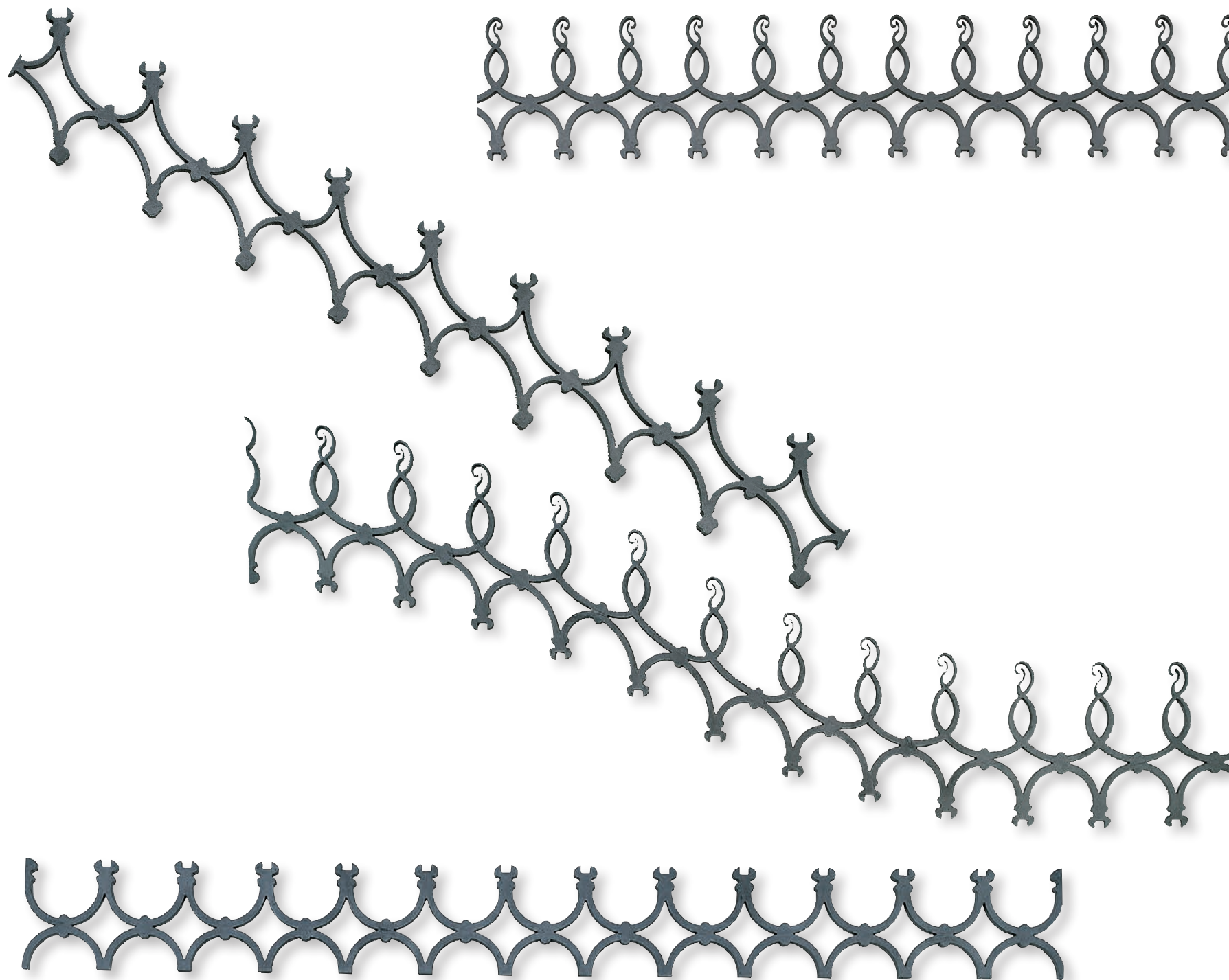
ART. A-03





ART. A-04





CASA ERICA



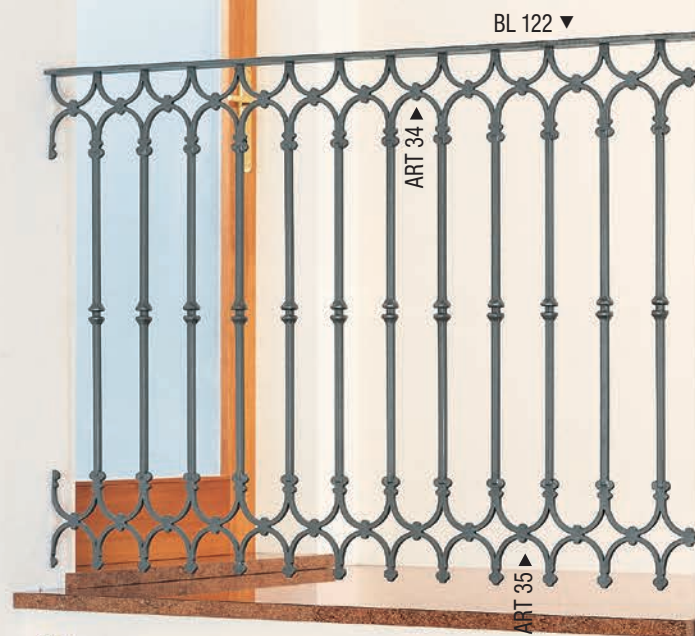
ART. A-06

ART. A-07




ART. A-08





ART. A-09

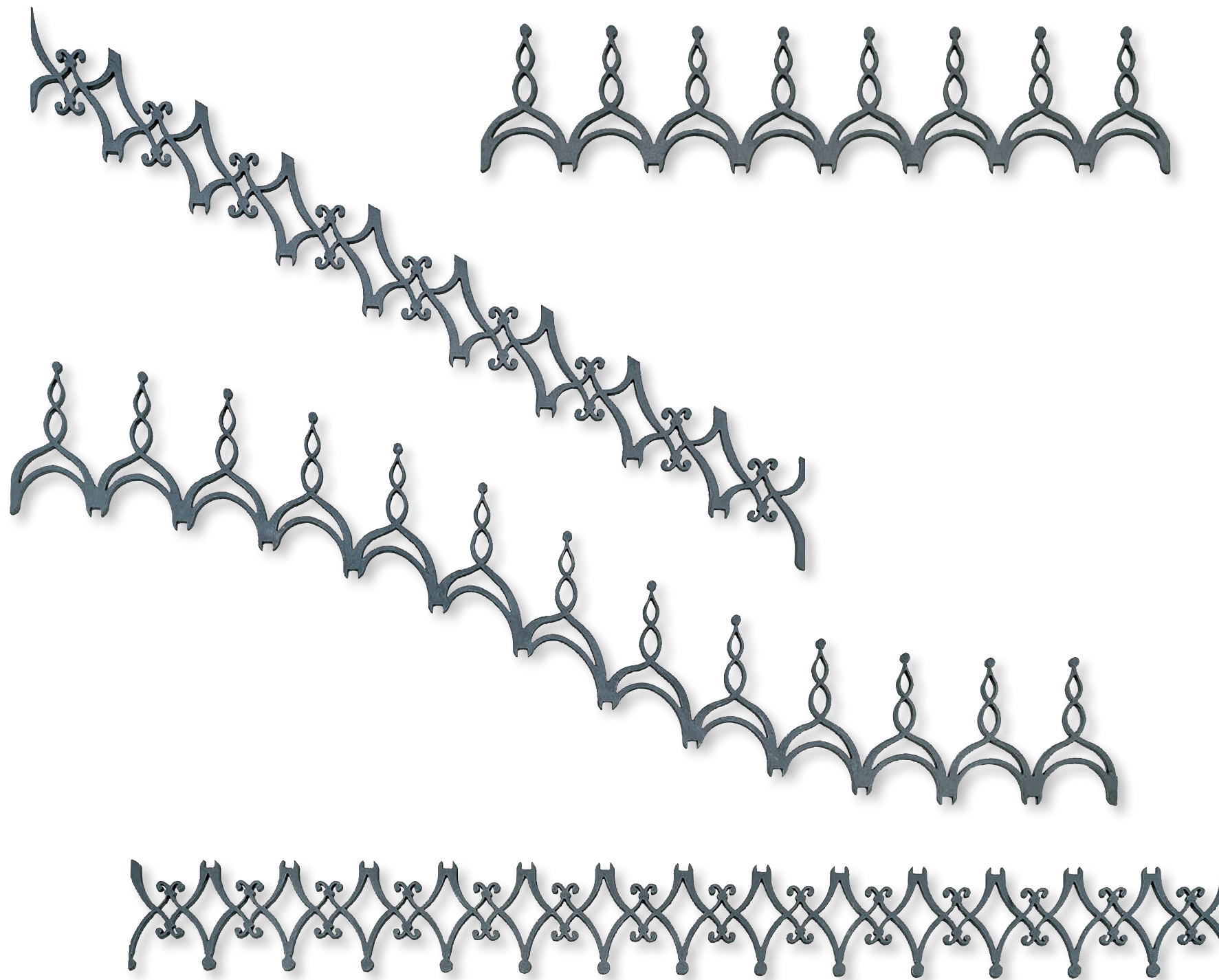




CASA MELISSA

ART. A-11





CASA MARGHERITA



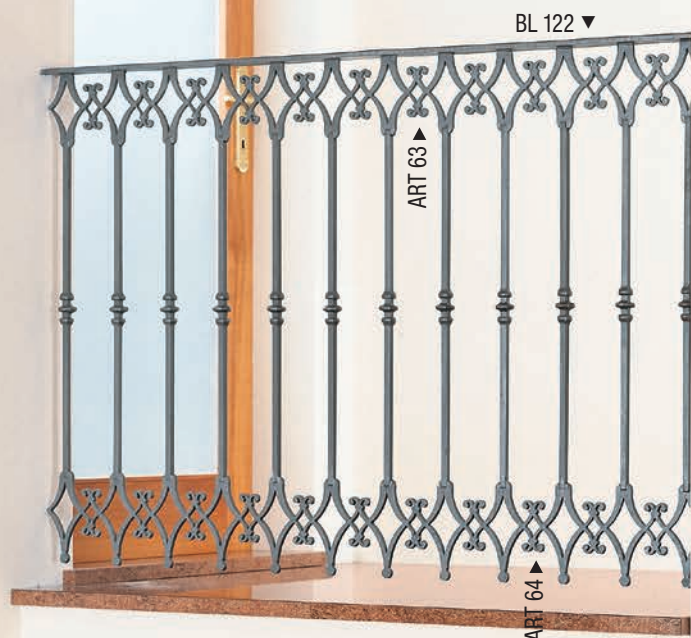
ART. A-13

ART. A-14



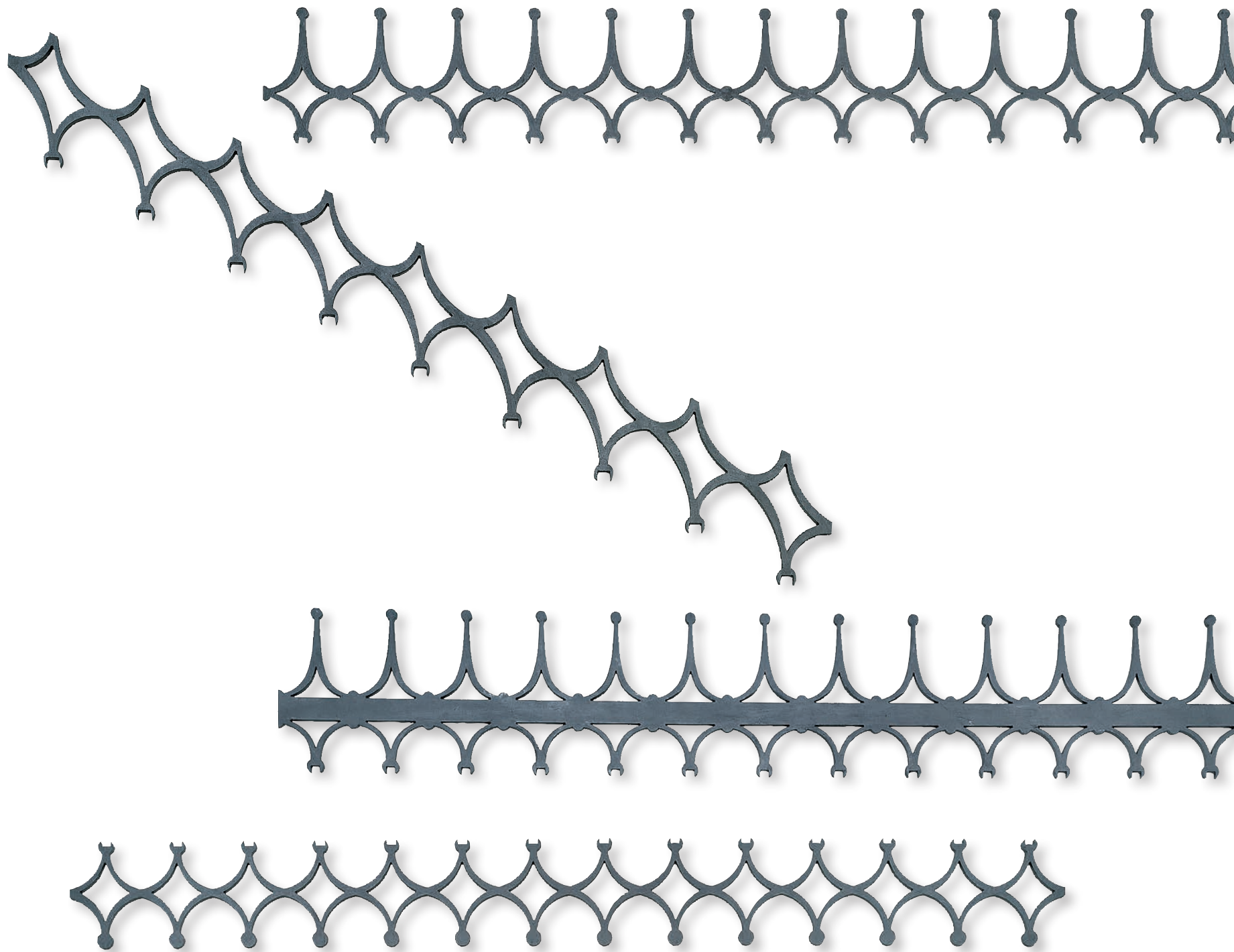
ART. A-15






ART. A-16





CASA FIORDALISO



ART. A-18

ART. A-19



ART. A-20





ART. A-21





Ar-Fer arte ferro srl

ALMANACCO TECNICO

*Iron
uno*

EDIZIONE MARZO 2018

LE DECORAZIONI PER LE MIGLIORI OPERE
IN FERRO PER RINGHIERE

*DECORATIONS FOR
THE BEST WORKS IN IRON FOR RAILINGS*

INDICE INDEX

VERTICALI E TERMINALI DECORATIVI PER RECINZIONI E CANCELLI
DECORATIVE STAKES FOR FENCES AND GATES 92

PANNELLI DECORATIVI IN LAMIERA
DECORATIVE METAL SHEET 104

CURVE DECORATIVE PER CANCELLI
DECORATIVE GATE TOPS 105

TERMINALI PER BATTENTI - TERMINALI PER MONTANTI
TERMINALS FOR GATES 107

VERTICALI DECORATIVI PER INFERRIATE SPORGENTI ED
INFERRIATE INTERNE
DECORATIVE STAKES FOR EXTERIOR AND INTERIOR GRATES 108

VERTICALI DECORATIVI PER CANCELLETTI PORTA
DECORATIVE STAKES FOR SECURITY GATES 110

VERTICALI DECORATIVI PER SCALE E BALCONI
PROFILI E TERMINALI CORRIMANO
DECORATIVE STAKES FOR STAIRCASES AND BALUSTRADES 111

FASCE DECORATIVE PANTOGRAFATE
SHEET METAL MOTIFS 114

ROSONI, STEMMI DECORATIVI
ROSETTES, DECORATIVE COAT-OF-ARMS 121

BARRE FORATE SU MISURA E STANDARD
HOLED BARS IN SPECIAL SIZE AND STANDARD 126

PIATTI FORATI
IRON PLATE WITH HOLES 127

PROFILI BATTUTI
WROUGHT PROFILES 128

STAFFE DI FISSAGGIO DECORATIVE
DECORATIVE BRACKET 129

LETTERE E NUMERI
LETTERS AND NUMBERS 130

ACCESSORI PER CANCELLETTI-PORTA, CANCELLI CARRAI,
PEDONALI E RECINZIONI (ORDINAZIONE)
ACCESSORIES FOR GATES (ORDER) 132

ISTRUZIONI APP
APP INSTRUCTIONS 134

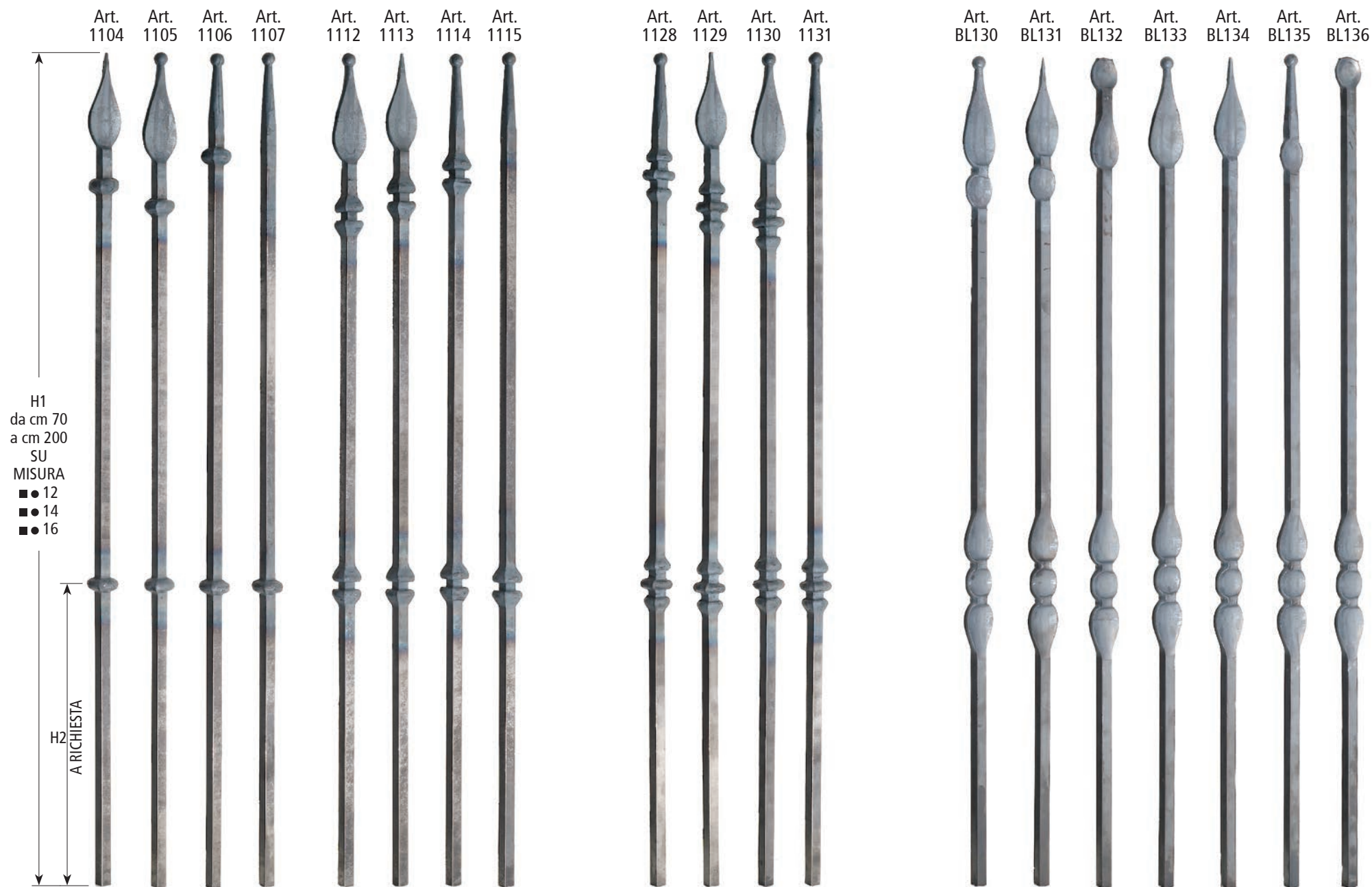
OPERE REALIZZATE
WORKS MADE 137

CATALOGO CUT DESIGN
CUT DESIGN CATALOGUE 149

INDICE ARTICOLI
PRODUCTS INDEX 305

VERTICALI DECORATIVI PER RECINZIONI

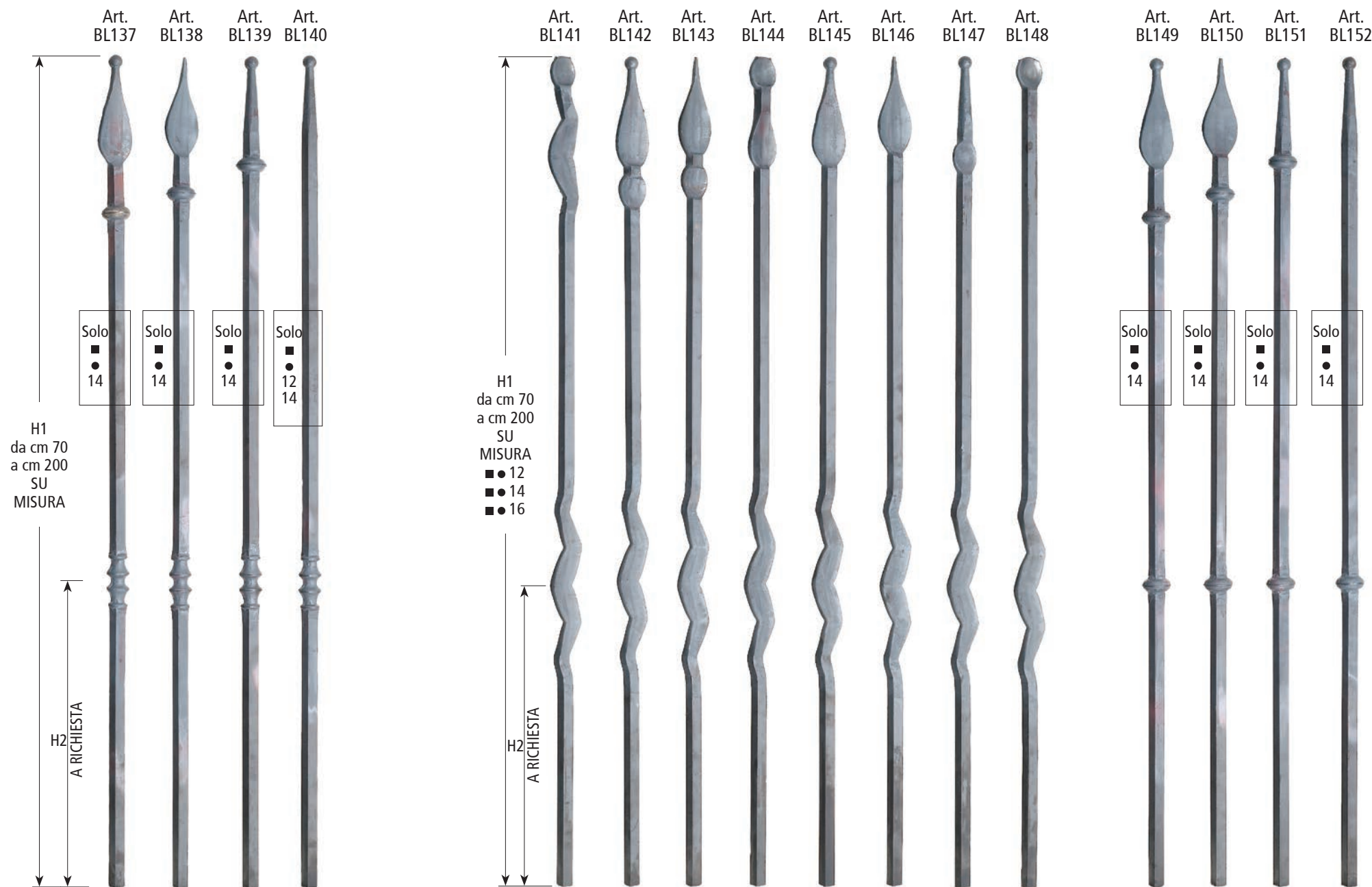
DECORATIVE STAKES FOR FENCES



Tutte le decorazioni vengono eseguite anche con profili battuti. Per l'ordinazione del materiale fornire le misure dell'H1 e H2.

VERTICALI DECORATIVI PER RECINZIONI

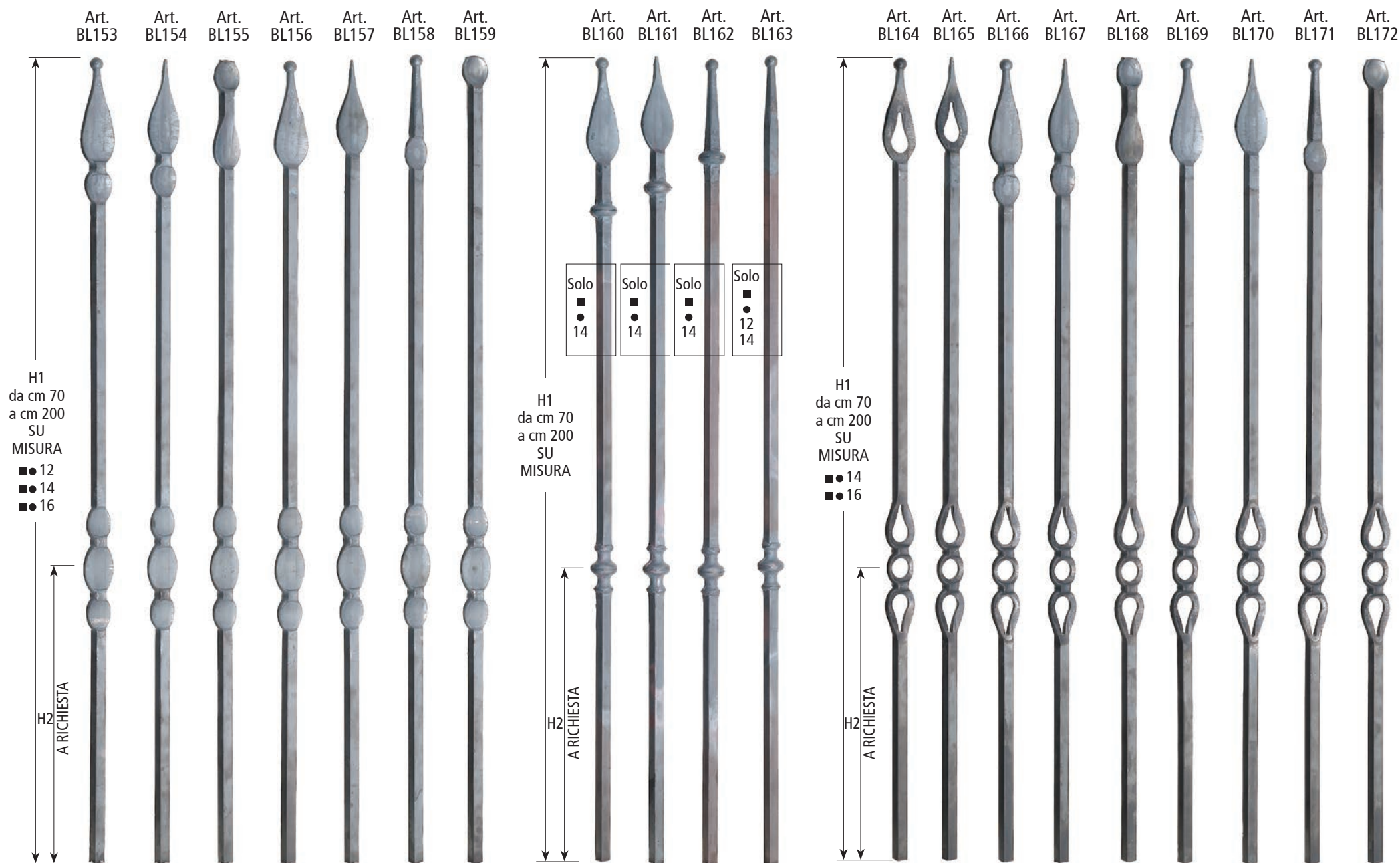
DECORATIVE STAKES FOR FENCES



Tutte le decorazioni vengono eseguite anche con profili battuti. Per l'ordinazione del materiale fornire le misure dell'H1 e H2.

VERTICALI DECORATIVI PER RECINZIONI



DECORATIVE STAKES FOR FENCES



Tutte le decorazioni vengono eseguite anche con profili battuti. Per l'ordinazione del materiale fornire le misure dell'H1 e H2.

VERTICALI DECORATIVI PER RECINZIONI

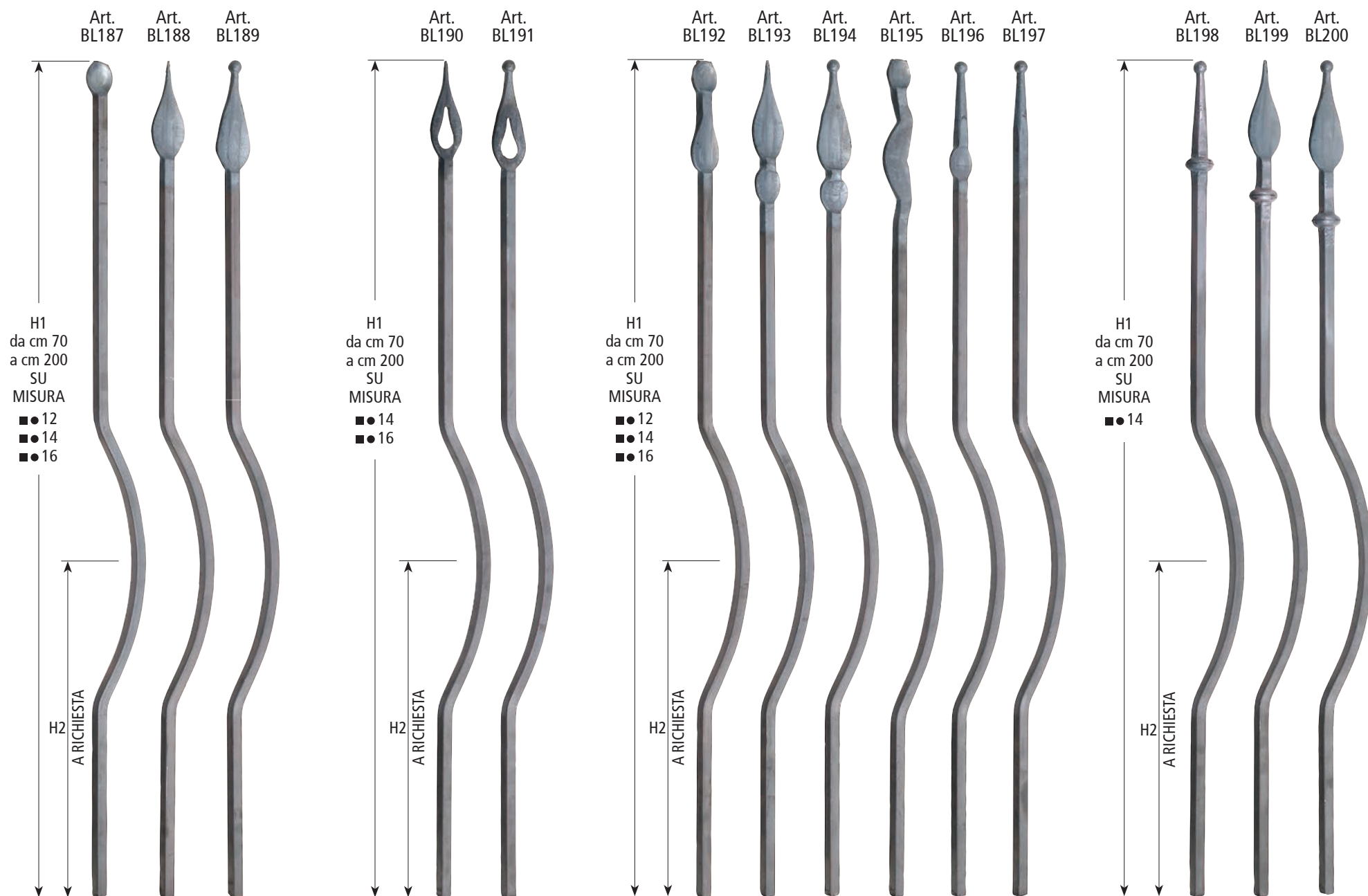
DECORATIVE STAKES FOR FENCES



Tutte le decorazioni vengono eseguite anche con profili battuti. Per l'ordinazione del materiale fornire le misure dell'H1 e H2.

VERTICALI DECORATIVI PER INSERIMENTO ROSONI DI RECINZIONE

DECORATIVE STAKES FOR INSERTION ROSETTES FENCES





Paletti curvati per inserimento rosoni Artt. BL81 - BL83 - BL86 - BL88 - BL90 - BL91 - BL92.

Tutte le decorazioni vengono eseguite anche con profili battuti. Per l'ordinazione del materiale fornire le misure dell'H1 e H2.



VERTICALI DECORATIVI PER RECINZIONI

DECORATIVE STAKES FOR FENCES




LANCIA STAMPATA A CALDO, DECORO STAMPATO A FREDDO

Per l'ordinazione del materiale fornire le misure dell'H1 e H2.

VERTICALI DECORATIVI PER RECINZIONI

DECORATIVE STAKES FOR FENCES

**I PIÙ
CONVE-
NIENTI**




LANCIA STAMPATA A CALDO, DECORO STAMPATO A FREDDO



VERTICALI DECORATIVI PER RECINZIONI

DECORATIVE STAKES FOR FENCES




Per l'ordinazione del materiale fornire le misure dell'H1 e H2.

VERTICALI DECORATIVI PER RECINZIONI

DECORATIVE STAKES FOR FENCES

I PIÙ
CONVENIENTI



LANCIA E DECORO STAMPATI A FREDDO

Per l'ordinazione del materiale fornire le misure dell'H1 e H2.


VERTICALI E TERMINALI DECORATIVI PER CANCELLI

DECORATIVE STAKES AND TERMINALS FOR GATES

Art.
1181






Art.
1183






Art.
1187



H1
cm 150 H2 58
cm 200 H2 78
cm 250 H2 98
■● 12
■● 14
■● 16

oppure H2
A RICHIESTA

															
Articolo	1209			1210			1211			1212			1213		
Spessore ■●	12	14	16	12	14	16	12	14	16	12	14	16	12	14	16
Altezza mm	195	200	220	220	240	260	225	265	280	230	235	255	250	265	285

															
Articolo	1214			1216			1217			1218			BL 245		
Spessore ■●	12	14	16	12	14	16	12	14	16	12	14	16	12	14	16
Altezza mm	255	285	285	245	245	275	270	280	310	280	300	320	150	150	150

Tutti i terminali si forniscono a misura fino ad altezza di cm 200.

Art.
BL70

Art.
BL71

Art.
BL72

Art.
BL73

Art.
BL74

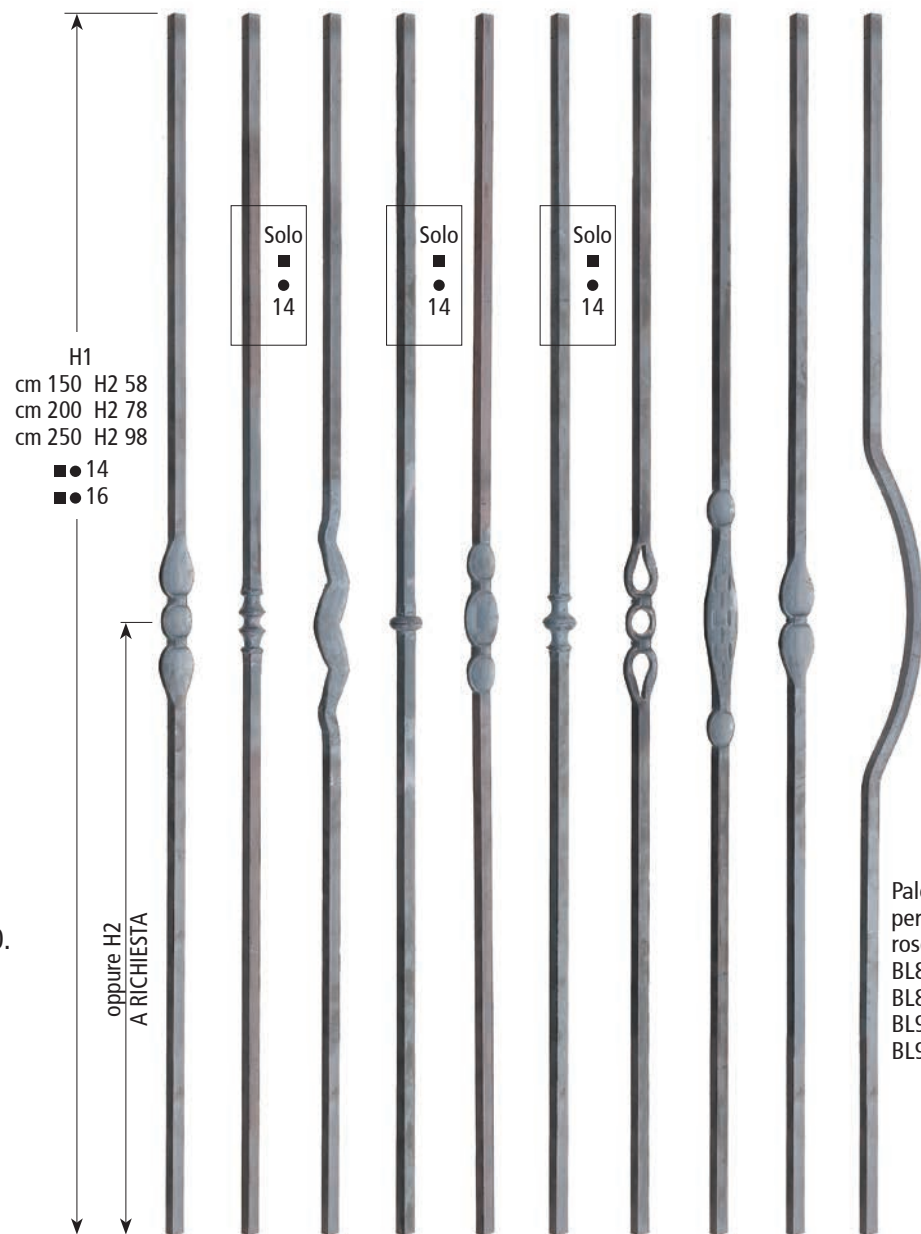
Art.
BL75

Art.
BL76

Art.
BL77

Art.
BL78

Art.
BL80



H1
cm 150 H2 58
cm 200 H2 78
cm 250 H2 98
■● 14
■● 16

oppure H2
A RICHIESTA

Solo
■● 14

Solo
■● 14

Solo
■● 14

Paletto curvato
per inserimento
rosoni Art.
BL81, BL83,
BL86, BL88,
BL90, BL91,
BL92.

TERMINALI DECORATIVI PER CANCELLI IN PROFILO QUADRO E TONDO

DECORATIVE TERMINALS FOR GATES



Articolo	BL235			BL236			BL237			BL238		BL239		BL240			BL241		
Spessore ■	12	14	16	12	14	16	12	14	16	14	16	14	16	12	14	16	12	14	16
Altezza mm	120	120	120	150	165	180	185	200	205	170	210	205	205	200	200	200	210	225	245



Articolo	BL235			BL236			BL237			BL238		BL239		BL240			BL241		
Spessore ●	12	14	16	12	14	16	12	14	16	14	16	14	16	12	14	16	12	14	16
Altezza mm	120	120	120	150	165	180	185	200	205	170	210	205	205	200	200	200	210	225	245



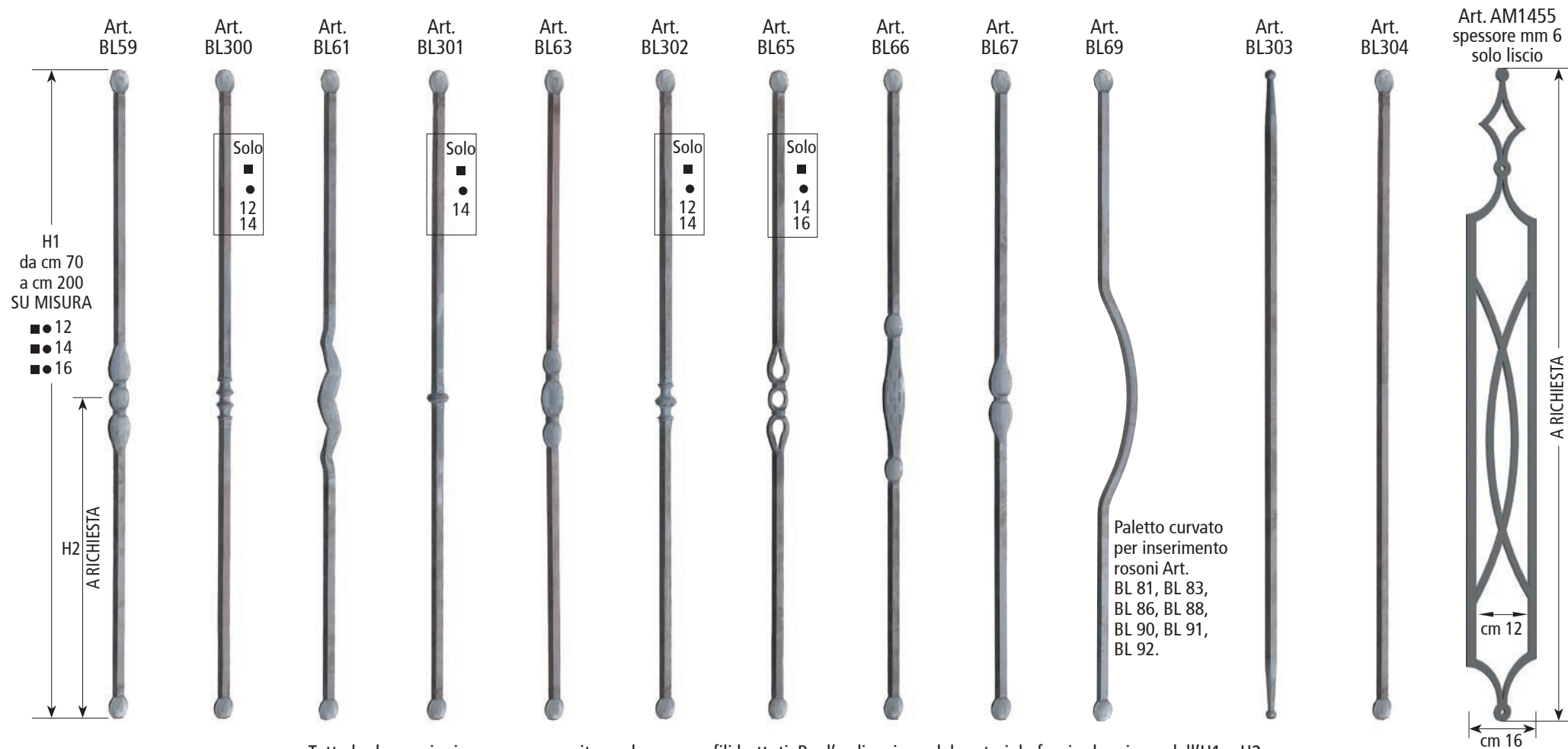
Articolo	BL242			BL243			BL244			BL245			BL246	BL247	BL248	BL249		
Spessore ■	12	14	16	12	14	16	12	14	16	12	14	16	14	14	14	12	14	16
Altezza mm	230	250	250	240	250	250	205	210	220	150	150	150	210	240	270	150	150	150



Articolo	BL242			BL243			BL244			BL245			BL246	BL247	BL248	BL249		
Spessore ●	12	14	16	12	14	16	12	14	16	12	14	16	14	14	14	12	14	16
Altezza mm	230	250	250	240	250	250	205	210	220	150	150	150	210	240	270	150	150	150

VERTICALI DECORATIVI PER CANCELLI E RECINZIONI


DECORATIVE STAKES FOR FENCES



Tutte le decorazioni vengono eseguite anche con profili battuti. Per l'ordinazione del materiale fornire le misure dell'H1 e H2.

PANNELLI DECORATIVI IN LAMIERA PER BASE CANCELLI

DECORATIVE METAL SHEET



Art. BL270 SPESSORE MM 4 - MM 6 – Si forniscono solo lisce



Art. BL271
SPESSORE MM 4 - MM 6
Si forniscono solo lisce



Art. BL272 SPESSORE MM 4 - MM 6 – Si forniscono solo lisce




Art. BL273
SPESSORE MM 4 - MM 6
Si forniscono solo lisce



STAFFA E BULLONE DI COLLEGAMENTO PER PANNELLI IN LAMIERA

Art. BL280



Staffa di fissaggio
su colonna e pannello
in lamiera
Dim. mm 120x40
spessore mm 4 Foro mm 12
spessore mm 6 Foro mm 13
Grezzo

Art. BL370



Bulloni per staffe
di fissaggio pannelli
in lamiera



Art. BL274 SPESSORE MM 4 - MM 6 – Si forniscono solo lisce



Art. BL275
SPESSORE MM 4 - MM 6
Si forniscono solo lisce



Art. BL276 SPESSORE MM 4 - MM 6 – Si forniscono solo lisce



Art. BL277
SPESSORE MM 4 - MM 6
Si forniscono solo lisce




Fori su richiesta: indicare le relative misure

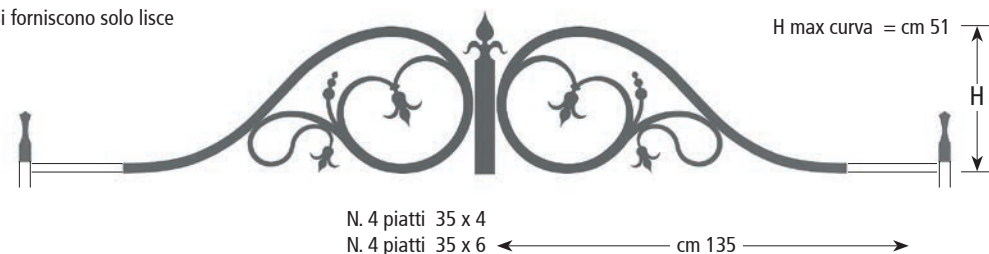
CURVE DECORATIVE PER CANCELLI

DECORATIVE GATE TOPS

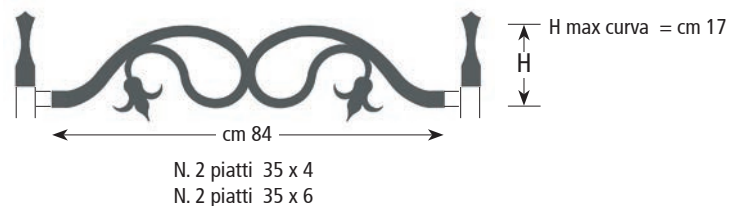
Art. BL250
Si forniscono anche battute




Art. BL251
Si forniscono solo lisce




Art. BL252
Si forniscono solo lisce



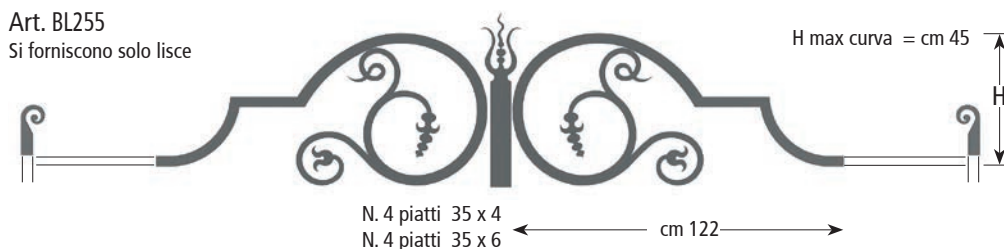
Art. BL253
Si forniscono solo lisce



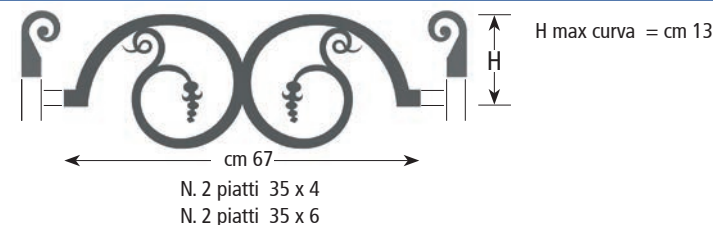
Art. BL254
Si forniscono solo lisce



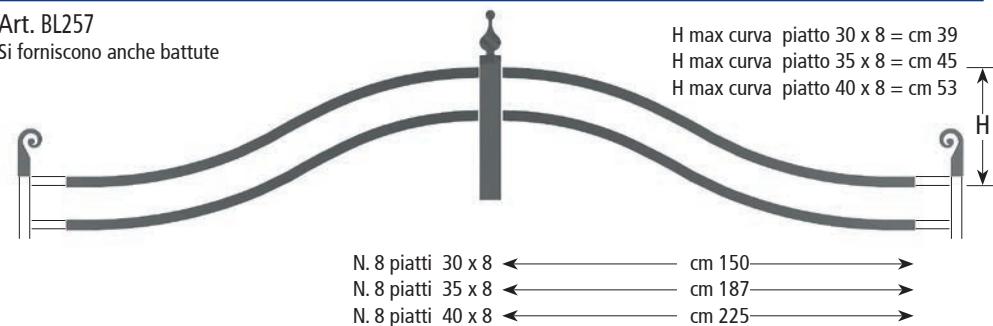
Art. BL255
Si forniscono solo lisce



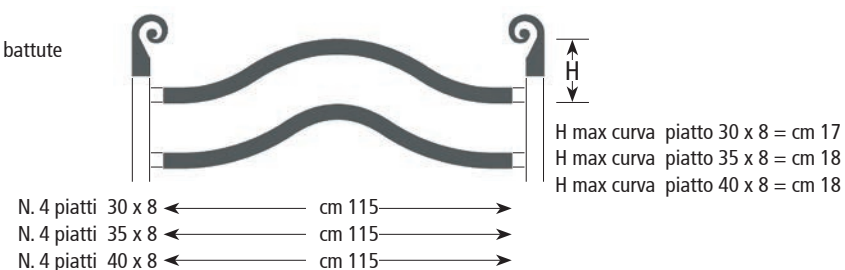
Art. BL256
Si forniscono solo lisce



Art. BL257
Si forniscono anche battute



Art. BL258
Si forniscono anche battute




Le misure della lunghezza e dell'altezza delle curve possono subire delle leggere variazioni durante la lavorazione.

CURVE DECORATIVE PER CANCELLI

DECORATIVE GATE TOPS

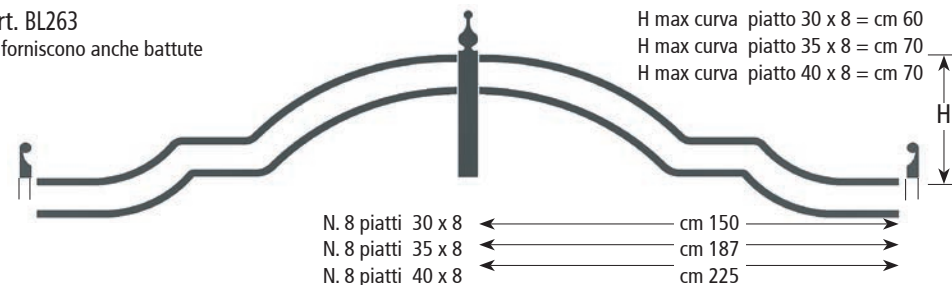
Art. BL259

Si forniscono solo lisce




Art. BL263

Si forniscono anche battute



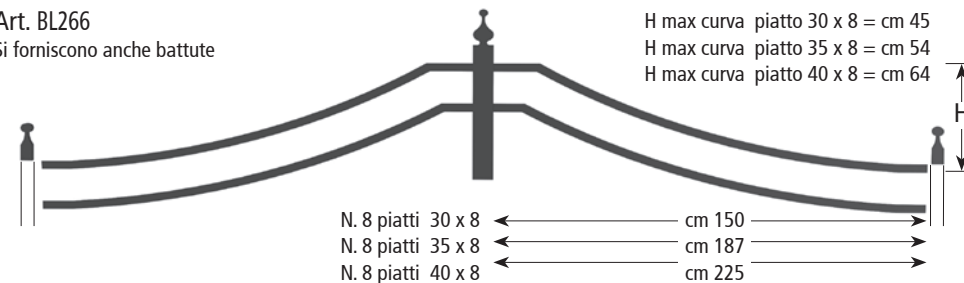
Art. BL260

Si forniscono solo lisce



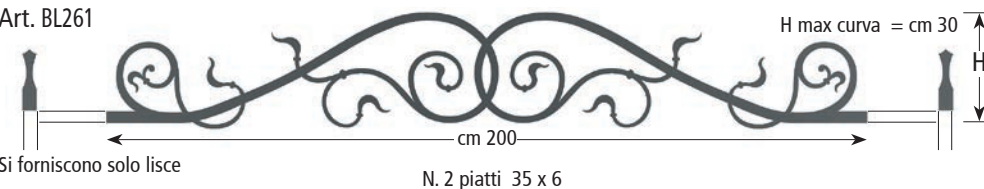
Art. BL266

Si forniscono anche battute



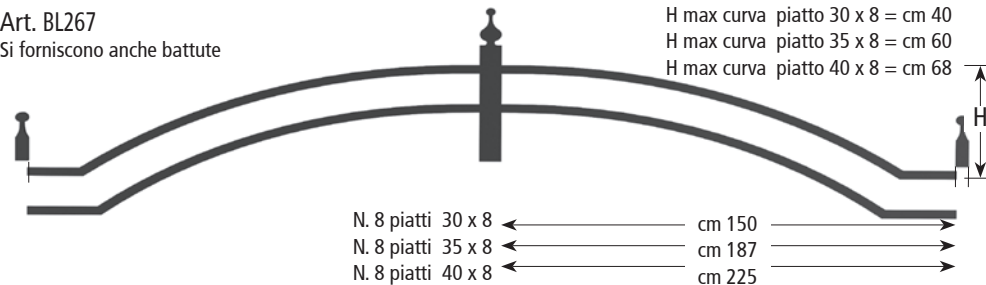
Art. BL261

Si forniscono solo lisce



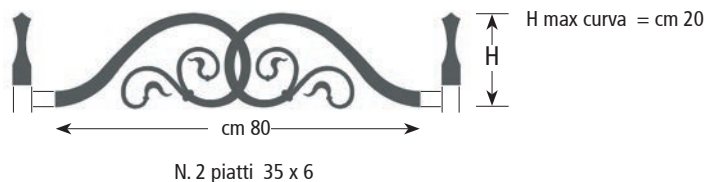
Art. BL267

Si forniscono anche battute



Art. BL262

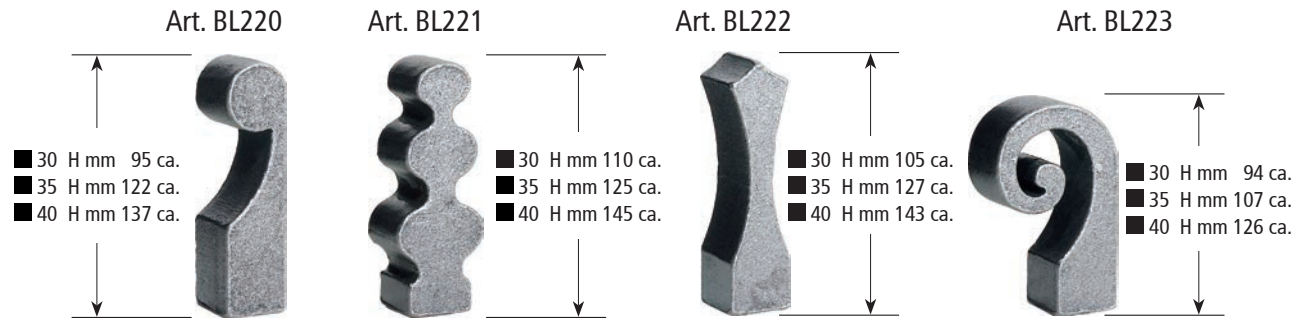
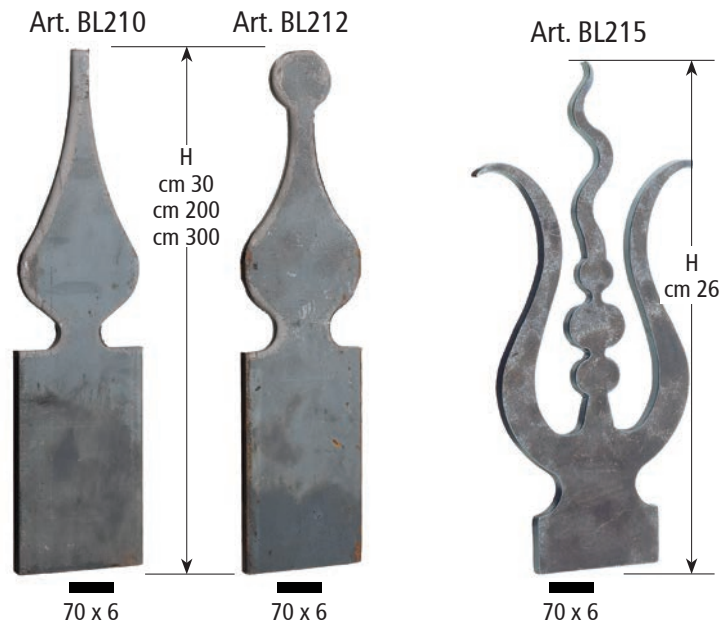
Si forniscono solo lisce



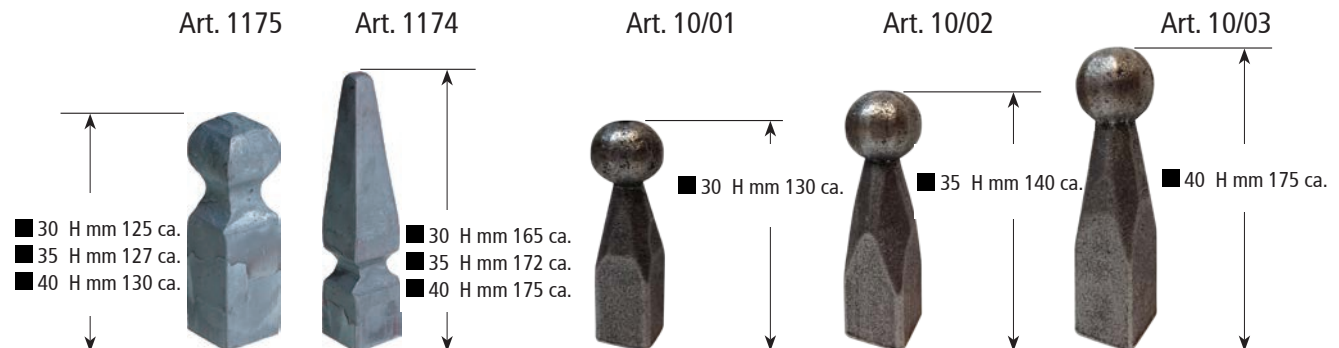
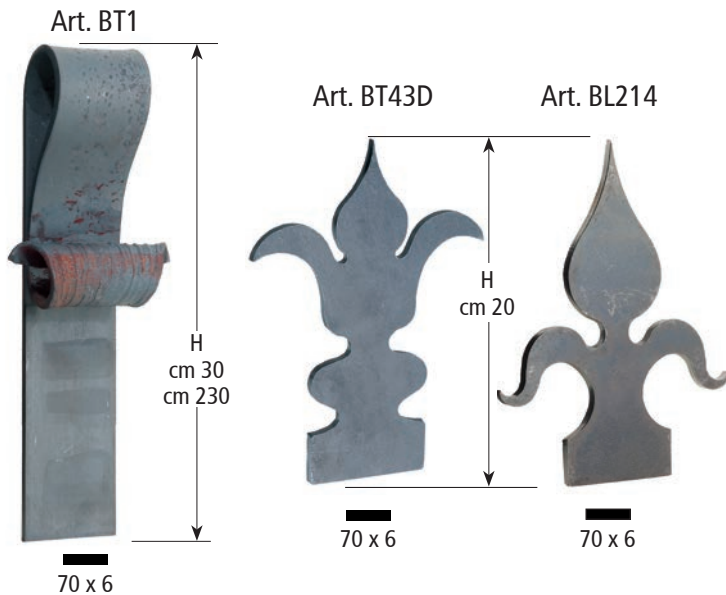
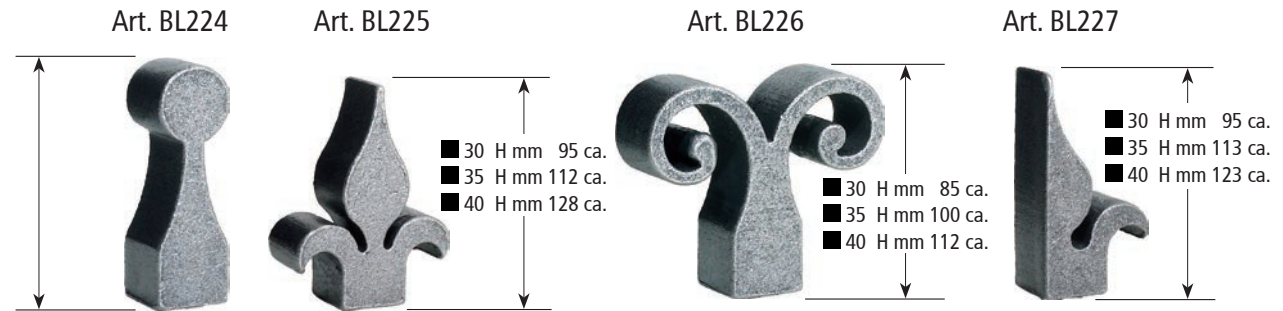
Le misure della lunghezza e dell'altezza delle curve possono subire delle leggere variazioni durante la lavorazione.

TERMINALI PER BATTENTI E PER MONTANTI

TERMINALS FOR GATES

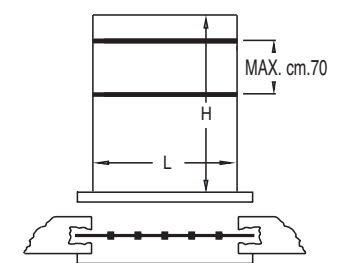
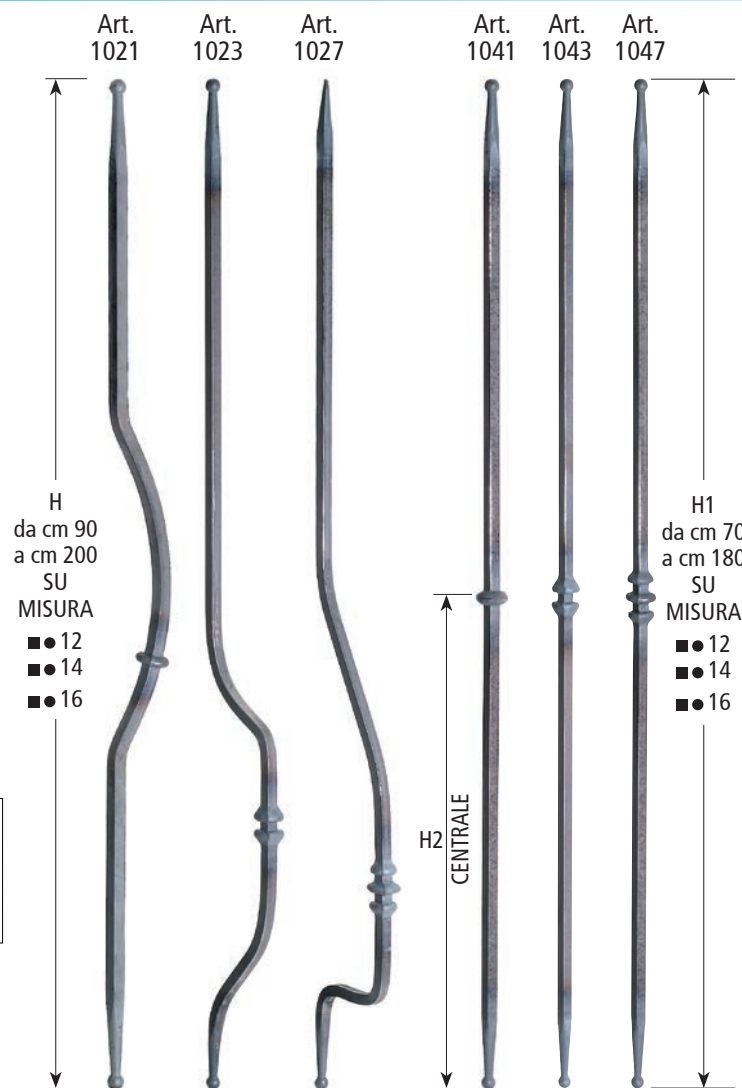
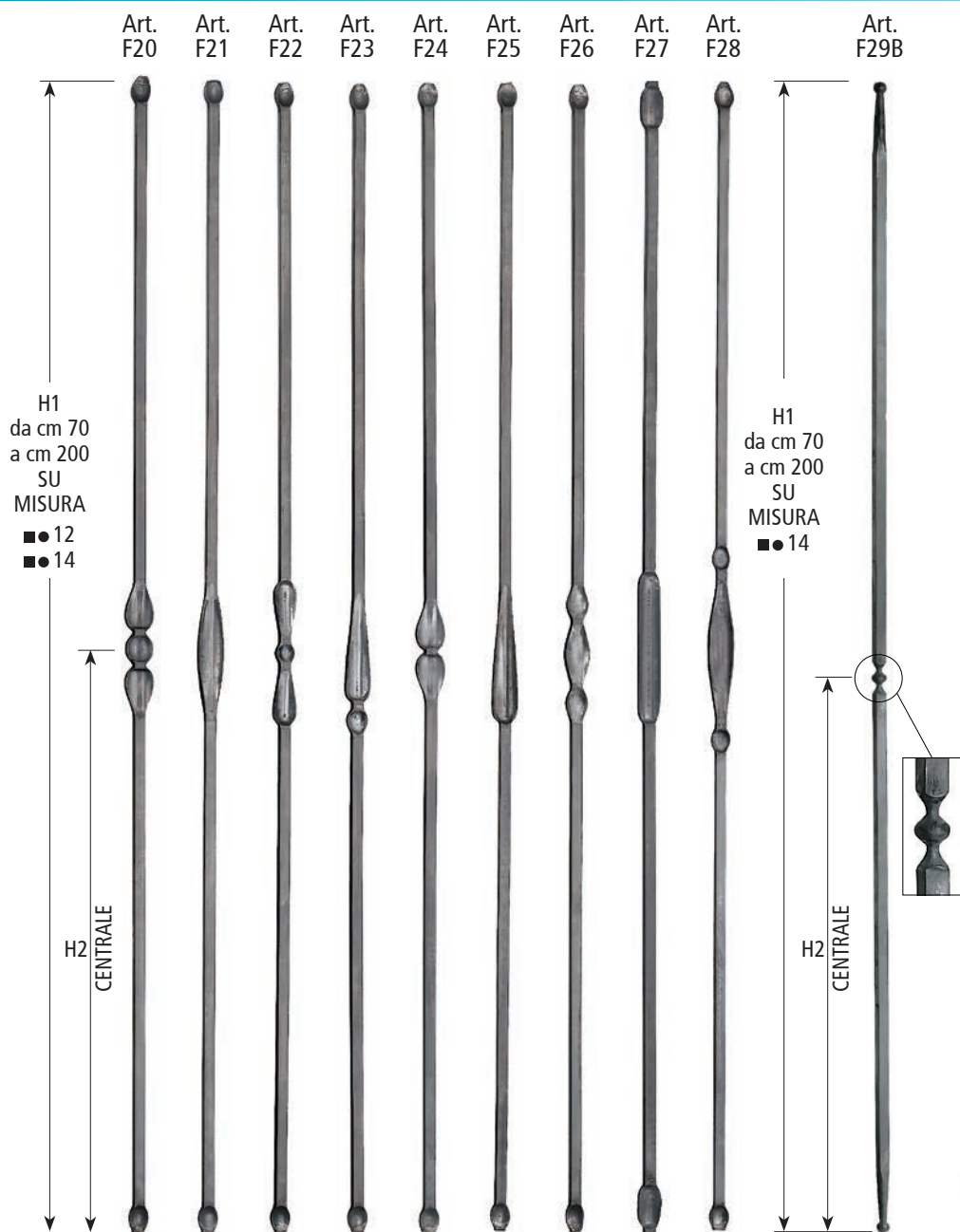


- OSSITAGLIATI - SBAVATI

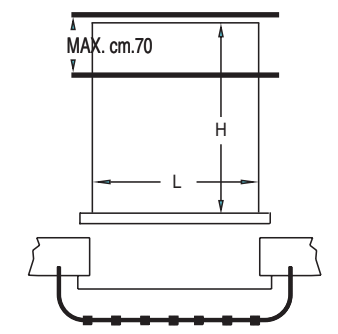


VERTICALI DECORATIVI PER INFERRIATE SPORGENTI ED INTERNE

DECORATIVE STAKES FOR EXTERIOR AND INTERIOR GRATES



Per l'ordinazione delle inferriate interne Artt. 1007, 1015 è sufficiente specificare le misure H e L luce interna finestra.
Vi saranno così forniti i verticali e i trasversali SU MISURA.

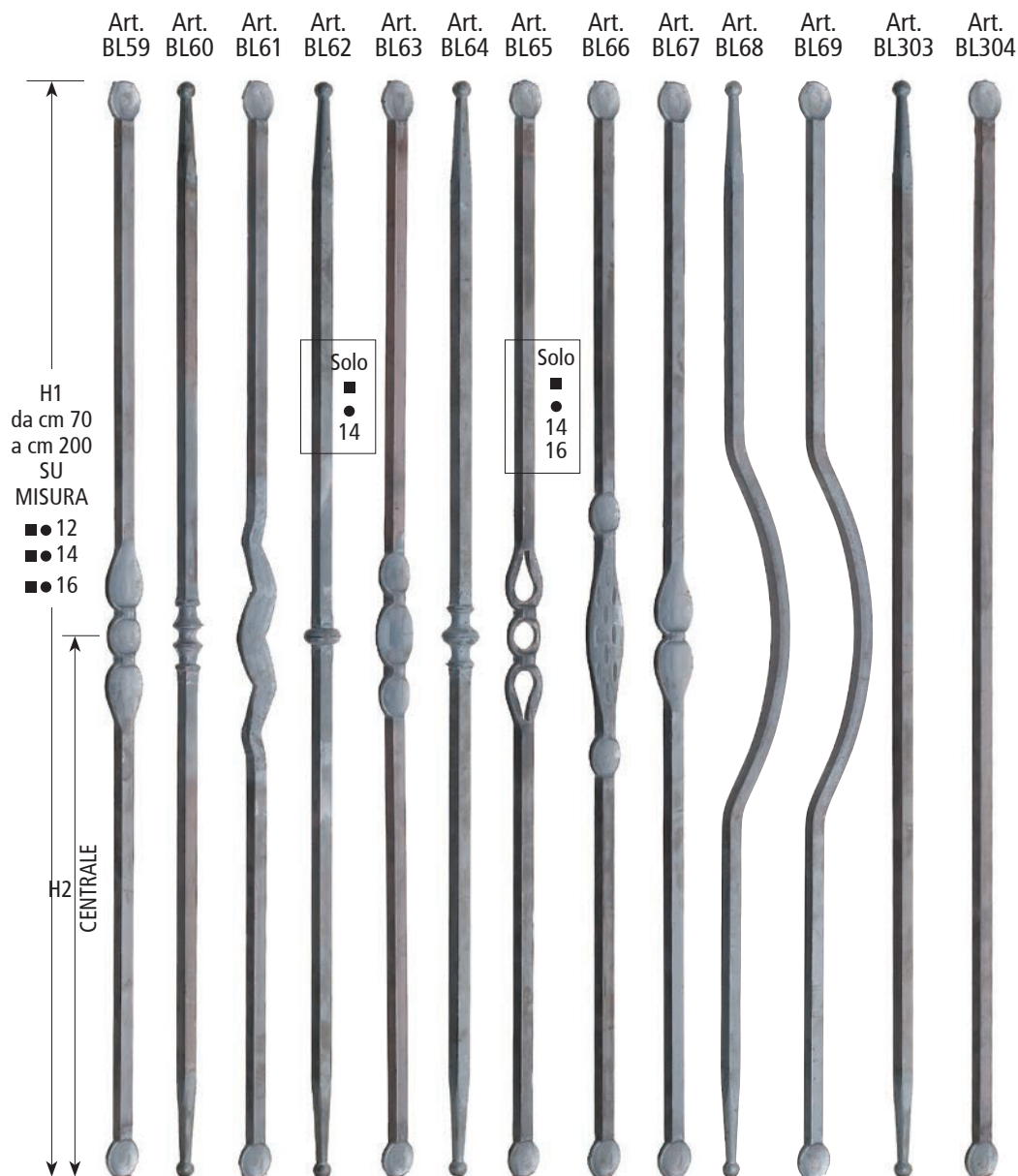


Per l'ordinazione delle inferriate sporgenti Artt. 1006, 1014 è sufficiente specificare le misure H e L luce interna finestra.
Vi saranno così forniti i verticali e i trasversali SU MISURA.

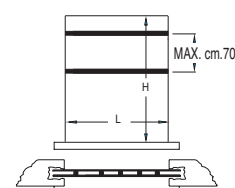
LANCIA E DECORO STAMPATI A FREDDO

VERTICALI DECORATIVI PER INFERRIATE SPORGENTI ED INTERNE

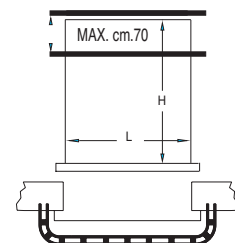
DECORATIVE STAKES FOR EXTERIOR AND INTERIOR GRATES



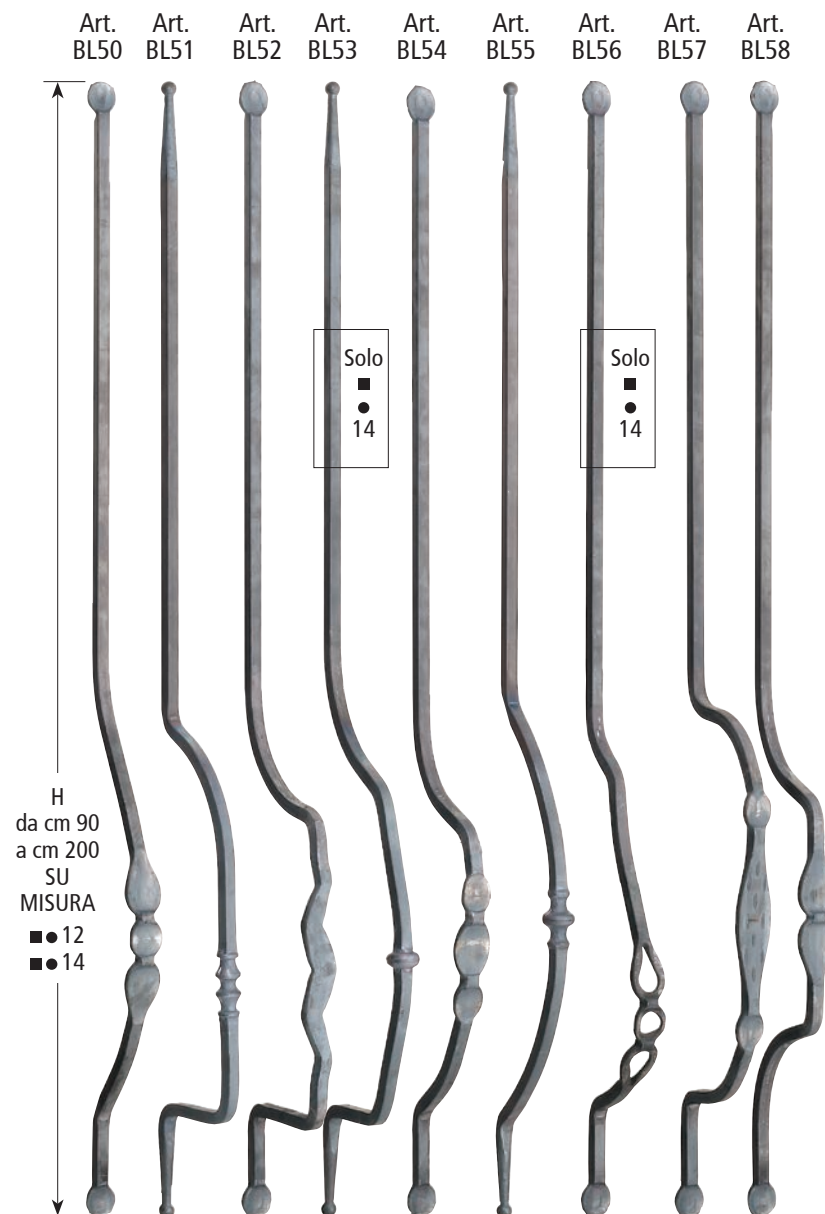
Paletti curvati per
inserimento rosoni
Art. BL81, BL83, BL86,
BL88, BL90, BL91, BL92.



Per l'ordinazione
delle inferriate
interne Artt. BL1, BL6,
BL11, BL16, BL21, BL26,
BL31, BL36, BL41, BL340,
BL345, BL350, BL355,
BL360 è sufficiente
specificare le misure H e L
luce interna finestra.
Vi saranno così forniti
i verticali e i trasversali
SU MISURA.



Per l'ordinazione
delle inferriate
sporgenti Artt. BL3, BL8,
BL13, BL18, BL23, BL28,
BL33, BL38, BL43, BL342,
BL347, BL352, BL357,
BL362 è sufficiente
specificare le misure H e L
luce interna finestra.
Vi saranno così forniti
i verticali e i trasversali
SU MISURA.



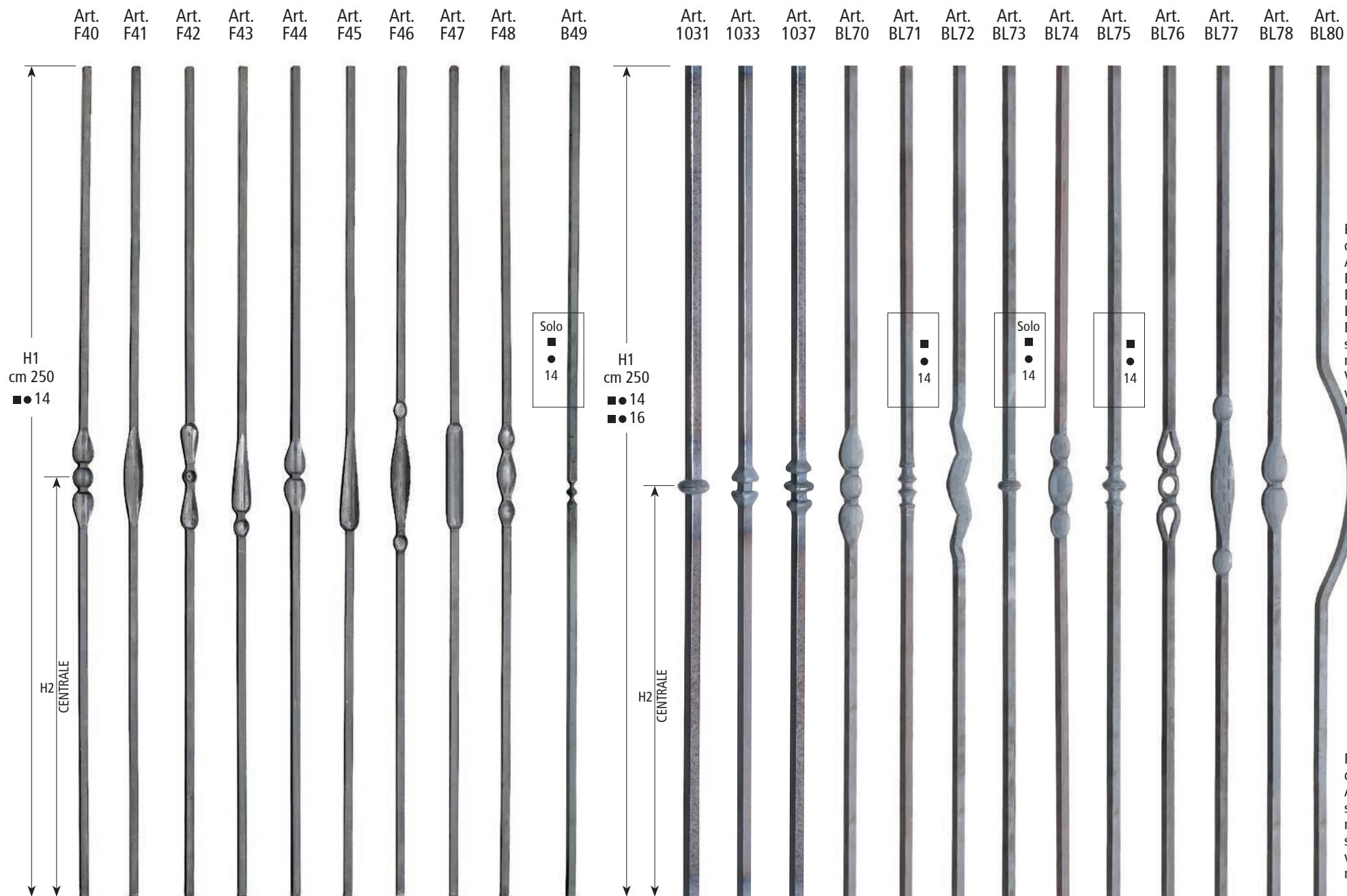
Art.
BL 49

Si forniscono SU MISURA
■ 25 x 6

Tutte le decorazioni vengono eseguite anche con profili battuti.

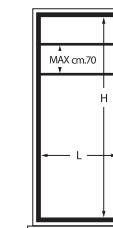
VERTICALI DECORATIVI PER CANCELLETTI PORTA

DECORATIVE STAKES FOR SECURITY GATES



Per l'ordinazione dei cancelletti porta Artt. BL2, BL7, BL12, BL17, BL22, BL27, BL32, BL37, BL42, BL341, BL346, BL351, BL356, BL361 è sufficiente comunicare le misure H e L luce foro. Vi saranno così forniti verticali e trasversali su misura.

Paletto curvato per inserimento rosoni
Art. BL81, BL83, BL86, BL88, BL90, BL91, BL92.

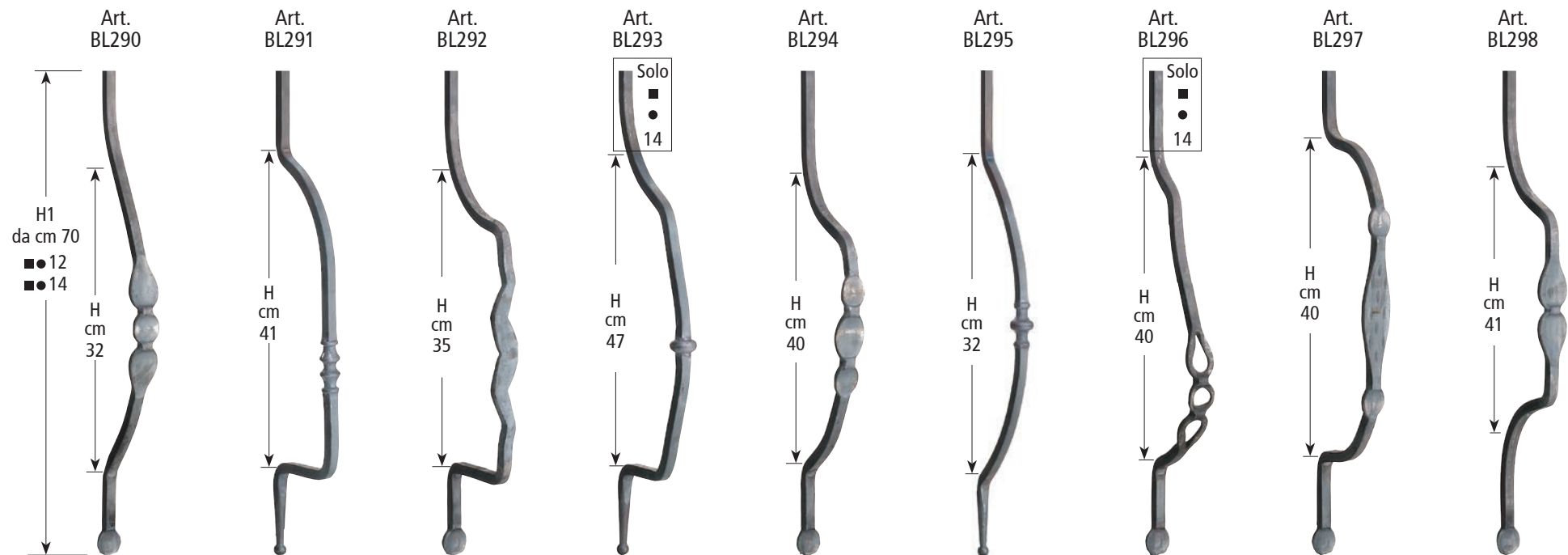


Per l'ordinazione dei cancelletti porta Artt. 1008, 1016 è sufficiente comunicare le misure H e L luce foro. Vi saranno così forniti verticali e trasversali su misura.

Tutte le decorazioni vengono eseguite anche con profili battuti.

VERTICALI DECORATIVI PER RINGHIERE AD ALTEZZA RIDOTTA

DECORATIVE STAKES FOR BALUSTRADES LOWER

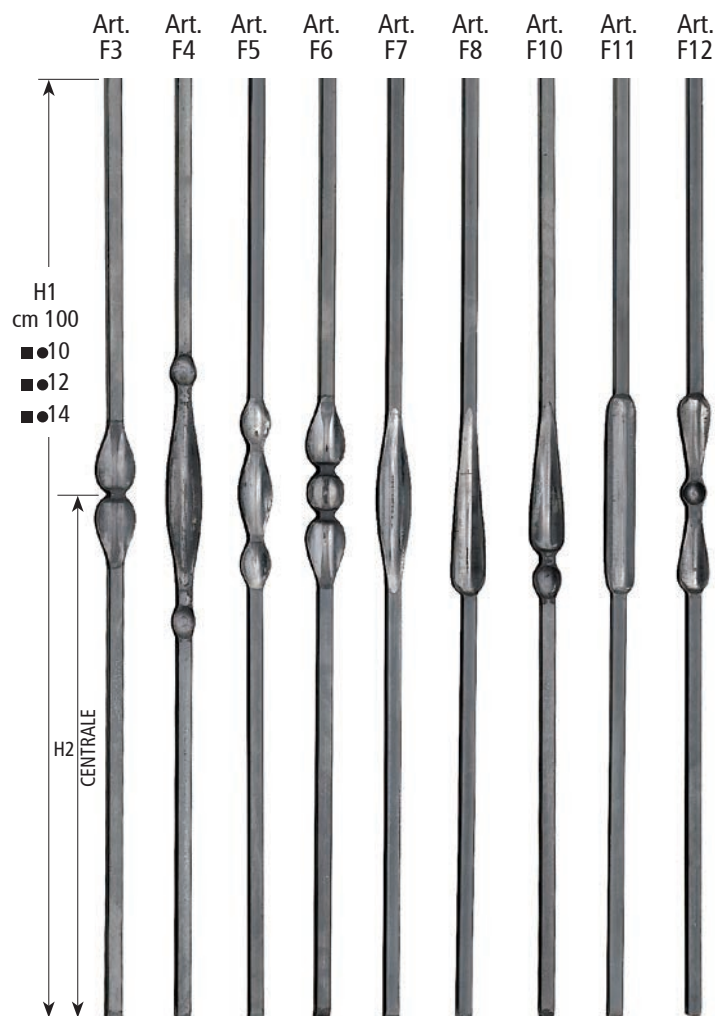


Tutte le decorazioni vengono eseguite anche con profili battuti.

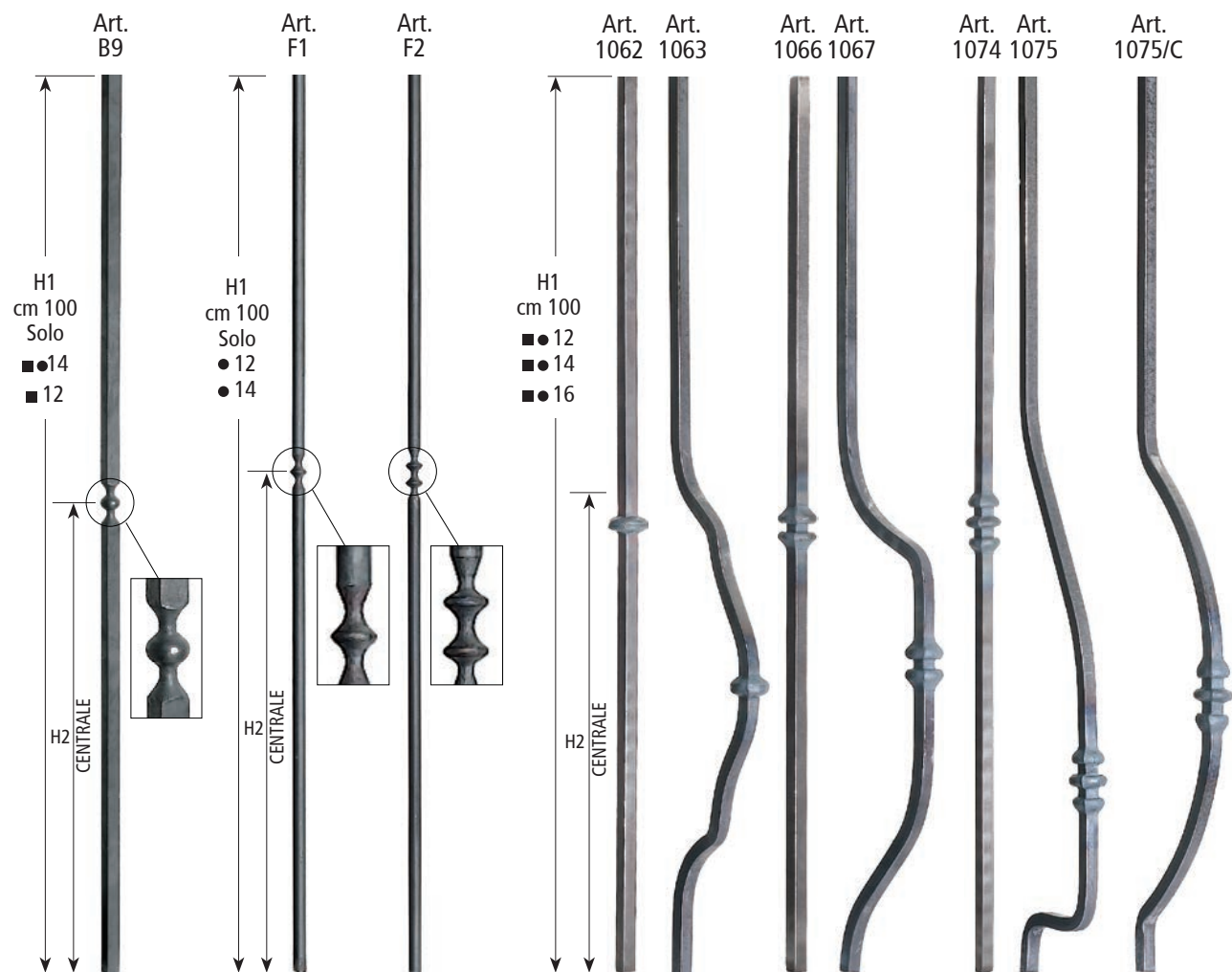
VERTICALI DECORATIVI PER SCALE E BALCONI

DECORATIVE STAKES FOR STAIRCASES AND BALUSTRADES

I PIÙ
CONVE-
NIENTI



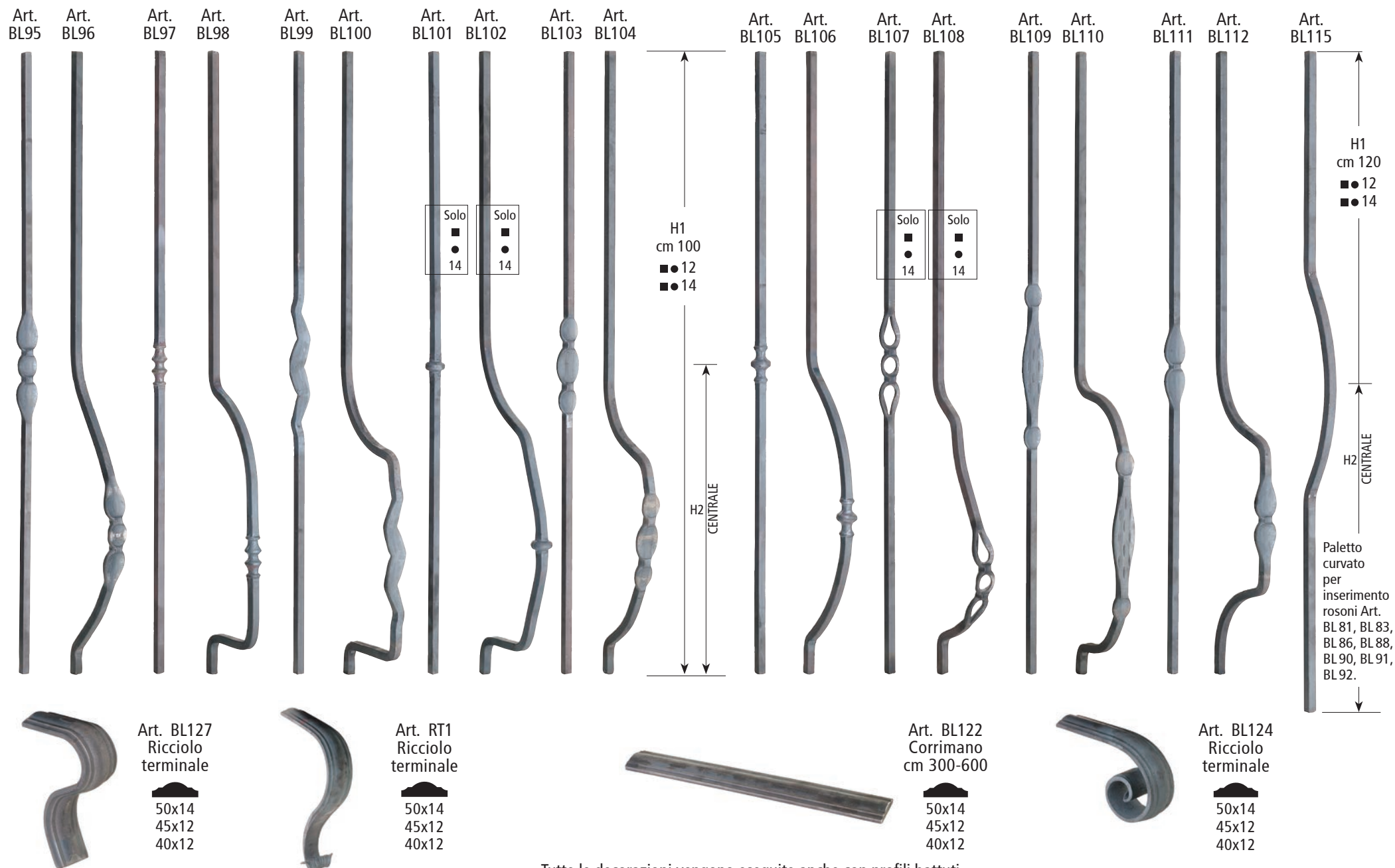
DECORO STAMPATO A FREDDO



Queste decorazioni vengono eseguite anche con profili battuti.

VERTICALI DECORATIVI PER SCALE E BALCONI

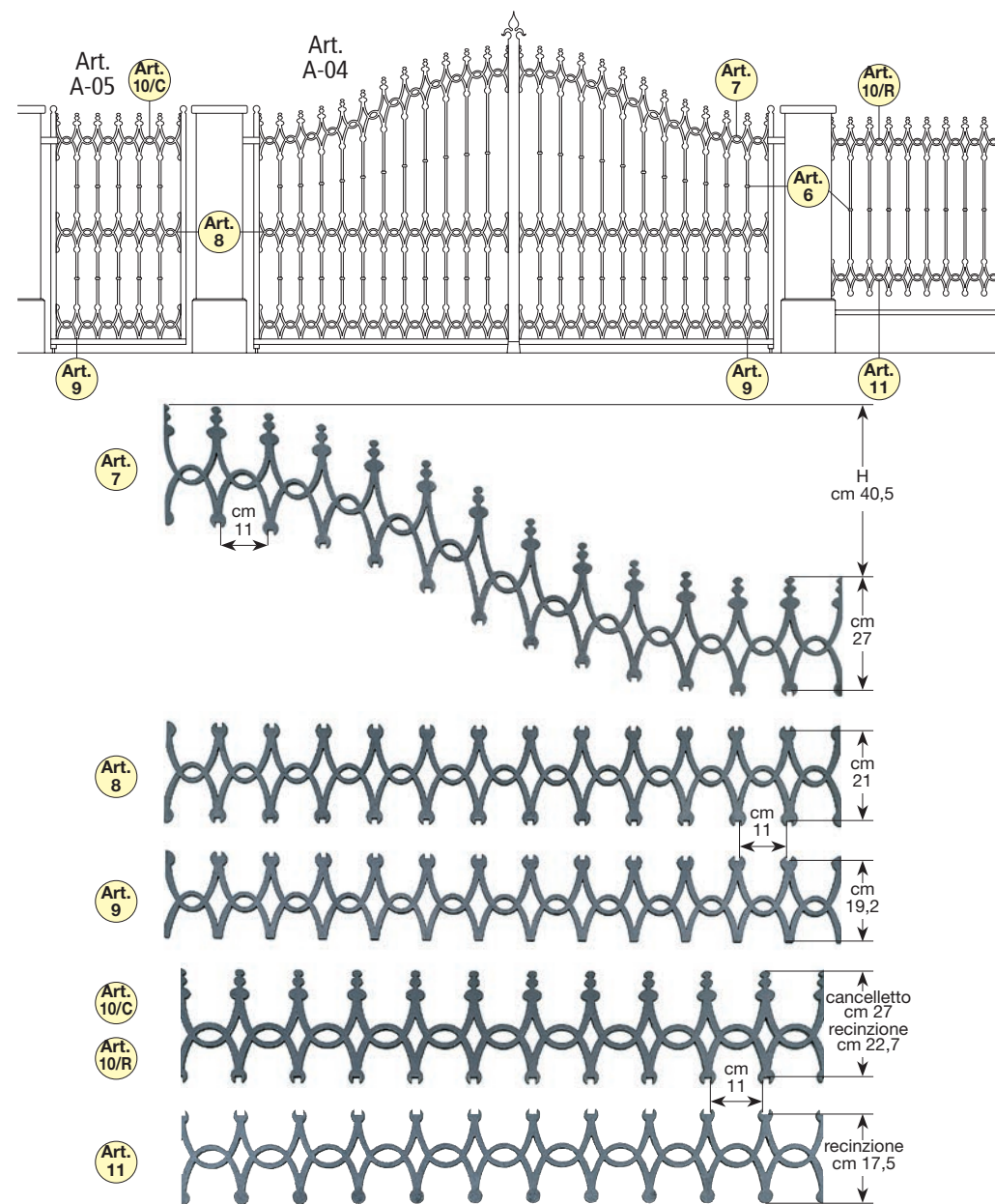
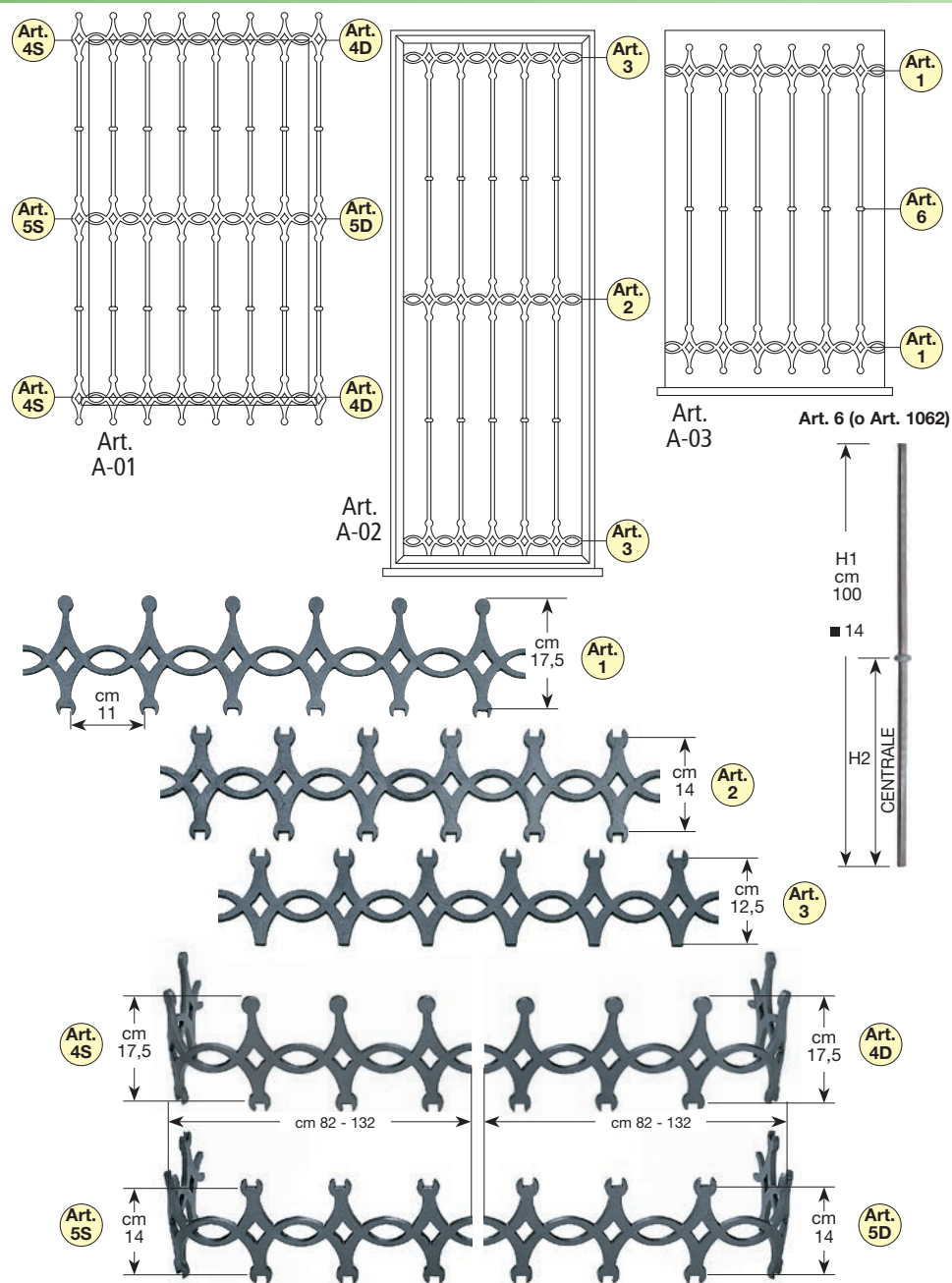
DECORATIVE STAKES FOR STAIRCASES AND BALUSTRADES



Tutte le decorazioni vengono eseguite anche con profili battuti.

FASCE DECORATIVE PANTOGRAFATE

SHEET METAL MOTIFS



Art. 1 - 2 - 3 da cm 100 - 150 - 200 spessore mm 10.

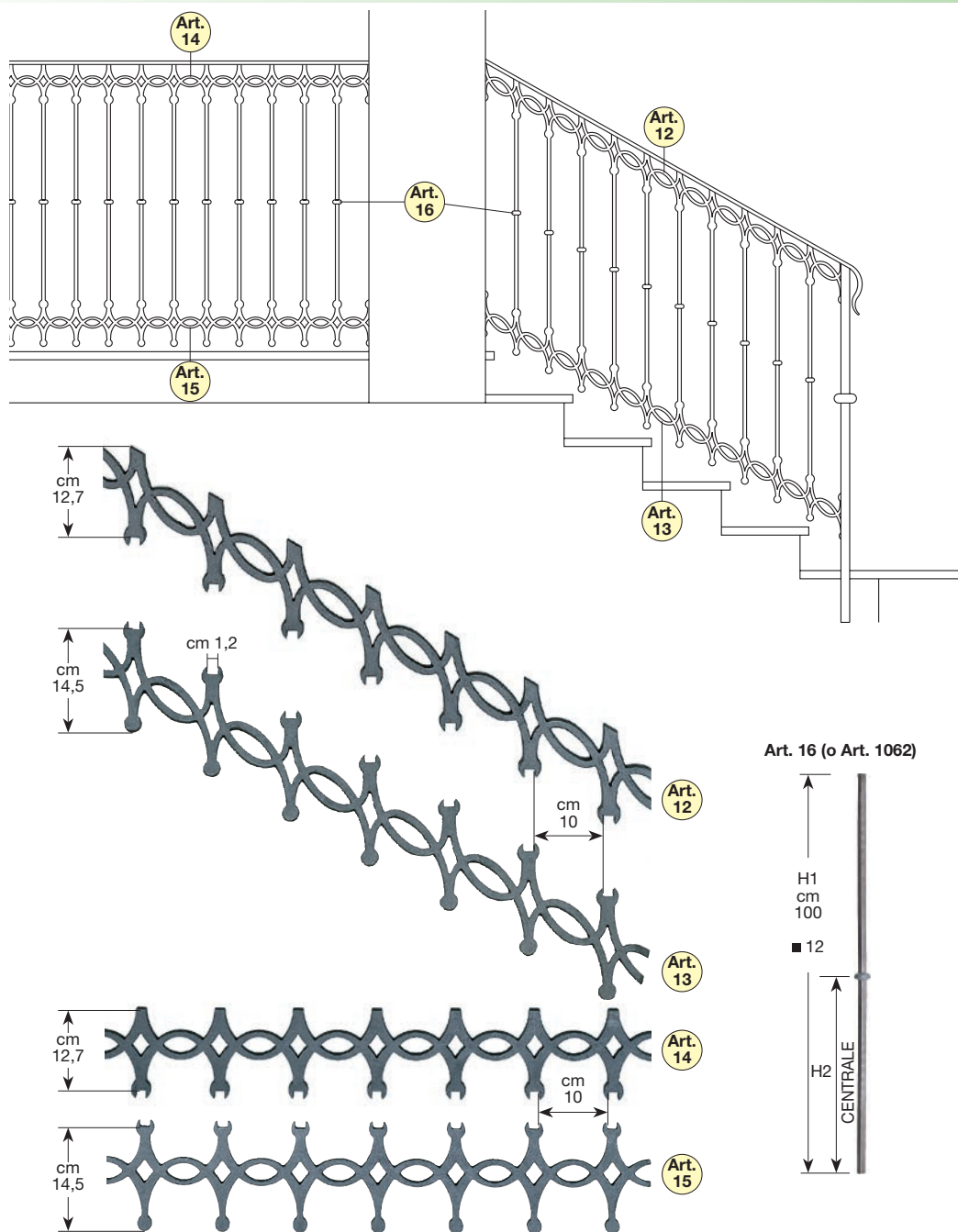
Art. 4S - 4D - 5S - 5D - da cm 100 - 150 spessore mm 10. Vengono forniti piegati su un lato.

Art. 7 da cm 200 - 250 spessore mm 10. Art. 8 - 9 da cm 100 - 150 - 200 - 250 spessore mm 10.

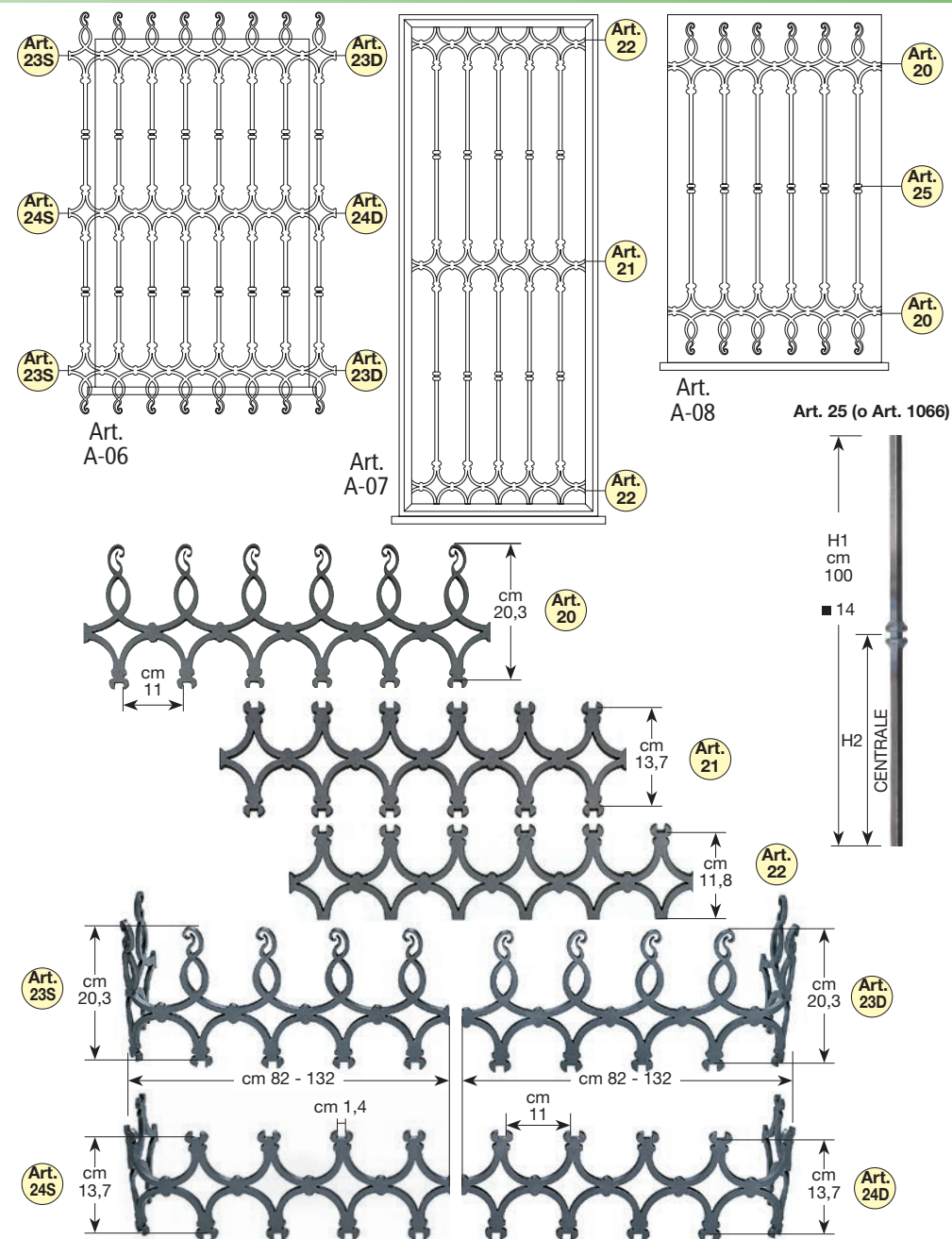
Art. 10 - 11 da cm 100 - 150 - 200 spessore mm 10.

FASCE DECORATIVE PANTOGRAFATE

SHEET METAL MOTIFS




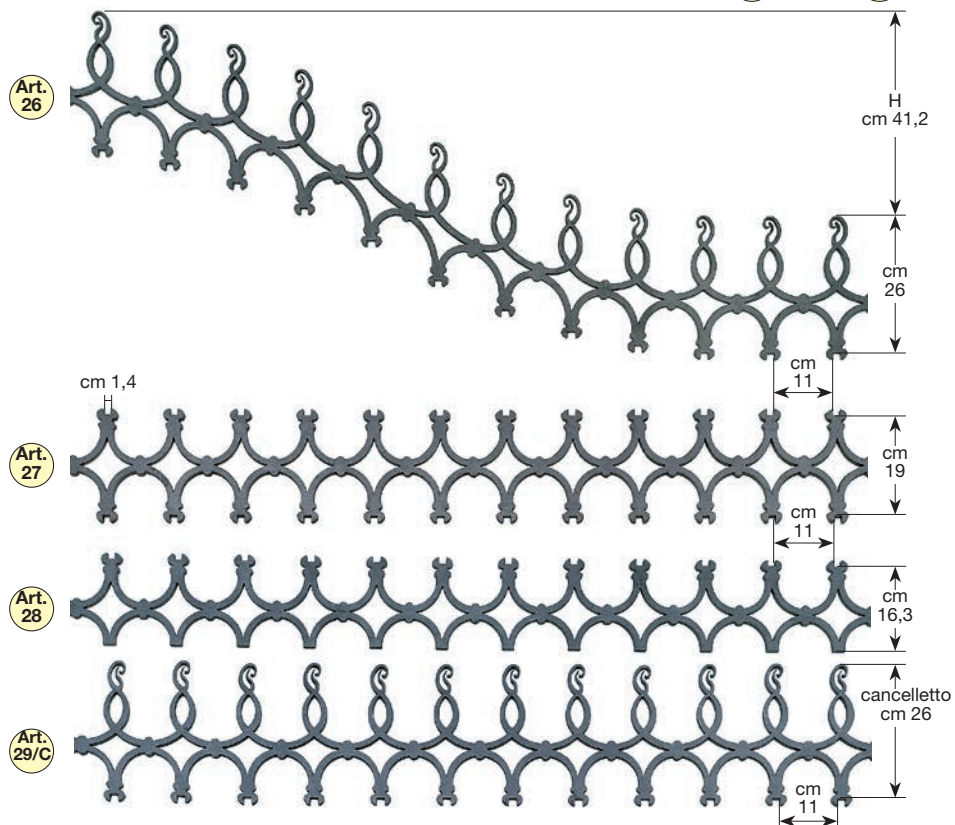
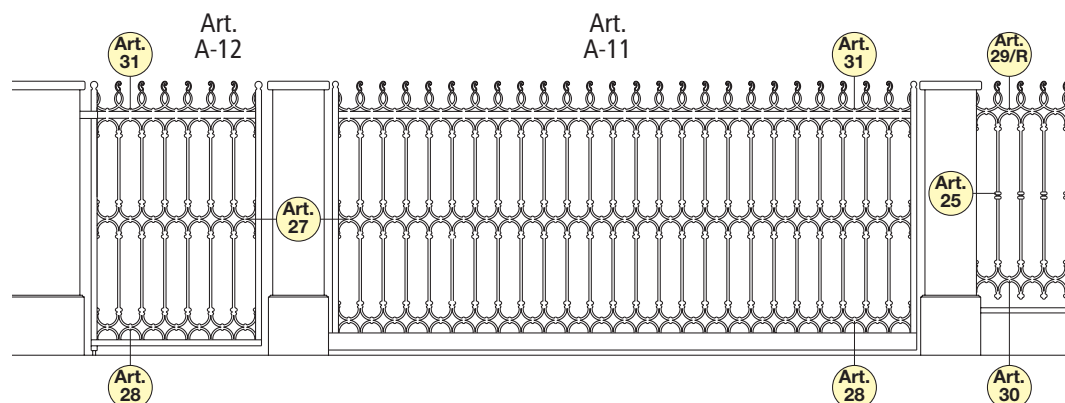
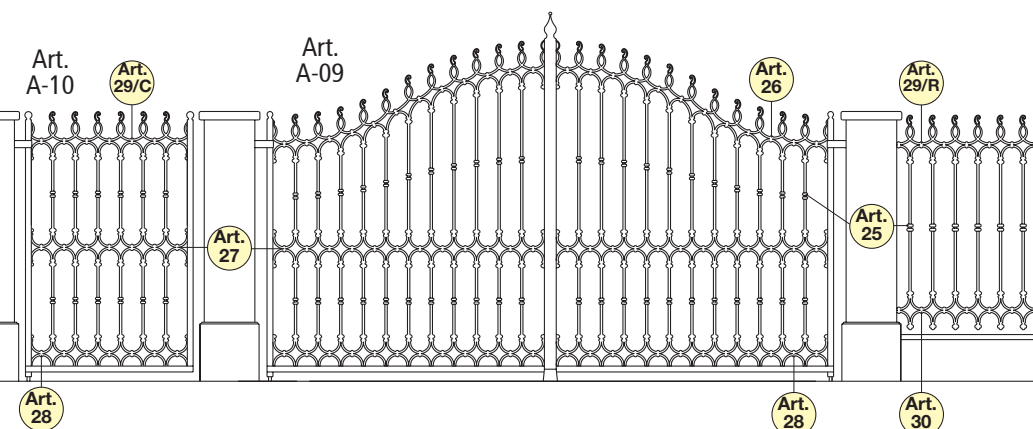
Art. 12 - 13 - 14 - 15 da cm 100 - 150 - 200 spessore mm 10.



Art. 20 - 21 - 22 da cm 100 - 150 - 200 spessore mm 10.
Art. 23D - 23S - 24D - 24S - da cm 100 - 150 spessore mm 10. Vengono forniti piegati su un lato.

FASCE DECORATIVE PANTOGRAFATE

SHEET METAL MOTIFS



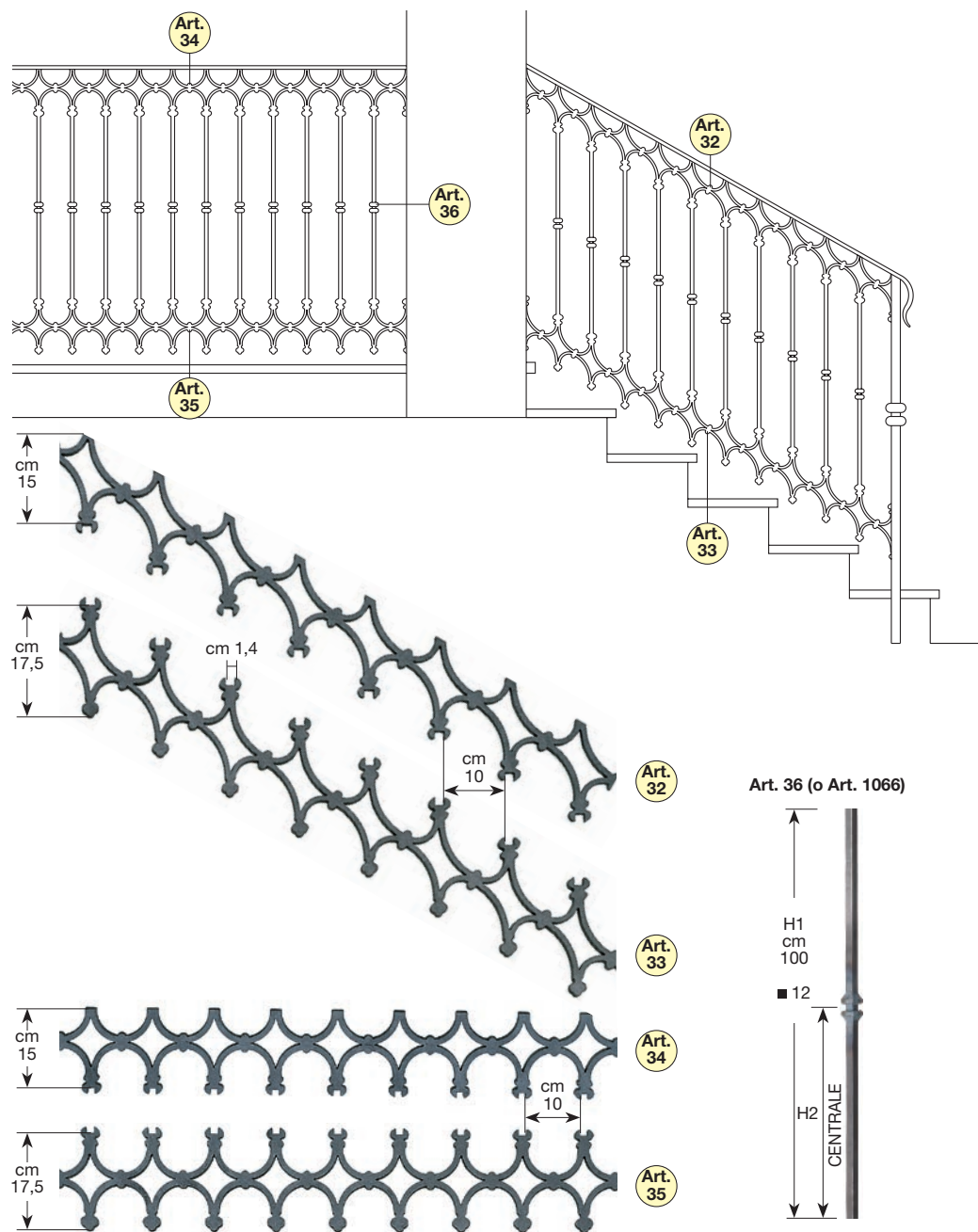
Art. 25 (o Art. 1066)



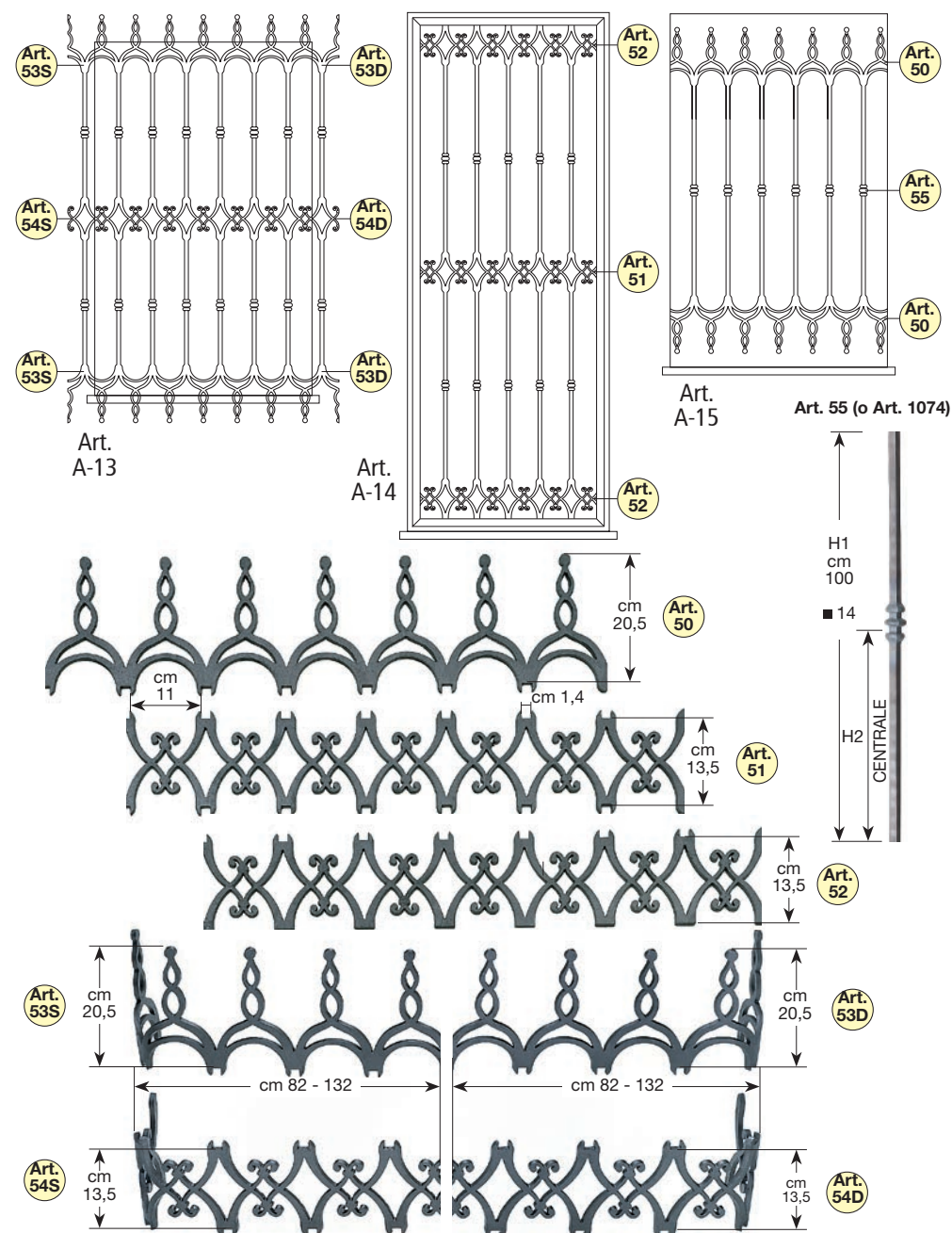
Art. 26 da cm 200 - 250 spessore mm 10. Art. 27 - 28 da cm 100 - 150 - 200 - 250 spessore mm 10.
Art. 29 - 30 da cm 100 - 150 - 200 spessore mm 10. Art. 31 da cm 100 - 150 - 200 - 250 spessore mm 10.

FASCE DECORATIVE PANTOGRAFATE

SHEET METAL MOTIFS



Art. 32 - 33 - 34 - 35 da cm 100 - 150 - 200 spessore mm 10.

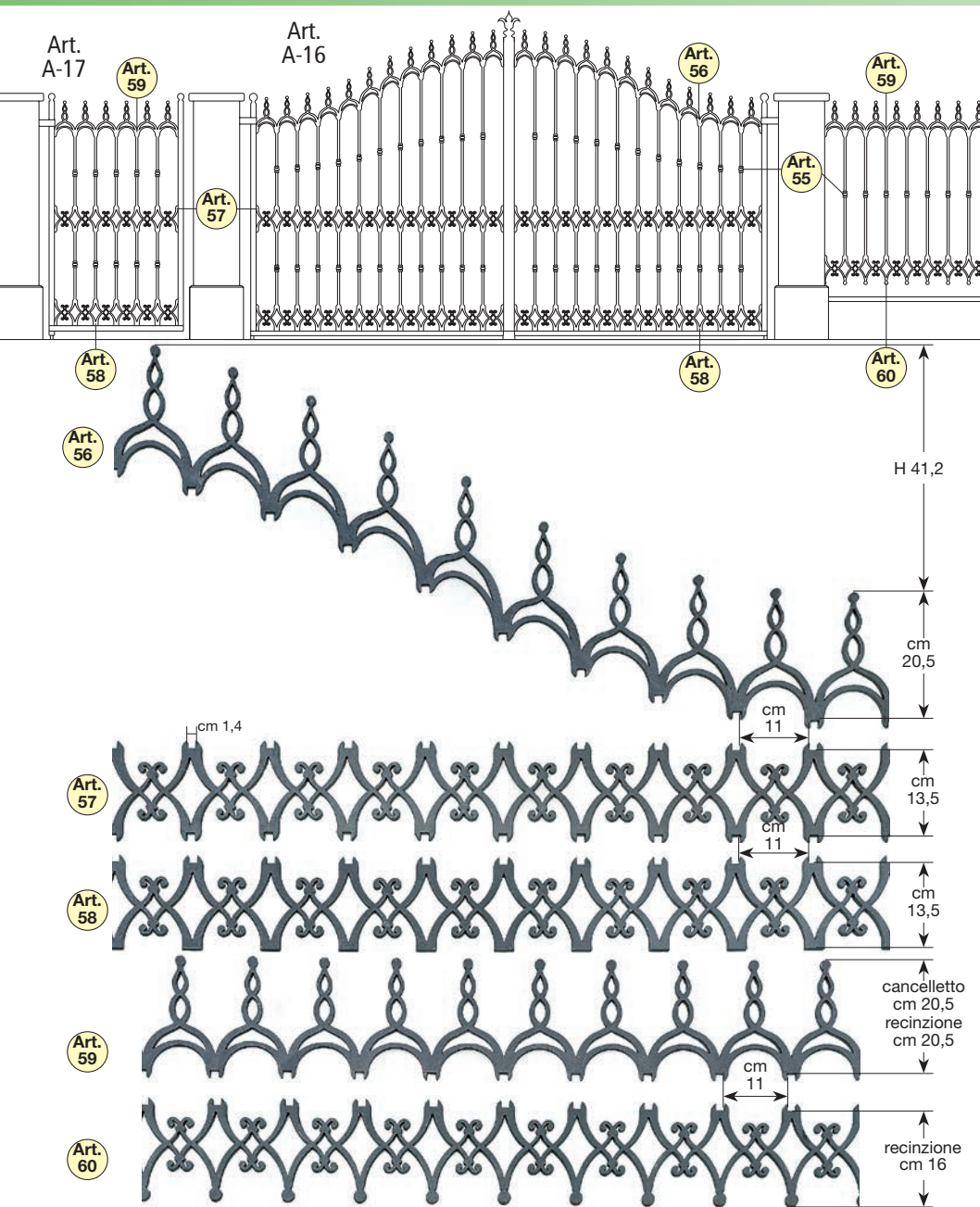


Art. 50 - 51 - 52 da cm 100 - 150 - 200 spessore mm 10

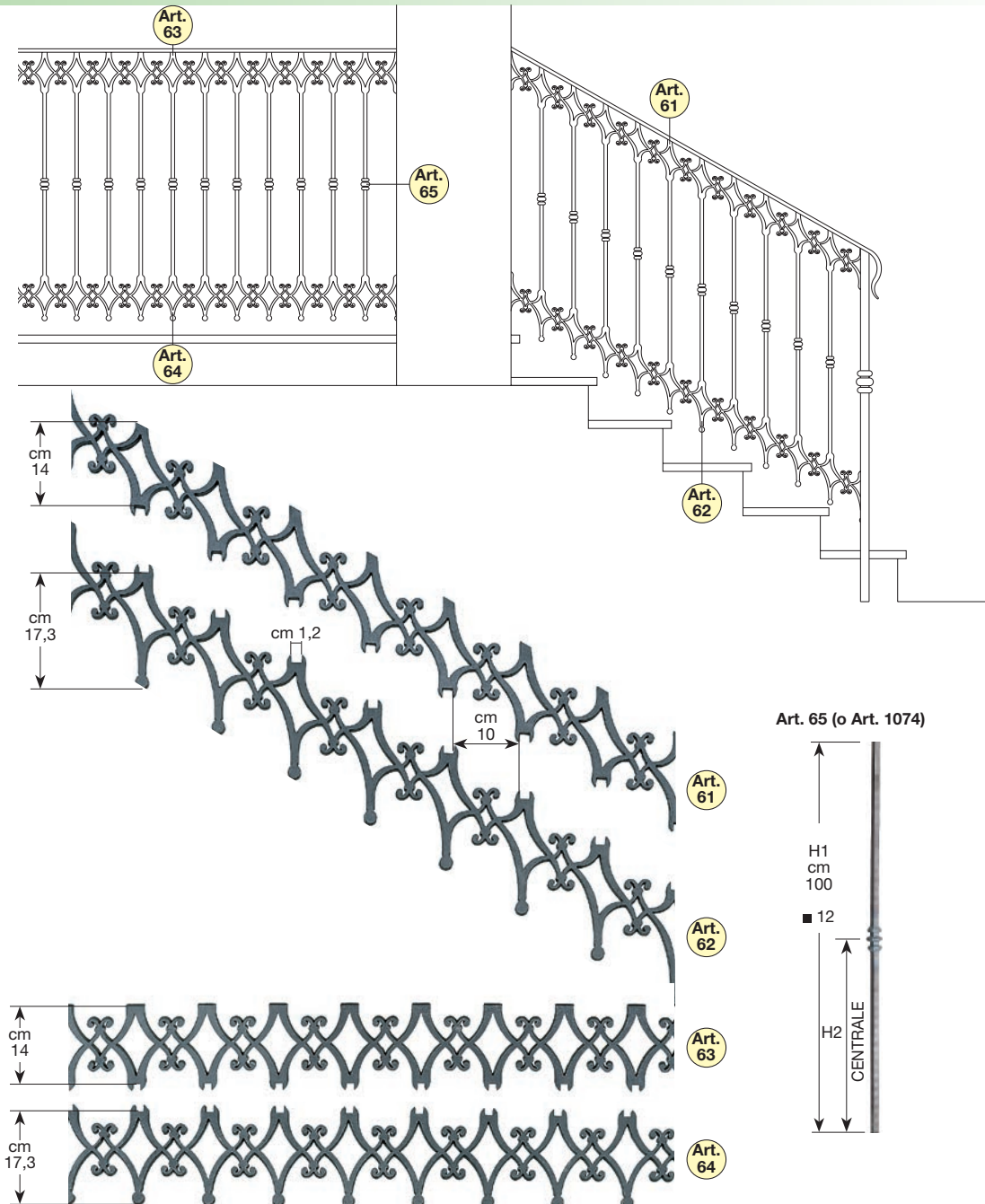
Art. 53D - 53S - 54D - 54S - da cm 100 - 150 spessore mm 10. Vengono forniti piegati su un lato..

FASCE DECORATIVE PANTOGRAFATE

SHEET METAL MOTIFS



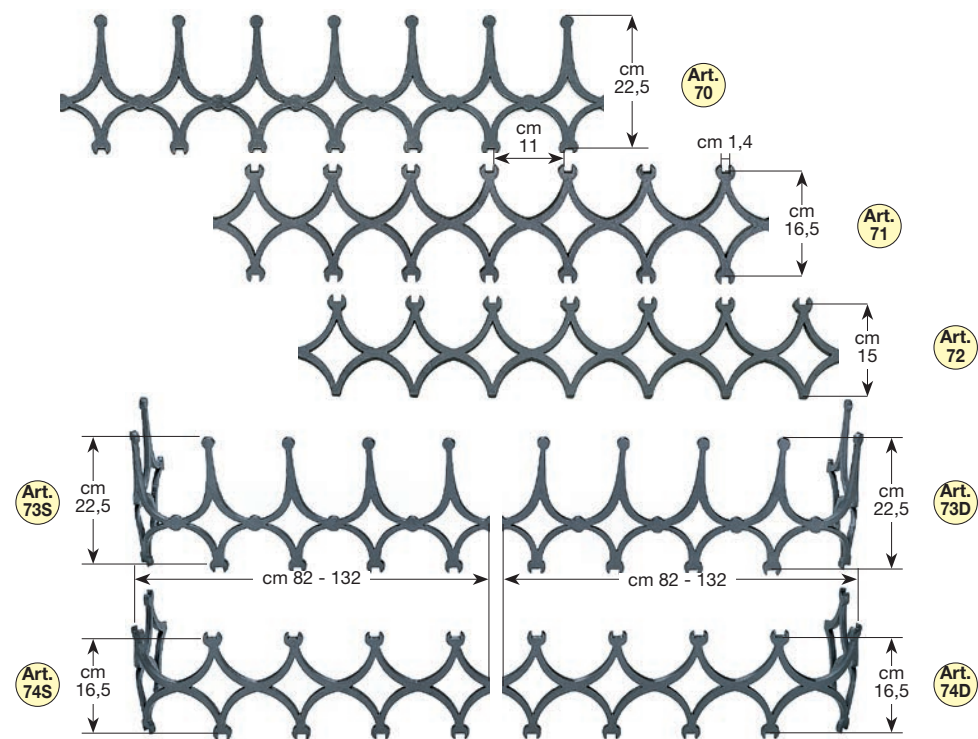
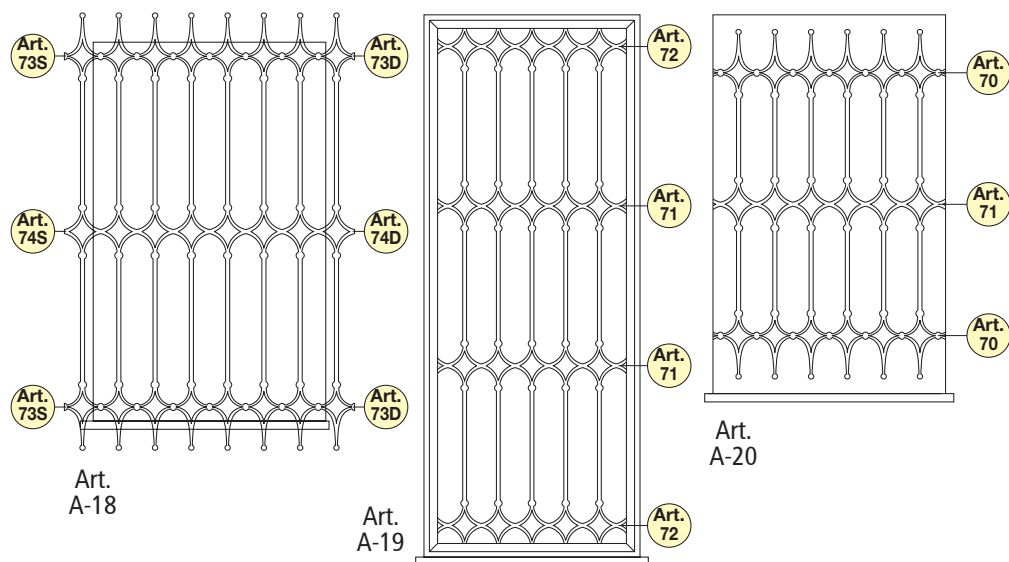
Art. 56 da cm 200 - 250 spessore mm 10. Art. 57 - 58 da cm 100 - 150 - 200 - 250 spessore mm 10.
Art. 59 - 60 da cm 100 - 150 - 200 spessore mm 10.



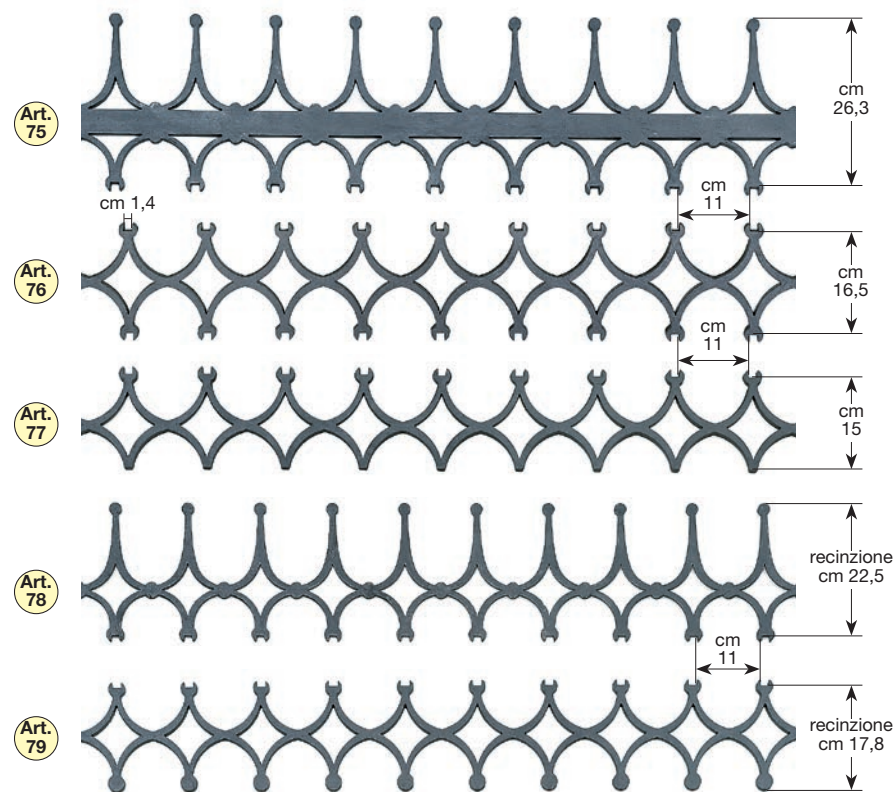
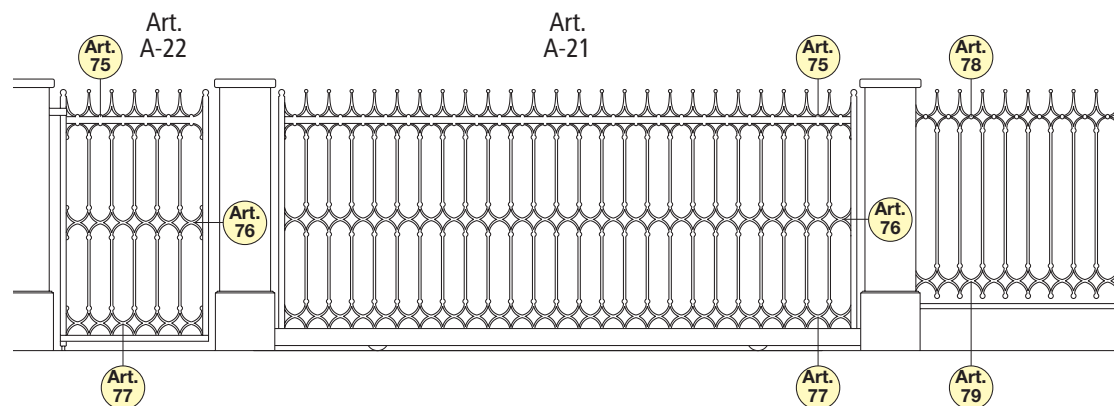
Art. 7 da cm 200 - 250 spessore mm 10. Art. 8 - 9 da cm 100 - 150 - 200 - 250 spessore mm 10.
Art. 10 - 11 da cm 100 - 150 - 200 spessore mm 10.

FASCE DECORATIVE PANTOGRAFATE

SHEET METAL MOTIFS



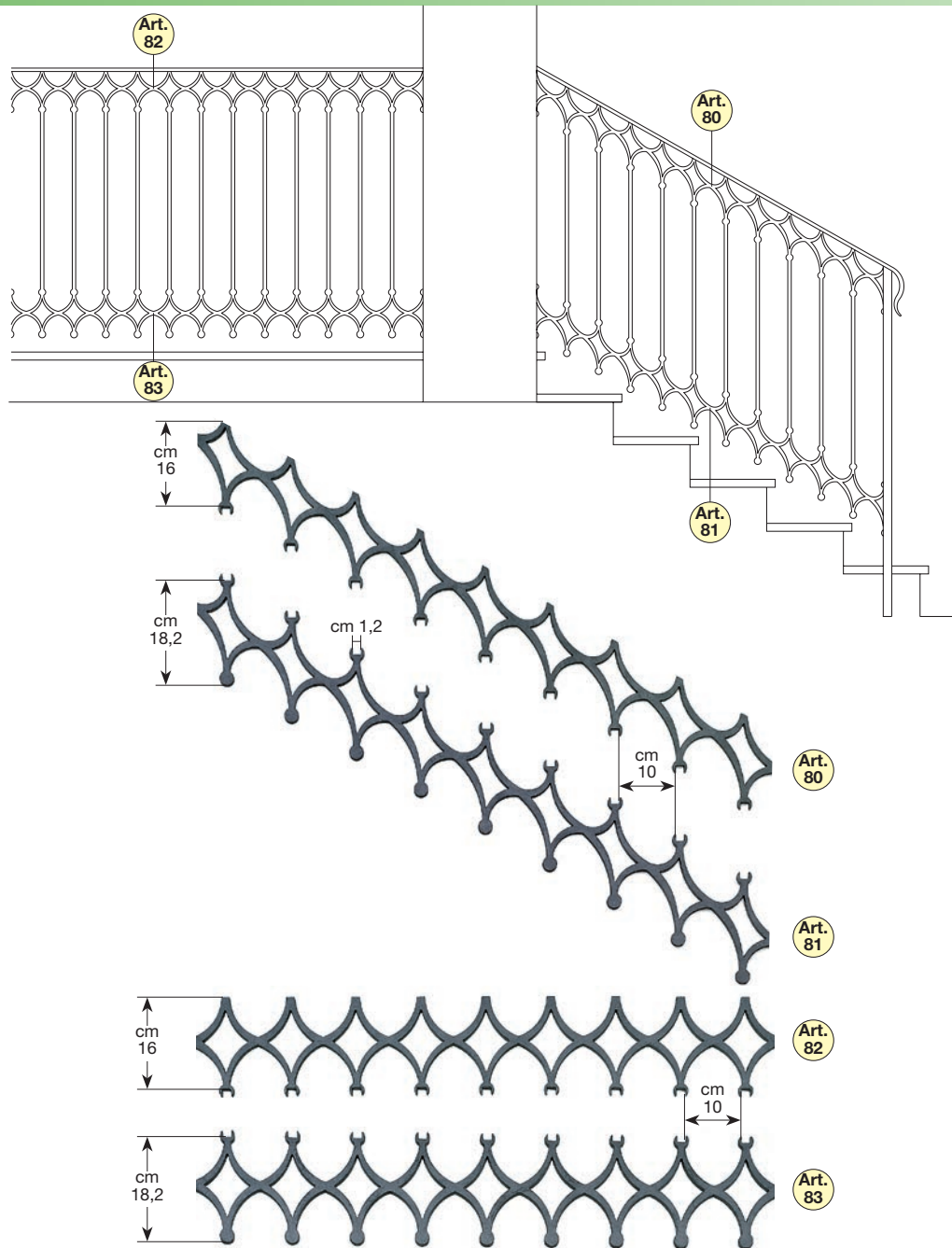
Art. 70 - 71 - 72 da cm 100 - 150 - 200 spessore mm 10.
Art. 73D - 73S - 74D - 74S da cm 100 - 150 spessore mm 10. Vengono forniti piegati su un lato.



Art. 75 da cm 100 - 150 - 200 - 250 spessore mm 10.
Art. 76 - 77 da cm 100 - 150 - 200 - 250 spessore mm 10.
Art. 78 - 79 da cm 100 - 150 - 200 spessore mm 10.

FASCE DECORATIVE PANTOGRAFATE

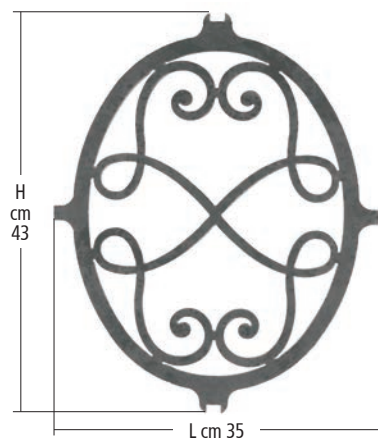
SHEET METAL MOTIFS




Art. 80 - 81 - 82 - 83 da cm 100 - 150 - 200 spessore mm 10.

ROSONI DECORATIVI PER INFERRIATE, SCALE E CANCELLI


DECORATIVE ROSETTES FOR RAILINGS, STAIRS AND GATES




Art. BL81




Art. BL82



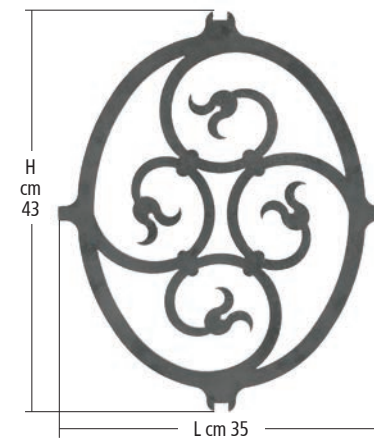
Art. BL83



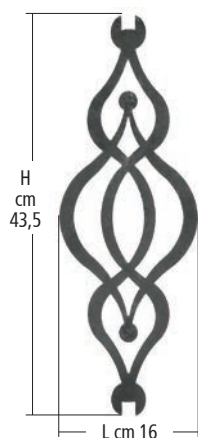
Art. BL84



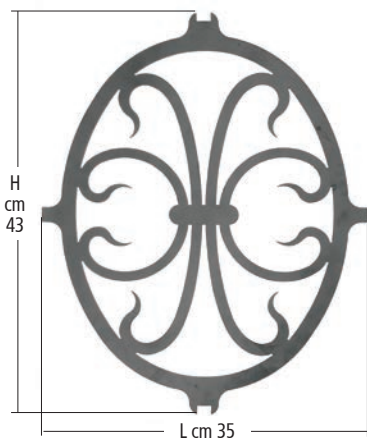
Art. BL85



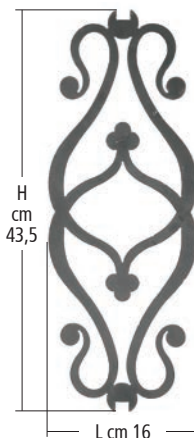
Art. BL86



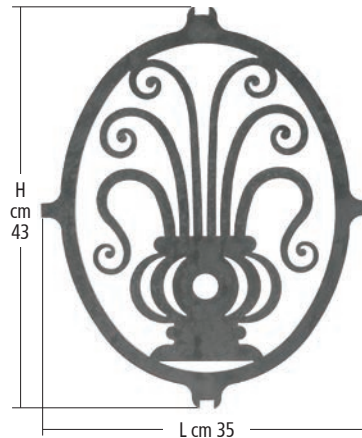
Art. BL87



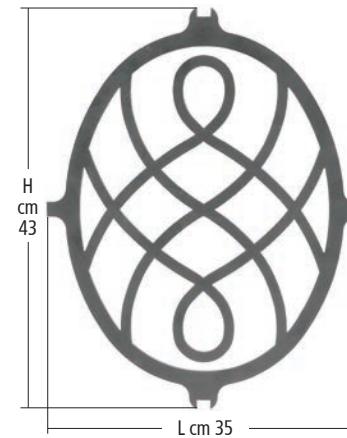
Art. BL88



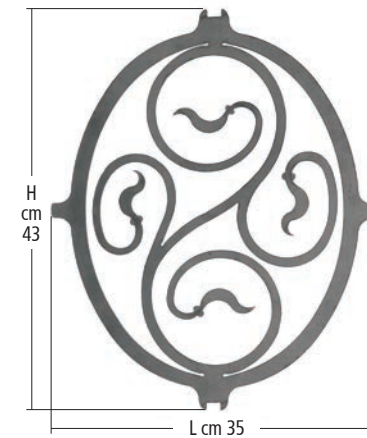
Art. BL89



Art. BL90



Art. BL91




Art. BL92

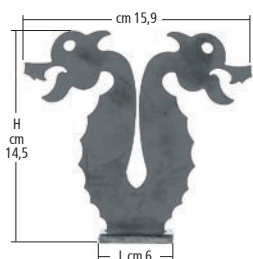
Tutti i rosoni sono di spessore 4, 6 e 8 mm e si forniscono solo in materiale liscio.
Si consiglia di utilizzare lo spessore di 6 mm per inferriate, scale e poggiori e lo spessore di 8 mm per cancelli e recinzioni.

DECORI VARI

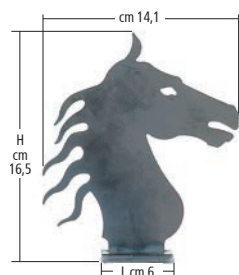
VARIOUS DECORATIONS



Art. D10
sp. mm 6



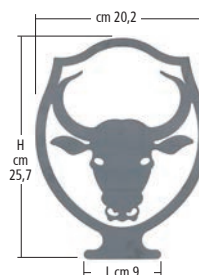
Art. D11
sp. mm 6



Art. D12
sp. mm 6



ESEMPIO




Art. D24
sp. mm 6



Art. F104
sp. mm 6



Art. D30
sp. mm 3 / sp. mm 4



Art. D13
sp. mm 6




Art. D14
sp. mm 6




Art. D15
sp. mm 6



Art. D31
sp. mm 3 / sp. mm 4



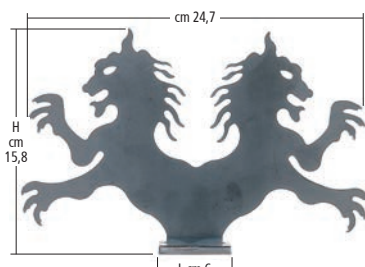
Art. D32
sp. mm 3 / sp. mm 4



Art. D33
sp. mm 3 / sp. mm 4



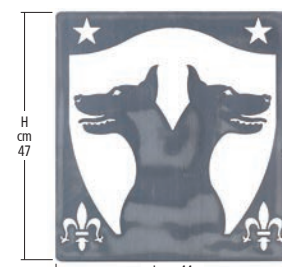
Art. D16
sp. mm 6



Art. D17
sp. mm 6




Art. F103
sp. mm 6




Art. D34
sp. mm 3 / sp. mm 4



Art. D35
sp. mm 3 / sp. mm 4



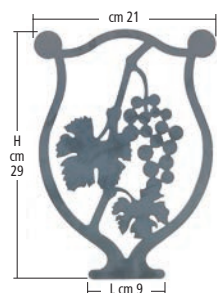
Art. D36
sp. mm 3 / sp. mm 4




Art. D21
sp. mm 6




Art. D22
sp. mm 6



Art. D23
sp. mm 6



Art. D37
sp. mm 3 / sp. mm 4




Art. D38
sp. mm 3 / sp. mm 4

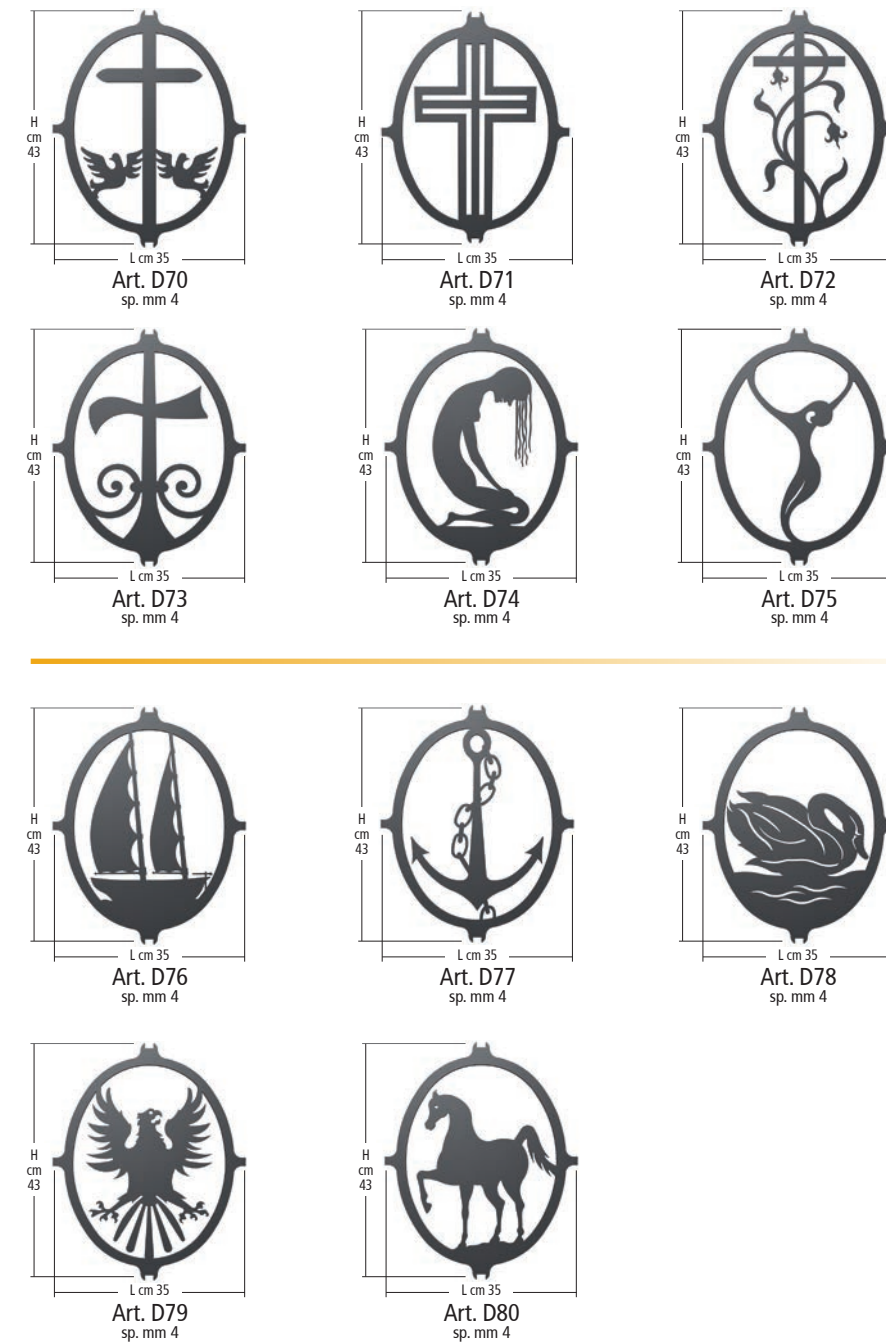


Art. D39
sp. mm 3 / sp. mm 4

DECORI "LO ZODIACO"




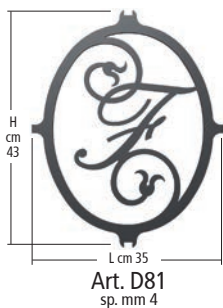
DECORI PER ARTE SACRA




Su richiesta spessore e misure diverse.

DECORI VARI


VARIOUS DECORATIONS




D81-A




D81-B




D81-C




D81-D



D81-E




D81-F




D81-G



D81-H




D81-I



D81-J



D81-K




D81-L



D81-M




D81-N



D81-O




D81-P



D81-Q



D81-R




D81-S



D81-T




D81-U




D81-V



D81-W



D81-X



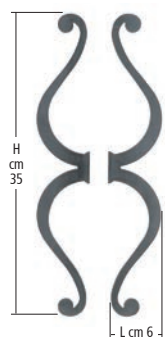
D81-Y



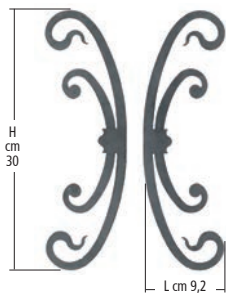
D81-Z

Su richiesta spessore e misure diverse.

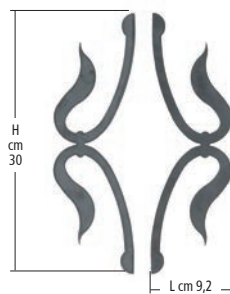
SI UNISCONO CON RIBATTINO O VITE



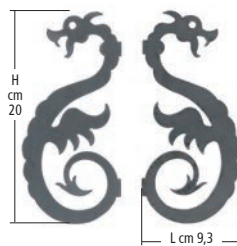
Art. F90
sp. mm 3
sp. mm 4



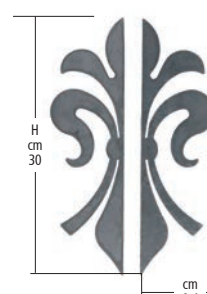
Art. F91
sp. mm 3
sp. mm 4



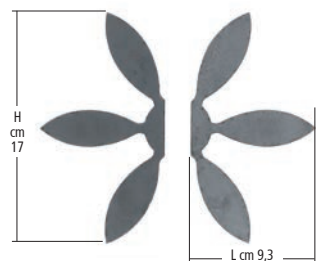
Art. F92
sp. mm 3
sp. mm 4



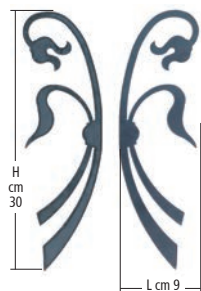
Art. F93
sp. mm 3
sp. mm 4



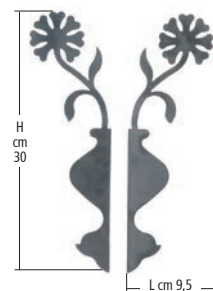
Art. F94
sp. mm 3
sp. mm 4



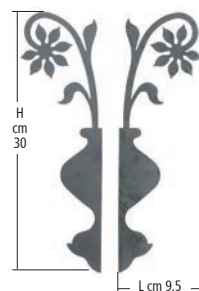
Art. F95
sp. mm 3
sp. mm 4



Art. F96
sp. mm 3
sp. mm 4



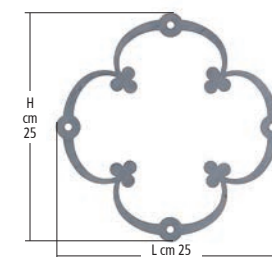

Art. F97
sp. mm 3
sp. mm 4



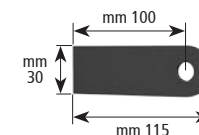
Art. F98
sp. mm 3
sp. mm 4



Art. F99
sp. mm 3
sp. mm 4



Art. D2
sp. mm 6



Art. BL 319
Staffa di fissaggio
Dim. mm 115x30
spessore mm 4 Foro mm 9
Grezzo



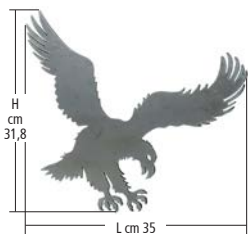
Art. F100
sp. mm 3
sp. mm 4



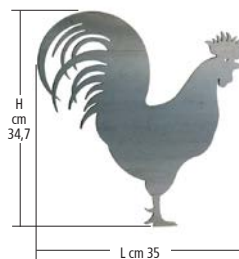
Art. F101
sp. mm 3
sp. mm 4



Art. F102
sp. mm 3
sp. mm 4



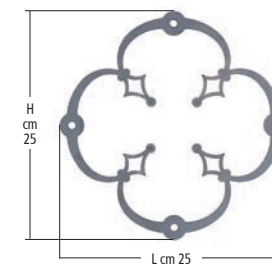
Art. F105
sp. mm 3
sp. mm 4



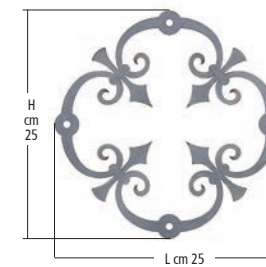
Art. F106
sp. mm 3
sp. mm 4



Art. F107
sp. mm 3
sp. mm 4



Art. D3
sp. mm 6





Art. D6
sp. mm 6

Nel listino i prezzi sono riferiti al singolo pezzo.

Su richiesta spessore e misure diverse.


BARRE FORATE SU MISURA E STANDARD HOLED BARS IN SPECIAL SIZE AND STANDARD



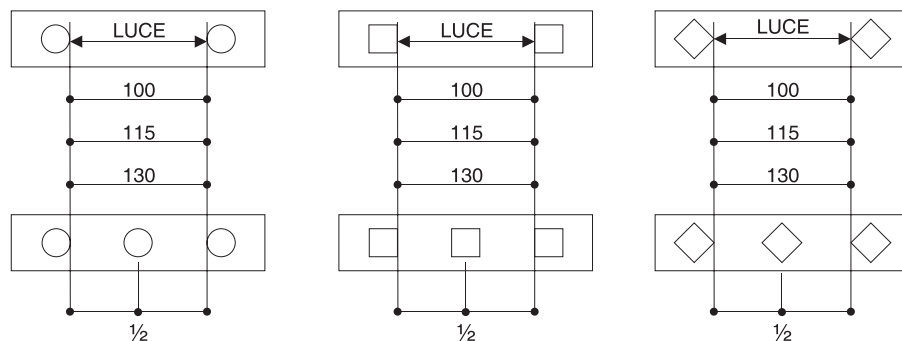
Art. 1050
BARRA FORATA SU MISURA
SPESSORI IN TONDO E QUADRO
DA MM
12
14
16
18
20
22

Interasse su richiesta

ART. 1050 - BARRE FORATE STANDARD			
■ 12	CM 200	INTERASSE CM 12	nr. 15 fori per barra
■● 14	CM 200	INTERASSE CM 14	nr. 14 fori per barra
■● 16	CM 200	INTERASSE CM 15	nr. 13 fori per barra
■● 18	CM 200	INTERASSE CM 16	nr. 12fori per barra
■● 20	CM 200	INTERASSE CM 17	nr. 11 fori per barra
● 22	CM 200	INTERASSE CM 17	nr. 11 fori per barra



PIATTI FORATI IRON PLATE WITH HOLES

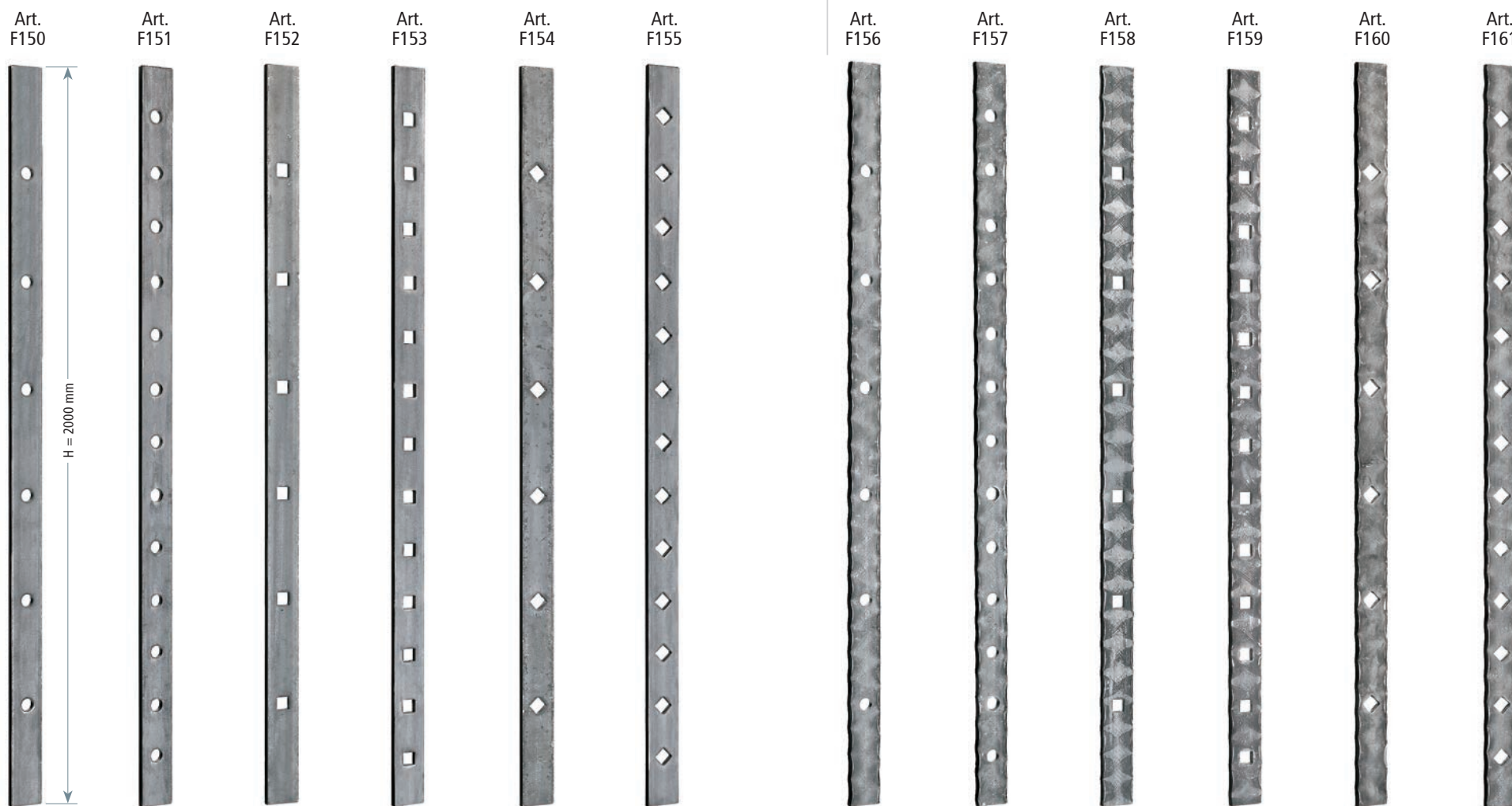


Ogni articolo dei ferri piatti H=2000 mm. Viene fornito con i fori di diametro 13-15-17 mm. Con luce da bordo foro a bordo foro. (Vedi disegno tecnico a lato)

Dimensione piatti:

30x6	35x6	40x6
30x8	35x8	40x8
30x10	35x10	40x10

I piatti art. F156 - F157 - F158 - F159 - F160 - F161 sono battuti ai quattro angoli come da foto. Il foro a centro luce serve per fissare i paletti ridotti.



Art. BL281



SEZIONE



12
14
16
18
20
25
30
35
40

Spigolato

Art. BL282



Spigolato continuo

Art. BL283



Spigolato

TUBOLARE



30 x 30 x 2,5
35 x 35 x 2,5
40 x 40 x 2,5

Art. BL284



Spigolato

SEZIONE



25 x 6
30 x 6
30 x 8
35 x 8
40 x 8
30 x 10
35 x 10
40 x 10

Art. BL285

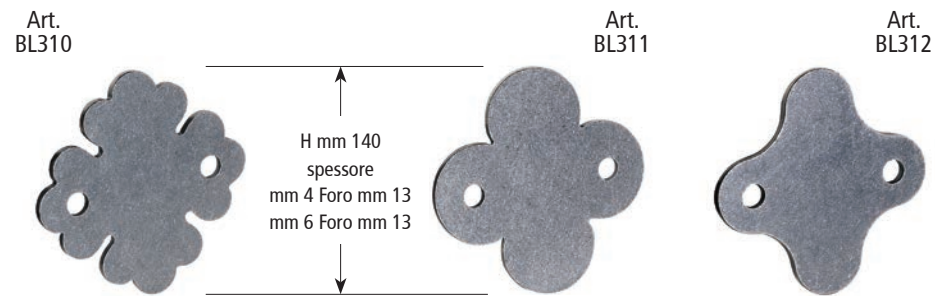


Spigolato continuo

I profili battuti vengono forniti in altezze standard di cm 300 - 600.
Tutto il materiale viene fornito grezzo.

Il corriere trasporta un carico massimo di 3 metri.


STAFFE DECORATIVE PER MONTANTI



Esempio di fissaggio montante di recinzione




Esempio di fissaggio montante di scala



STAFFE DECORATIVE PER INFERRIATE INTERNE O SPORGENTI




Esempio di fissaggio trasversali di inferriata sporgente



LETTERE E NUMERI LETTERS AND NUMBERS

Art. 350



Le lettere e i numeri sono realizzati in spessore 3 o 4 mm e le dimensioni indicate sono approssimative (esprese in millimetri).

Si può richiedere fattibilità e preventivo per lettere e numeri in vari caratteri, misure e spessori.

Art. 350/FE

font: English 111 Vivace BT



Art. 350/FK

font: Kunstler Script



Art. 350/FS

font: Shelley Volante BT



Art. 350/FP

font: Palace Script MT



L'altezza di cm 25 è la minima eseguibile.

Art. 360



Art. 360/FC

font: Corbel Bold



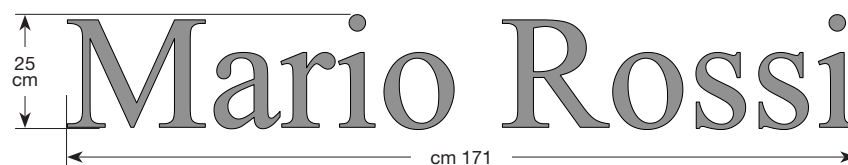
Art. 360/FG

font: Goudy Old Style Bold BT



Art. 360/FTR

font: Times New Roman



Art. 360/FTG

font: Times Grassetto



L'altezza di cm 25 è la minima eseguibile.

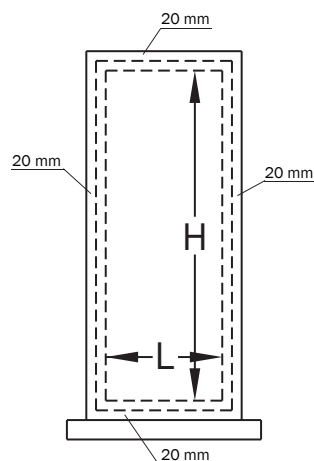
CANCELLETTI-PORTA (ORDINAZIONE E ACCESSORI)

SECURITY GATES (ORDER AND ACCESSORIES)

TUTTO MATERIALE GREZZO

CANCELLETTI-PORTA DI SICUREZZA CON TELAIO IN TUBO PER ARTT.:

BL2/BL7/BL12/BL17/BL22/BL27/BL32/BL37/BL42/1008/1016/1242/1248/BL341/BL346/BL351/BL356/BL361/A-02/A-07/A-14/A-19



Per facilitare l'ordinazione del cancelletto-porta con telaio in tubo, è sufficiente trasmettere le misure **L e H INTERNO** telaio e richiedere il modello scelto. Vi sarà così fornito il cancelletto-porta in materiale grezzo, completo e **SU MISURA**. (Telaio e accessori **SU RICHIESTA**)

Art. BM322
oppure
Art. BM321

TUBO
30x30

Art. BL320

Art. BL321

Art. BM322
oppure
Art. BM321



Art. BL321
Scatola copriserratura
predisposta per tubolare
mm 30x30x3
La scatola Art. BL321 è stata
ideata per contenere
all'interno la serratura
modello
FIAM Art. 3131.00.60



Art. F3131.00.60
Serratura da infilare
con chiavi a doppia mappa



Art. BL320
Incontro per
cancelletti-porta con
telaio in tubo mm 30
spessore mm 6



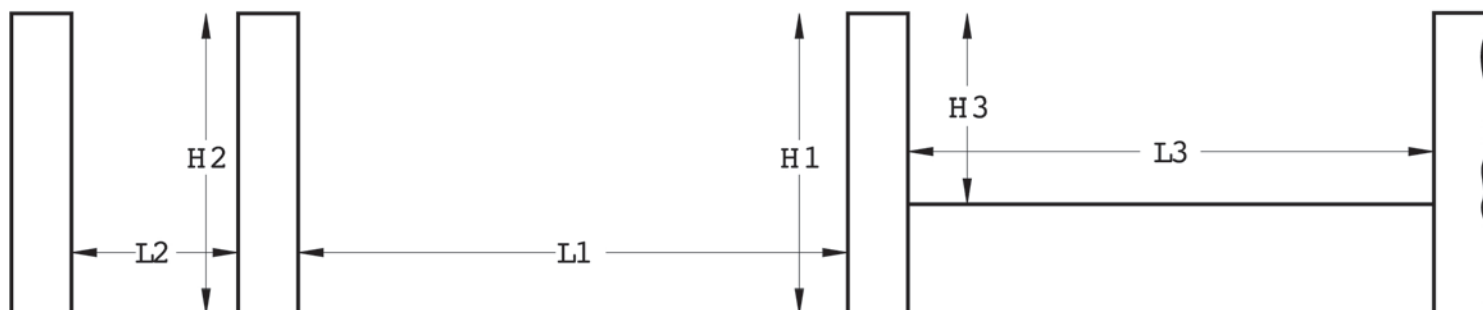
Art. BM321
Coppia di cardini per cancelletti-porta
(INVERTIBILI)
Perno a muro L mm 200 diam. 22
Quadri mm 70x30x30



Art. BM322
Coppia di cardini per cancelletti-porta (DX E SX)
Piastra di fissaggio
mm 100x100x5
Quadri mm 70x30x30

CANCELLI CARRAI E PEDONALI (ORDINAZIONE E ACCESSORI)

GATES (ORDER AND ACCESSORIES)



Per facilitare l'ordinazione dei cancelli e delle recinzioni presenti nei catalogo IRON UNO è sufficiente trasmettere le misure L e H dei pilastri e dei muretti e il modello scelto.

Vi sarà così fornito il preventivo e il materiale grezzo, completo e SU MISURA.

(Telaio e accessori SU RICHIESTA)



(Es.: Due Ante)



(Es.: Cancellotto Pedonale)




Art. BL350-IS
spessore mm 4

Incontro per elettroserratura per pedonali in tubo 40x40
Fori mm 13
Grezzo


Art. BL 350-IS
oppure
Art. BL 323



Art. BL323
spessore mm 6



Art. 560
Copripilastro
per tubi da:
mm 80x80 - 100x100
mm 120x120 - 150x150
Giunzione con puntatura
senza cordone di saldatura



(Es.: Scorrevole)

È DISPONIBILE LA APP AR-FER!

VESTITI LA VOSTRA CASA IN TEMPO REALE. LA PRIMA APP DEDICATA AI LAVORI DECORATIVI IN FERRO

IS AVAILABLE THE APP AR-FER!

DRESSED YOUR HOME IN REAL-TIME. THE FIRST DEDICATED APP TO THE DECORATIVE IRON WORK




1. Cliccate sul pulsante foto
Click on the photo button



2. Si apre questa videata
This screen appears



3. Scegliete le inferriate esterne
Choose the outside grate



4. Ora selezionate l'inferriata che vi piace e questa apparirà nella videata. Usate il movimento delle dita, qui a lato indicato, per adattare l'immagine dell'inferriata alla vostra finestra!
Now, select the grate you like and this will appear on the screen. Use the movement of the fingers, next to shown, to fit the image of the grate to your window.




5. Usate lo stesso procedimento anche per i Cancelli e i Portoncini. Potete salvare la foto e stamparla dal vostro computer!
Used the same procedure for the Gates and Doors. You can save the picture and print it from your computer.

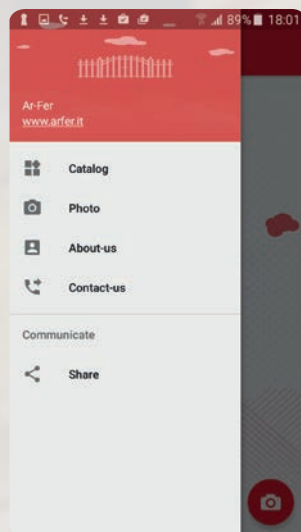
Download on the
App Store



SCARICA L'APP PER LEGGERE IL QR CODE®,
SCANNERIZZA CON IL TUO SMARTPHONE IL CODICE E PROVA LA NUOVA APPLICAZIONE PENSATA PER TE.



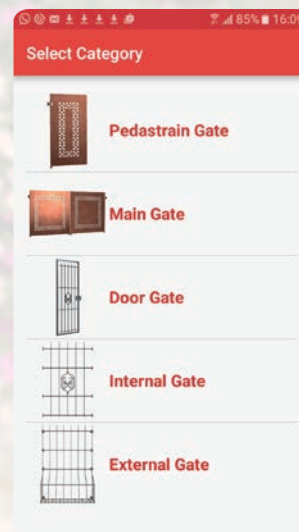
1. Cliccate sul pulsante finestra.
Click on the window button.



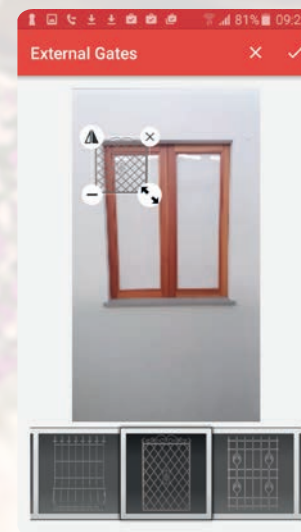
2. Premete nella categoria photo.
Press in the category photo.



3. Si apre questa videata; cliccate "OK".
This screen appears; click "OK".



3. Scegliete le inferriate esterne
Choose the outside grate



5. Ora selezionate l'inferriata che vi piace e questa apparirà nella videata.
Now, select the grate you like and this will appear on the screen.



6. Usate il movimento delle dita, qui a lato indicato, per adattare l'immagine dell'inferriata alla vostra finestra! Usate lo stesso procedimento anche per i Cancelli e i Portoncini.
Use the movement of the fingers, next to shown, to fit the image of the grate to your window. Used the same procedure for the Gates and Doors.





OPERE
REALIZZATE



FOTO 1



FOTO 2



FOTO 3



FOTO 4



FOTO 5



FOTO 6



FOTO 1



FOTO 2



FOTO 3



FOTO 4



FOTO 5



FOTO 6

CANCELLATE
SU MISURA
PER VOI

MOLTE
TIPOLOGIE
NEI DIVERSI
DESIGN



FOTO 1



FOTO 2



FOTO 3




FOTO 4




FOTO 5



FOTO 6



FOTO 1



FOTO 2



FOTO 3



FOTO 4



FOTO 5



FOTO 6



FOTO 7

L'ARMONIA
DELLO STILE
E IL
VANTAGGIO
DELLA
SICUREZZA



L'ESPERIENZA
DI 3
GENERAZIONI



FOTO 1



FOTO 2



FOTO 3




FOTO 4



FOTO 5



FOTO 6

DA 40 ANNI
AL VOSTRO
SERVIZIO




FOTO 1



FOTO 2



FOTO 3



FOTO 4



FOTO 5



FOTO 6



FOTO 7



FOTO 1



FOTO 2

INFERRIATE
E PORTONCINI
PER LA
VOSTRA
ABITAZIONE



FOTO 3



FOTO 4



FOTO 5



FOTO 6



FOTO 1



FOTO 2



FOTO 3



FOTO 4



FOTO 5



FOTO 1



FOTO 2 NEW



FOTO 3 NEW



FOTO 4



FOTO 5 NEW



FOTO 6 NEW

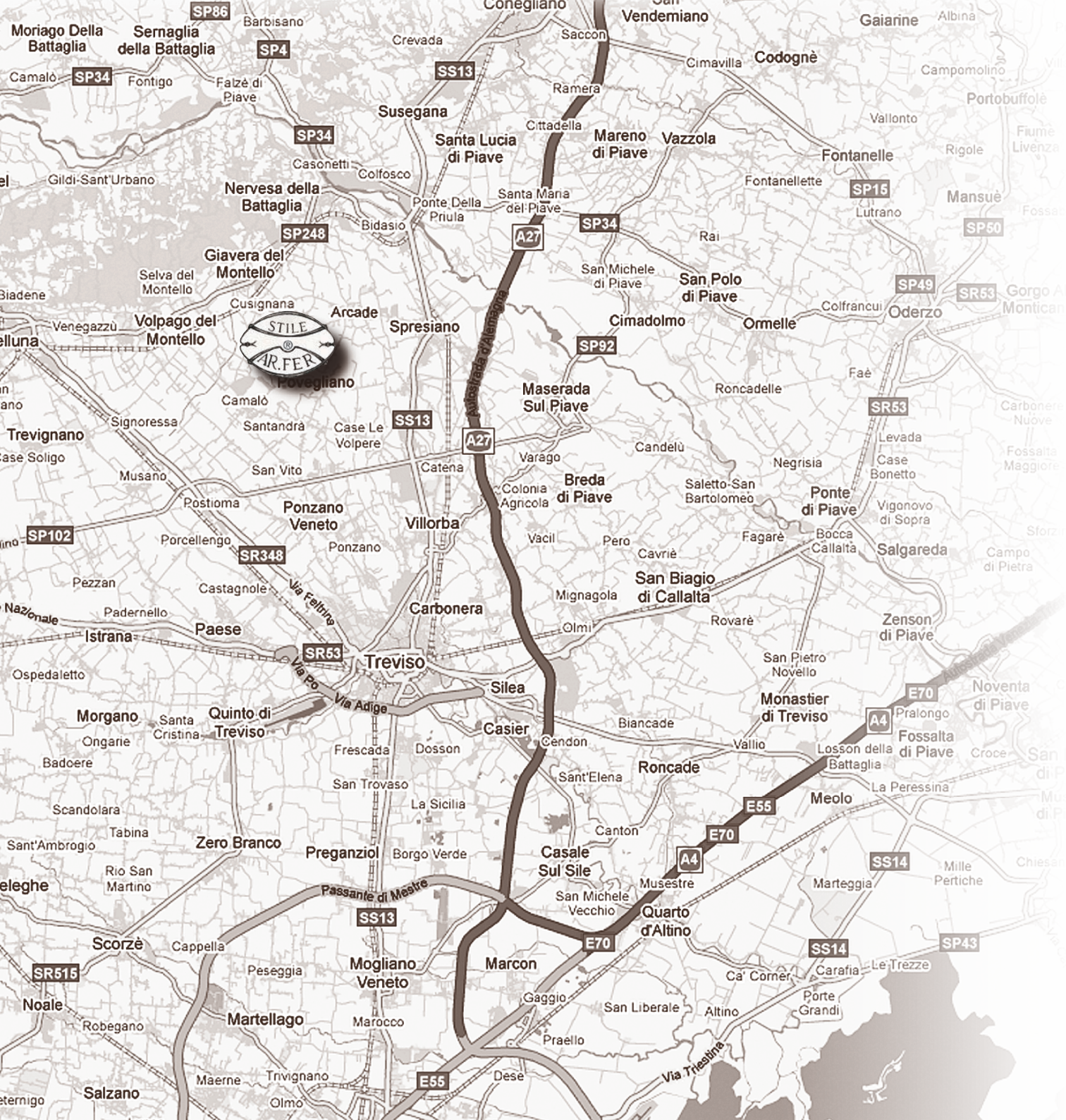


Ar-Fer arte ferro srl

Ai sensi e per gli effetti dell'art. 41 del codice di proprietà industriale è vietata l'utilizzazione, la fabbricazione, l'offerta, la commercializzazione, l'importazione, l'esportazione o l'impiego di un prodotto in cui i disegni o i modelli registrati da Ar-fer arte ferro srl e riprodotti nel presente catalogo siano applicati senza il suo preventivo consenso.

La società Ar-fer arte ferro srl si riserva di effettuare costantemente dei controlli su tutto il territorio mediante personale autorizzato o agenti di zona al fine di verificare l'uso non consentito dei modelli depositati.

È assolutamente vietata la riproduzione anche parziale del presente catalogo, di cui Ar-fer arte ferro srl possiede i diritti di copyright.





Ar-Fer arte ferro srl

Via dell'Artigianato, 9
31040 **Cusignana, Giavera del Montello** (TV) ITALY
Tel. + 39 0422 870370
Fax + 39 0422 870333
www.arfer.it - arfer@arfer.it