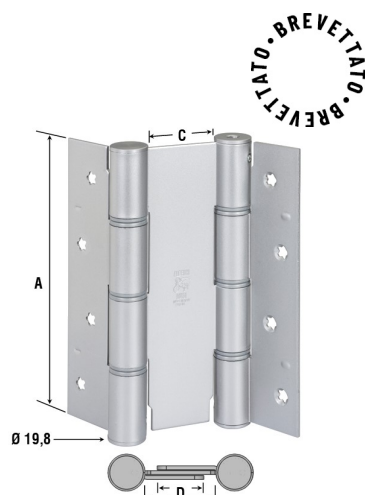




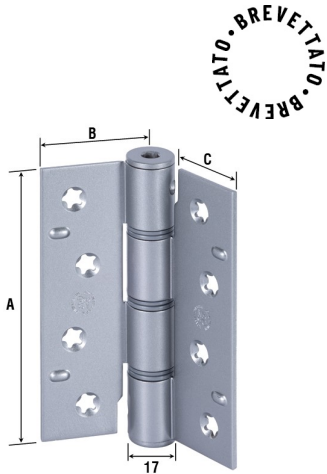
## ART 87

CERNIERE DOPPIA AZIONE CON CUSCINETTO IN POLIMERO  
Double acting spring hinges with polymer bearing

Cod.	SIZE	UNIT	A	C	D	Ø Cern.	N.fori N.holes	Ø V	Gr. pairs	Load kg pairs	PA/ BOX
<b>AB: ACCIAIO BRONZATO / BRONZED STEEL</b>											
87AB125-30	125	mm	125	30	18-30	19,8	8	4,5	1340	D.Sheet	1
87AB125-40	125	mm	125	40	27-40	19,8	8	4,5	1500	D.Sheet	1
87AB155-30	155	mm	155	30	18-30	19,8	8	4,5	1670	D.Sheet	1
87AB155-40	155	mm	155	40	27-40	19,8	8	4,5	1821	D.Sheet	1
87AB155-50	155	mm	155	50	37-50	19,8	8	4,5	2029	D.Sheet	1
87AB175-40	175	mm	175	40	27-40	19,8	8	4,5	2057	D.Sheet	1
87AB175-50	175	mm	175	50	37-50	19,8	8	4,5	2240	D.Sheet	1
<b>AC: ACCIAIO CROMATO / CHROMIUM-PLATED STEEL</b>											
87AC125-30	125	mm	125	30	18-30	19,8	8	4,5	1340	D.Sheet	1
87AC125-40	125	mm	125	40	27-40	19,8	8	4,5	1500	D.Sheet	1
87AC155-30	155	mm	155	30	18-30	19,8	8	4,5	1670	D.Sheet	1
87AC155-40	155	mm	155	40	27-40	19,8	8	4,5	1821	D.Sheet	1
87AC155-50	155	mm	155	50	37-50	19,8	8	4,5	2029	D.Sheet	1
87AC175-40	175	mm	175	40	27-40	19,8	8	4,5	2057	D.Sheet	1
87AC175-50	175	mm	175	50	37-50	19,8	8	4,5	2240	D.Sheet	1
<b>AN: ACCIAIO NICHELATO / NICKEL-PLATED STEEL</b>											
87AN125-30	125	mm	125	30	18-30	19,8	8	4,5	1340	D.Sheet	1
87AN125-40	125	mm	125	40	27-40	19,8	8	4,5	1500	D.Sheet	1
87AN155-30	155	mm	155	30	18-30	19,8	8	4,5	1670	D.Sheet	1
87AN155-40	155	mm	155	40	27-40	19,8	8	4,5	1821	D.Sheet	1
87AN155-50	155	mm	155	50	37-50	19,8	8	4,5	2029	D.Sheet	1
87AN175-40	175	mm	175	40	27-40	19,8	8	4,5	2057	D.Sheet	1
87AN175-50	175	mm	175	50	37-50	19,8	8	4,5	2240	D.Sheet	1
<b>AO: ACCIAIO OTTONATO / BRASS-PLATED STEEL</b>											
87AO125-30	125	mm	125	30	18-30	19,8	8	4,5	1340	D.Sheet	1
87AO125-40	125	mm	125	40	27-40	19,8	8	4,5	1500	D.Sheet	1
87AO155-30	155	mm	155	30	18-30	19,8	8	4,5	1670	D.Sheet	1
87AO155-40	155	mm	155	40	27-40	19,8	8	4,5	1821	D.Sheet	1
87AO155-50	155	mm	155	50	37-50	19,8	8	4,5	2029	D.Sheet	1
87AO175-40	175	mm	175	40	27-40	19,8	8	4,5	2057	D.Sheet	1
87AO175-50	175	mm	175	50	37-50	19,8	8	4,5	2240	D.Sheet	1
<b>AZ: ACCIAIO ZINCATO / ZINC PLATED STEEL</b>											
87AZ125-30	125	mm	125	30	18-30	19,8	8	4,5	1340	D.Sheet	1
87AZ125-40	125	mm	125	40	27-40	19,8	8	4,5	1500	D.Sheet	1
87AZ155-30	155	mm	155	30	18-30	19,8	8	4,5	1670	D.Sheet	1
87AZ155-40	155	mm	155	40	27-40	19,8	8	4,5	1821	D.Sheet	1
87AZ155-50	155	mm	155	50	37-50	19,8	8	4,5	2029	D.Sheet	1
87AZ175-40	175	mm	175	40	27-40	19,8	8	4,5	2057	D.Sheet	1
87AZ175-50	175	mm	175	50	37-50	19,8	8	4,5	2240	D.Sheet	1
<b>BO: VERNICIATO BIANCO OPACO / MATT WHITE COATED</b>											
87BO125-30	125	mm	125	30	18-30	19,8	8	4,5	1340	D.Sheet	1
87BO125-40	125	mm	125	40	27-40	19,8	8	4,5	1500	D.Sheet	1
87BO155-30	155	mm	155	30	18-30	19,8	8	4,5	1670	D.Sheet	1
87BO155-40	155	mm	155	40	27-40	19,8	8	4,5	1821	D.Sheet	1
87BO155-50	155	mm	155	50	37-50	19,8	8	4,5	2029	D.Sheet	1
87BO175-40	175	mm	175	40	27-40	19,8	8	4,5	2057	D.Sheet	1
87BO175-50	175	mm	175	50	37-50	19,8	8	4,5	2240	D.Sheet	1
<b>CS: ACCIAIO CROMO SATINATO / SATIN CHROME PLATED STEEL</b>											
87CS125-30	125	mm	125	30	18-30	19,8	8	4,5	1340	D.Sheet	1
87CS125-40	125	mm	125	40	27-40	19,8	8	4,5	1500	D.Sheet	1
87CS155-30	155	mm	155	30	18-30	19,8	8	4,5	1670	D.Sheet	1
87CS155-40	155	mm	155	40	27-40	19,8	8	4,5	1821	D.Sheet	1
87CS155-50	155	mm	155	50	37-50	19,8	8	4,5	2029	D.Sheet	1
87CS175-40	175	mm	175	40	27-40	19,8	8	4,5	2057	D.Sheet	1
87CS175-50	175	mm	175	50	37-50	19,8	8	4,5	2240	D.Sheet	1
<b>NO: VERNICIATO NERO OPACO / MATT BLACK COATED</b>											
87NO125-30	125	mm	125	30	18-30	19,8	8	4,5	1340	D.Sheet	1
87NO125-40	125	mm	125	40	27-40	19,8	8	4,5	1500	D.Sheet	1
87NO155-30	155	mm	155	30	18-30	19,8	8	4,5	1670	D.Sheet	1
87NO155-40	155	mm	155	40	27-40	19,8	8	4,5	1821	D.Sheet	1
87NO155-50	155	mm	155	50	37-50	19,8	8	4,5	2029	D.Sheet	1



# ART 88




87N0175-40	175	mm	175	40	27-40	19,8	8	4,5	2057	D.Sheet	1
87N0175-50	175	mm	175	50	37-50	19,8	8	4,5	2240	D.Sheet	1

CERNIERE A MOLLA SINGOLA AZIONE CON CUSCINETTO IN POLIMERO  
Simple acting spring hinges with polymer bearing

Cod.	unit 2	size 2	UNIT	A	B	C	Ø Cern.	N.fori N.holes	Ø V	Gr. pairs	PA/BOX
CS: ACCIAIO CROMO SATINATO / SATIN CHROME PLATED STEEL											
88CS403	inches	4x3	mm	101	40	30	17	8	5	480	1
88CS435	inches	4x3,5	mm	101	44,5	35	17	8	5	516	1
88CS503	inches	5x3	mm	125	40	30	17	8	5	620	1
88CS535	inches	5x3,5	mm	125	45	35	17	8	5	660	1
88CS635	inches	6x3,5	mm	150	45	35	17	8	5	800	1
NO: VERNICIATO NERO OPACO / MATT BLACK COATED											
88N0403	inches	4x3	mm	101	40	30	17	8	5	480	1
88N0435	inches	4x3,5	mm	101	44,5	35	17	8	5	516	1
88N0503	inches	5x3	mm	125	40	30	17	8	5	620	1
88N0535	inches	5x3,5	mm	125	45	35	17	8	5	660	1
88N0635	inches	6x3,5	mm	150	45	35	17	8	5	800	1

# ART 100




CERNIERE A MOLLA BOMMER DOPPIA AZIONE - POMOLI SFERICI  
double acting spring hinges (bommers) - spheric knobs

Cod.	SIZE	UNIT	A	B	C	Ø Cern.	N.fori N.holes	Ø V	Gr. pairs	Load kg pairs	PA/BOX
AB: ACCIAIO BRONZATO / BRONZED STEEL											
100AB075	75	mm	75	34	28	21	8	5,5	833	18	1
100AB100	100	mm	100	37	33	21	8	5,5	1121	25	1
100AB125	125	mm	125	48	42	23	10	6	1700	30	1
100AB150	150	mm	148	50	42	26	10	6	2378	45	1
AC: ACCIAIO CROMATO / CHROMIUM-PLATED STEEL											
100AC075	75	mm	75	34	28	21	8	5,5	833	18	1
100AC100	100	mm	100	37	33	21	8	5,5	1121	25	1
100AC125	125	mm	125	48	42	23	10	6	1700	30	1
100AC150	150	mm	148	50	42	26	10	6	2378	45	1
AL: ACCIAIO LUCIDO / POLISHED STEEL											
100AL075	75	mm	75	34	28	21	8	5,5	833	18	1
100AL100	100	mm	100	37	33	21	8	5,5	1121	25	1
100AL125	125	mm	125	48	42	23	10	6	1700	30	1
100AL150	150	mm	148	50	42	26	10	6	2378	45	1
AN: ACCIAIO NICHELATO / NICKEL-PLATED STEEL											
100AN075	75	mm	75	34	28	21	8	5,5	833	18	1
100AN100	100	mm	100	37	33	21	8	5,5	1121	25	1
100AN125	125	mm	125	48	42	23	10	6	1700	30	1
100AN150	150	mm	148	50	42	26	10	6	2378	45	1
AO: ACCIAIO OTTONATO / BRASS-PLATED STEEL											
100AO075	75	mm	75	34	28	21	8	5,5	833	18	1
100AO100	100	mm	100	37	33	21	8	5,5	1121	25	1
100AO125	125	mm	125	48	42	23	10	6	1700	30	1
100AO150	150	mm	148	50	42	26	10	6	2378	45	1
AZ: ACCIAIO ZINCATO / ZINC PLATED STEEL											
100AZ075	75	mm	75	34	28	21	8	5,5	833	18	1
100AZ100	100	mm	100	37	33	21	8	5,5	1121	25	1
100AZ125	125	mm	125	48	42	23	10	6	1700	30	1
100AZ150	150	mm	148	50	42	26	10	6	2378	45	1

# ART 101


CERNIERE A MOLLA BOMMER DOPPIA AZIONE - POMOLI CILINDRICI  
double acting spring hinges (bommers) - cylindric knobs



Cod.	SIZE	UNIT	A	B	C	Ø Cern.	N.fori N.holes	Ø V	Gr. pairs	Load kg pairs	PA/ BOX
<b>AB: ACCIAIO BRONZATO / BRONZED STEEL</b>											
101AB075	75	mm	75	34	28	21	8	5,5	1048	18	1
101AB100	100	mm	100	37	33	21	8	5,5	1342	25	1
101AB125	125	mm	125	48	42	23	10	6	2026	30	1
101AB150	150	mm	148	50	42	26	10	6	2782	45	1
<b>AC: ACCIAIO CROMATO / CHROMIUM-PLATED STEEL</b>											
101AC075	75	mm	75	34	28	21	8	5,5	1048	18	1
101AC100	100	mm	100	37	33	21	8	5,5	1342	25	1
101AC125	125	mm	125	48	42	23	10	6	2026	30	1
101AC150	150	mm	148	50	42	26	10	6	2782	45	1
<b>AL: ACCIAIO LUCIDO / POLISHED STEEL</b>											
101AL075	75	mm	75	34	28	21	8	5,5	1048	18	1
101AL100	100	mm	100	37	33	21	8	5,5	1342	25	1
101AL125	125	mm	125	48	42	23	10	6	2026	30	1
101AL150	150	mm	148	50	42	26	10	6	2782	45	1
<b>AN: ACCIAIO NICHELATO / NICKEL-PLATED STEEL</b>											
101AN075	75	mm	75	34	28	21	8	5,5	1048	18	1
101AN100	100	mm	100	37	33	21	8	5,5	1342	25	1
101AN125	125	mm	125	48	42	23	10	6	2026	30	1
101AN150	150	mm	148	50	42	26	10	6	2782	45	1
<b>AO: ACCIAIO OTTONATO / BRASS-PLATED STEEL</b>											
101AO075	75	mm	75	34	28	21	8	5,5	1048	18	1
101AO100	100	mm	100	37	33	21	8	5,5	1342	25	1
101AO125	125	mm	125	48	42	23	10	6	2026	30	1
101AO150	150	mm	148	50	42	26	10	6	2782	45	1
<b>AZ: ACCIAIO ZINCATO / ZINC PLATED STEEL</b>											
101AZ075	75	mm	75	34	28	21	8	5,5	1048	18	1
101AZ100	100	mm	100	37	33	21	8	5,5	1342	25	1
101AZ125	125	mm	125	48	42	23	10	6	2026	30	1
101AZ150	150	mm	148	50	42	26	10	6	2782	45	1

# ART 101B


CERNIERE A MOLLA BOMMER DOPPIA AZIONE - CON FRENO PATENT  
Slow moving double acting spring hinges patent



Cod.	SIZE	UNIT	A	B	C	E	F	Ø Cern.	N.fori N.holes	Ø V	Gr. pairs	Load kg pairs	PA/ BOX
<b>AB: ACCIAIO BRONZATO / BRONZED STEEL</b>													
101AB125B	125	mm	125	48	42	134	10	23	10	6	2026	30	1
101AB150B	150	mm	148	50	42	155	12	26	10	6	2782	45	1
<b>AC: ACCIAIO CROMATO / CHROMIUM-PLATED STEEL</b>													
101AC125B	125	mm	125	48	42	134	10	23	10	6	2026	30	1
101AC150B	150	mm	148	50	42	155	12	26	10	6	2782	45	1
<b>AN: ACCIAIO NICHELATO / NICKEL-PLATED STEEL</b>													
101AN125B	125	mm	125	48	42	134	10	23	10	6	2026	30	1
101AN150B	150	mm	148	50	42	155	12	26	10	6	2782	45	1
<b>AO: ACCIAIO OTTONATO / BRASS-PLATED STEEL</b>													
101AO125B	125	mm	125	48	42	134	10	23	10	6	2026	30	1
101AO150B	150	mm	148	50	42	155	12	26	10	6	2782	45	1
<b>AZ: ACCIAIO ZINCATO / ZINC PLATED STEEL</b>													
101AZ125B	125	mm	125	48	42	134	10	23	10	6	2026	30	1
101AZ150B	150	mm	148	50	42	155	12	26	10	6	2782	45	1



# ART 101B2



CERNIERE A MOLLA D.AZIONE - POM.CILIND.CON DISTANZIALI  
Double act.spring hinges,Cylindric knobs,with spacers

Cod.	SIZE	UNIT	A	B	C	E	F	Ø Cern.	N.fori N.holes	Ø V	Gr. pairs	Load kg pairs	PA/ BOX
<b>AB: ACCIAIO BRONZATO / BRONZED STEEL</b>													
101AB075B2	75	mm	75	34	28	81	9	21	8	5,5	1048	18	1
101AB100B2	100	mm	100	37	33	107	10	21	8	5,5	1342	25	1
101AB125B2	125	mm	125	48	42	134	10	23	10	6	2026	30	1
101AB150B2	150	mm	148	50	42	155	12	26	10	6	2782	45	1
<b>AC: ACCIAIO CROMATO / CHROMIUM-PLATED STEEL</b>													
101AC075B2	75	mm	75	34	28	81	9	21	8	5,5	1048	18	1
101AC100B2	100	mm	100	37	33	107	10	21	8	5,5	1342	25	1
101AC125B2	125	mm	125	48	42	134	10	23	10	6	2026	30	1
101AC150B2	150	mm	148	50	42	155	12	26	10	6	2782	45	1
<b>AL: ACCIAIO LUCIDO / POLISHED STEEL</b>													
101AL075B2	75	mm	75	34	28	81	9	21	8	5,5	1048	18	1
101AL100B2	100	mm	100	37	33	107	10	21	8	5,5	1342	25	1
101AL125B2	125	mm	125	48	42	134	10	23	10	6	2026	30	1
101AL150B2	150	mm	148	50	42	155	12	26	10	6	2782	45	1
<b>AN: ACCIAIO NICHELATO / NICKEL-PLATED STEEL</b>													
101AN075B2	75	mm	75	34	28	81	9	21	8	5,5	1048	18	1
101AN100B2	100	mm	100	37	33	107	10	21	8	5,5	1342	25	1
101AN125B2	125	mm	125	48	42	134	10	23	10	6	2026	30	1
101AN150B2	150	mm	148	50	42	155	12	26	10	6	2782	45	1
<b>AO: ACCIAIO OTTONATO / BRASS-PLATED STEEL</b>													
101AO075B2	75	mm	75	34	28	81	9	21	8	5,5	1048	18	1
101AO100B2	100	mm	100	37	33	107	10	21	8	5,5	1342	25	1
101AO125B2	125	mm	125	48	42	134	10	23	10	6	2026	30	1
101AO150B2	150	mm	148	50	42	155	12	26	10	6	2782	45	1
<b>AZ: ACCIAIO ZINCATO / ZINC PLATED STEEL</b>													
101AZ075B2	75	mm	75	34	28	81	9	21	8	5,5	1048	18	1
101AZ100B2	100	mm	100	37	33	107	10	21	8	5,5	1342	25	1
101AZ125B2	125	mm	125	48	42	134	10	23	10	6	2026	30	1
101AZ150B2	150	mm	148	50	42	155	12	26	10	6	2782	45	1

# ART 101H




CERNIERA A MOLLA D.AZIONE PESANTE, POM. CIL. C/PARTI IN POLIMERO  
Strong double acting spring hinge,cylindric knobs,polymer fittings

Cod.	SIZE	Ø Cern.	N.fori N.holes	Ø V	Gr. pairs	PA/ BOX
<b>AB: ACCIAIO BRONZATO / BRONZED STEEL</b>						
101AB200_H	200	34	10	6	6500	1
<b>AN: ACCIAIO NICHELATO / NICKEL-PLATED STEEL</b>						
101AN200_H	200	34	10	6	6500	1
<b>AZ: ACCIAIO ZINCATO / ZINC PLATED STEEL</b>						
101AZ200_H	200	34	10	6	6500	1



## ART 103


CERNIERA A MOLLA BOMMER AZIONE SEMPLICE - POMOLI CILINDRICI  
simple - acting spring hinges (bommers) - cylindric knobs



Cod.	SIZE	UNIT	A	B	C	Ø Cern.	N.fori N.holes	Ø V	Gr. pairs	Load kg pairs	PA/ BOX
<b>AC: ACCIAIO CROMATO / CHROMIUM-PLATED STEEL</b>											
103AC075	75	mm	74	34	35	21	8	4,5	528	18	1
103AC100	100	mm	100	37	38	21	8	4,5	662	25	1
103AC125	125	mm	125	48	48	23	10	5,5	1010	30	1
103AC150	150	mm	148	50	51	26	10	5,5	1400	45	1
<b>AL: ACCIAIO LUCIDO / POLISHED STEEL</b>											
103AL075	75	mm	74	34	35	21	8	4,5	528	18	1
103AL100	100	mm	100	37	38	21	8	4,5	662	25	1
103AL125	125	mm	125	48	48	23	10	5,5	1010	30	1
103AL150	150	mm	148	50	51	26	10	5,5	1400	45	1
<b>AN: ACCIAIO NICHELATO / NICKEL-PLATED STEEL</b>											
103AN075	75	mm	74	34	35	21	8	4,5	528	18	1
103AN100	100	mm	100	37	38	21	8	4,5	662	25	1
103AN125	125	mm	125	48	48	23	10	5,5	1010	30	1
103AN150	150	mm	148	50	51	26	10	5,5	1400	45	1
<b>AZ: ACCIAIO ZINCATO / ZINC PLATED STEEL</b>											
103AZ075	75	mm	74	34	35	21	8	4,5	528	18	1
103AZ100	100	mm	100	37	38	21	8	4,5	662	25	1
103AZ125	125	mm	125	48	48	23	10	5,5	1010	30	1
103AZ150	150	mm	148	50	51	26	10	5,5	1400	45	1

## ART 104


MOLLE DI RICAMBIO PER BOMMER E CHIUDI PORTA TRIUMPH  
spare springs for spring hinges and. art. 115



Cod.	SIZE	UNIT	A	Ø F	Gr. pcs	PZ/ BOX
<b>AM: ACCIAIO TEMPRATO / HARDENED STEEL</b>						
104AM075	75	mm	56	2,6	27	1
104AM100	100	mm	82	2,8	43	1
104AM125	125	mm	107	3	56	1
104AM150	150	mm	127	3,5	84	1




# ART 105



## CERNIERE A BANDELLA PAUMELLES DESTRE/SINISTRE loose-joint h-hinges, right-hand/left-hand hinges

Cod.	SIZE	UNIT	AxB	Ø Cern.	Sp Th	N.fori N.holes	Ø V	Gr. pcs	PZ/ BOX
AB: ACCIAIO BRONZATO / BRONZED STEEL									
105AB080D	80X50	mm	80X50	11	1,9	6	3,5	70	12
105AB080S	80X50	mm	80X50	11	1,9	6	3,5	70	12
105AB095D	95X55	mm	95X55	11	1,9	6	3,5	95	12
105AB095S	95X55	mm	95X55	11	1,9	6	3,5	95	12
105AB110D	110X55	mm	110X55	11	2	6	3,5	100	12
105AB110S	110X55	mm	110X55	11	2	6	3,5	100	12
105AB111D	110X70	mm	110X70	11	2	6	4	105	12
105AB111S	110X70	mm	110X70	11	2	6	4	105	12
105AB140D	140X55	mm	140X55	12,5	2,2	8	4	140	12
105AB140S	140X55	mm	140X55	12,5	2,2	8	4	140	12
105AB141D	140X70	mm	140X70	12,5	2,2	8	4	155	12
105AB141S	140X70	mm	140X70	12,5	2,2	8	4	155	12
105AB160D	160X60	mm	160X60	13	2,5	8	4	185	12
105AB160S	160X60	mm	160X60	13	2,5	8	4	185	12
105AB161D	160X80	mm	160X80	13	2,5	8	4	195	12
105AB161S	160X80	mm	160X80	13	2,5	8	4	195	12
AL: ACCIAIO LUCIDO / POLISHED STEEL									
105AL080D	80X50	mm	80X50	11	1,9	6	3,5	70	12
105AL080S	80X50	mm	80X50	11	1,9	6	3,5	70	12
105AL095D	95X55	mm	95X55	11	1,9	6	3,5	95	12
105AL095S	95X55	mm	95X55	11	1,9	6	3,5	95	12
105AL110D	110X55	mm	110X55	11	2	6	3,5	100	12
105AL110S	110X55	mm	110X55	11	2	6	3,5	100	12
105AL111D	110X70	mm	110X70	11	2	6	4	105	12
105AL111S	110X70	mm	110X70	11	2	6	4	105	12
105AL140D	140X55	mm	140X55	12,5	2,2	8	4	140	12
105AL140S	140X55	mm	140X55	12,5	2,2	8	4	140	12
105AL141D	140X70	mm	140X70	12,5	2,2	8	4	155	12
105AL141S	140X70	mm	140X70	12,5	2,2	8	4	155	12
105AL160D	160X60	mm	160X60	13	2,5	8	4	185	12
105AL160S	160X60	mm	160X60	13	2,5	8	4	185	12
105AL161D	160X80	mm	160X80	13	2,5	8	4	195	12
105AL161S	160X80	mm	160X80	13	2,5	8	4	195	12

# ART 107




## CERNIERE A LIBRO DIRITTE DESTRE/SINISTRE book-shaped, right-hand/left-hand hinges

Cod.	SIZE	UNIT	AxB	Ø Cern.	Sp Th	N.fori N.holes	Ø V	Gr. pcs	PZ/ BOX
AB: ACCIAIO BRONZATO / BRONZED STEEL									
107AB100D	100X65	mm	100X65	14	2	6	8	190	12
107AB100S	100X65	mm	100X65	14	2	6	8	190	12
107AB120D	120X70	mm	120X70	15,5	2,2	8	4	270	12
107AB120S	120X70	mm	120X70	15,5	2,2	8	4	270	12
AL: ACCIAIO LUCIDO / POLISHED STEEL									
107AL100D	100X65	mm	100X65	14	2	6	8	190	12
107AL100S	100X65	mm	100X65	14	2	6	8	190	12
107AL120D	119X71,5	mm	119X71.5	15,5	2	8	4	270	12
107AL120S	119X71,5	mm	119X71.5	15,5	2	8	4	270	12

## ART 108


CERNIERE A LIBRO PIEGATE DESTRE/SINISTRE  
bended book-shaped right-hand/left-hand hinges



Cod.	SIZE	UNIT	AxB	E	Ø Cern.	Sp Th	N.fori N.holes	Ø V	Gr. pcs	PZ/ BOX
<b>AB: ACCIAIO BRONZATO / BRONZED STEEL</b>										
108AB100D	100X65	mm	100X60	43	14	2	6	4	210	12
108AB100S	100X65	mm	100X60	43	14	2	6	4	210	12
108AB120D	120X70	mm	120X70	38	15,5	2,2	8	4	285	12
108AB120S	120X70	mm	120X70	38	15,5	2,2	8	4	285	12
<b>AL: ACCIAIO LUCIDO / POLISHED STEEL</b>										
108AL100D	100X65	mm	100X60	43	14	2	6	4	210	12
108AL100S	100X65	mm	100X60	43	14	2	6	4	210	12
108AL120D	120X70	mm	120X70	38	15,5	2,2	8	4	285	12
108AL120S	120X70	mm	120X70	38	15,5	2,2	8	4	285	12

## ART 109

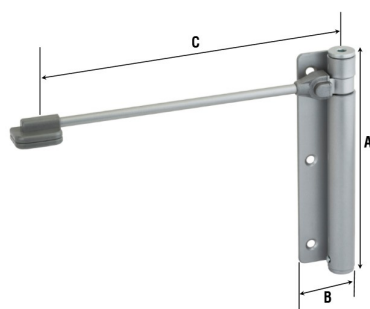
CERNIERE A CODA DI RONDINE  
hinges



Cod.	SIZE	UNIT	A	B	Ø Cern.	Sp Th	N.fori N.holes	Ø V	Gr. pcs	PZ/ BOX
<b>AZ: ACCIAIO ZINCATO / ZINC PLATED STEEL</b>										
109AZ090	94	mm	50	94	9	2	6	4,50	78	24
109AZ110	110	mm	55	110	9	2	8	5	98	24

## ART 114D

CHIUDIPIORTA ERCOLE MONTAGGIO LATO DESTRO  
Right-hand door closers

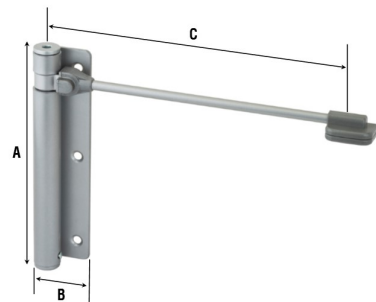


Cod.	UNIT	A	B	C	N.fori N.holes	Ø V	Gr. pcs	PZ/ BOX
<b>AB: ACCIAIO BRONZATO / BRONZED STEEL</b>								
114AB170D	mm	170	39	225	3	6	510	2
<b>AZ: ACCIAIO ZINCATO / ZINC PLATED STEEL</b>								
114AZ170D	mm	170	39	225	3	6	510	2
<b>CS: ACCIAIO CROMO SATINATO / SATIN CHROME PLATED STEEL</b>								
114CS170D	mm	170	39	225	3	6	510	2
<b>OS: ACCIAIO OTTONATO SFUMATO / SHADED BRASS PLATED STEEL</b>								
114OS170D	mm	170	39	225	3	6	510	2
<b>ZN: ACCIAIO ZINCATO NERO / BLACK ZINC-PLATED STEEL</b>								
114ZN170D	mm	170	39	225	3	6	510	2



# ART 114S

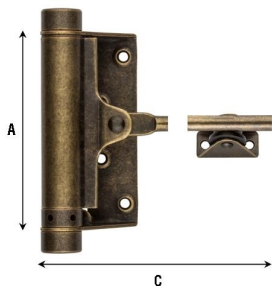
CHIUDIPIORTA ERCOLE MONTAGGIO LATO SINISTRO  
Left-hand door closers



Cod.	UNIT	A	B	C	N.fori N.holes	Ø V	Gr. pcs	PZ/ BOX
<b>AB: ACCIAIO BRONZATO / BRONZED STEEL</b>								
114AB170S	mm	170	39	225	3	6	510	2
<b>AZ: ACCIAIO ZINCATO / ZINC PLATED STEEL</b>								
114AZ170S	mm	170	39	225	3	6	510	2
<b>CS: ACCIAIO CROMO SATINATO / SATIN CHROME PLATED STEEL</b>								
114CS170S	mm	170	39	225	3	6	510	2
<b>OS: ACCIAIO OTTONATO SFUMATO / SHADED BRASS PLATED STEEL</b>								
114OS170S	mm	170	39	225	3	6	510	2
<b>ZN: ACCIAIO ZINCATO NERO / BLACK ZINC-PLATED STEEL</b>								
114ZN170S	mm	170	39	225	3	6	510	2

# ART 115


CHIUDI-PORTA TRIUMPH  
triumph door-closers



Cod.	SIZE	UNIT	A	C	N.fori N.holes	Ø V	Gr. pcs	PZ/ BOX
<b>AZ: ACCIAIO ZINCATO / ZINC PLATED STEEL</b>								
115AZ001	1	mm	77	235	4	4	315	2
115AZ002	2	mm	101	265	4	4	380	2
115AZ003	3	mm	125	300	4	4,5	525	2
115AZ004	4	mm	148	335	4	4,5	685	2
<b>OA: ACCIAIO OTTONATO ANTICO / ANTIQUE BRASS PLATED STEEL</b>								
115OA001	1	mm	77	235	4	4	315	2
115OA002	2	mm	101	265	4	4	380	2
115OA003	3	mm	125	300	4	4,5	525	2
115OA004	4	mm	148	335	4	4,5	685	2

# ART 120

## CERNIERE STRETTE light narrow hinges

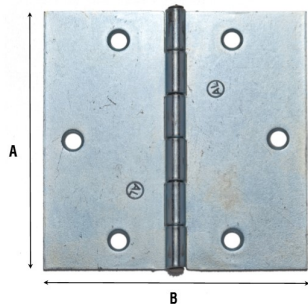


Cod.	SIZE	unit 2	size 2	UNIT	A	B	Ø Cern.	Sp Th	N.fori N.holes	Ø V	Gr. pcs	PZ/ BOX
<b>AZ: ACCIAIO ZINCATO / ZINC PLATED STEEL</b>												
120AZ020	20	inches	3/4	mm	20	14	3,2	0,8	4	2,3	2	24
120AZ025	25	inches	1	mm	25	19	3,8	0,8	4	2,6	4	24
120AZ030	30	inches	1.1/4	mm	31,5	23	4,6	0,8	4	3,2	7	24
120AZ035	35	inches	-	mm	35	25	4,6	0,8	4	3,4	9	24
120AZ040	40	inches	1.1/2	mm	38,5	26	4,6	0,8	4	3,6	10	24
120AZ045	45	inches	1.3/4	mm	45	29	4,6	0,8	4	3,3	12	24
120AZ050	50	inches	2	mm	50	31	4,8	0,8	6	3,7	15	24
120AZ055	55	inches	2.1/4	mm	55	32	5	1	6	3,7	20	24
120AZ060	60	inches	-	mm	60	35	5,2	1	6	4,7	23	24
120AZ065	65	inches	2.1/2	mm	65	35	5,2	1	6	4,2	25	24
120AZ070	70	inches	2.3/4	mm	70	38	6,2	1,2	6	4,6	34	24
120AZ075	75	inches	3	mm	75	41	6,2	1,2	6	4,3	40	24
120AZ080	80	inches	3.1/4	mm	80	42	6,4	1,2	6	5,1	45	24
120AZ090	90	inches	3.1/2	mm	90	51	7,2	1,2	6	6	62	24
120AZ100	100	inches	4	mm	100	57,5	7,2	1,2	8	5,8	72	24
<b>AZPO: ACCIAIO ZINCATO-PERNO OTTONE / ZINC PLATED STEEL - BRASS PIN</b>												
120AZ020PO	20	inches	3/4	mm	20	14	3,2	0,8	4	2,3	2	24
120AZ025PO	25	inches	1	mm	25	19	3,8	0,8	4	2,6	4	24
120AZ030PO	30	inches	1.1/4	mm	31,5	23	4,6	0,8	4	3,2	7	24
120AZ035PO	35	inches	-	mm	35	25	4,6	0,8	4	3,4	9	24
120AZ040PO	40	inches	1.1/2	mm	38,5	26	4,6	0,8	4	3,6	10	24
120AZ045PO	45	inches	1.3/4	mm	45	29	4,6	0,8	4	3,3	12	24
120AZ050PO	50	inches	2	mm	50	31	4,8	0,8	6	3,7	15	24
120AZ055PO	55	inches	2.1/4	mm	55	32	5	1	6	3,7	20	24
120AZ060PO	60	inches	-	mm	60	35	5,2	1	6	4,7	23	24
120AZ065PO	65	inches	2.1/2	mm	65	35	5,2	1	6	4,2	25	24
120AZ070PO	70	inches	2.3/4	mm	70	38	6,2	1,2	6	4,6	34	24
120AZ075PO	75	inches	3	mm	75	41	6,2	1,2	6	4,3	40	24
120AZ080PO	80	inches	3.1/4	mm	80	42	6,4	1,2	6	5,1	45	24
120AZ090PO	90	inches	3.1/2	mm	90	51	7,2	1,2	6	6	62	24
120AZ100PO	100	inches	4	mm	100	57,5	7,2	1,2	8	5,8	72	24



# ART 121


## CERNIERE QUADRE light square hinges



Cod.	SIZE	unit 2	size 2	UNIT	A	B	Ø Cern.	Sp Th	N.fori N.holes	Ø V	Gr. pcs	PZ/ BOX
<b>AZ: ACCIAIO ZINCATO / ZINC PLATED STEEL</b>												
121AZ020	20	inches	3/4	mm	20	18,8	3,2	0,7	4	2,9	2	24
121AZ025	25	inches	1	mm	25	25	4	0,8	4	2,6	4	24
121AZ030	30	inches	1.1/4	mm	31,5	31,5	4,6	0,8	4	3	9	24
121AZ035	35	inches	-	mm	35	36	4,6	0,8	4	3,6	11	24
121AZ040	40	inches	1.1/2	mm	38,5	39	4,6	0,8	4	3,5	13	24
121AZ045	45	inches	1.3/4	mm	45	45	4,6	0,8	6	3,5	17	24
121AZ050	50	inches	2	mm	50	50	4,6	0,8	6	3,6	20	24
121AZ055	55	inches	2.1/4	mm	55	55	5,1	1	6	4,2	29	24
121AZ060	60	inches	-	mm	60	60	5,3	1	6	4,7	34	24
121AZ065	65	inches	2.1/2	mm	65	65	5,3	1	6	4,4	40	24
121AZ070	70	inches	2.3/4	mm	70	70	6	1,2	6	4,6	56	24
121AZ075	75	inches	3	mm	75	75	5,9	1,2	6	4,3	64	24
121AZ080	80	inches	3.1/4	mm	80	80	6,2	1,2	6	5	73	24
121AZ090	90	inches	3.1/2	mm	90	90	7,2	1,2	8	5,7	95	24
121AZ100	100	inches	4	mm	100	102.5	7,2	1,2	8	5,8	116	24
<b>AZPO: ACCIAIO ZINCATO-PERNO OTTONE / ZINC PLATED STEEL - BRASS PIN</b>												
121AZ020PO	20	inches	3/4	mm	20	18,8	3,2	0,7	4	2,9	2	24
121AZ025PO	25	inches	1	mm	25	25	4	0,8	4	2,6	4	24
121AZ030PO	30	inches	1.1/4	mm	31,5	31,5	4,6	0,8	4	3	9	24
121AZ035PO	35	inches	-	mm	35	36	4,6	0,8	4	3,6	11	24
121AZ040PO	40	inches	1.1/2	mm	38,5	39	4,6	0,8	4	3,5	13	24
121AZ045PO	45	inches	1.3/4	mm	45	45	4,6	0,8	6	3,5	17	24
121AZ050PO	50	inches	2	mm	50	50	4,6	0,8	6	3,6	20	24
121AZ055PO	55	inches	2.1/4	mm	55	55	5,1	1	6	4,2	29	24
121AZ060PO	60	inches	-	mm	60	60	5,3	1	6	4,7	34	24
121AZ065PO	65	inches	2.1/2	mm	65	65	5,3	1	6	4,4	40	24
121AZ070PO	70	inches	2.3/4	mm	70	70	6	1,2	6	4,6	56	24
121AZ075PO	75	inches	3	mm	75	75	5,9	1,2	6	4,3	64	24
121AZ080PO	80	inches	3.1/4	mm	80	80	6,2	1,2	6	5	73	24
121AZ090PO	90	inches	3.1/2	mm	90	90	7,2	1,2	8	5,7	95	24
121AZ100PO	100	inches	4	mm	100	102.5	7,2	1,2	8	5,8	116	24




## ART 122

CERNIERE LUNGHE  
light long hinges

Cod.	SIZE	unit 2	size 2	UNIT	A	B	Ø Cern.	Sp Th	N.fori N.holes	Ø V	Gr. pcs	PZ/ BOX
<b>AZ: ACCIAIO ZINCATO / ZINC PLATED STEEL</b>												
122AZ050	50	inches	2	mm	22	51	5,3	1	6	3,3	11	24
122AZ060	60	inches	2.1/4	mm	22	61	5,3	1	6	3,3	13	24
122AZ070	70	inches	2.3/4	mm	22	71	5,3	1	6	3,3	15	24
122AZ080	80	inches	3.1/4	mm	25	80	6,2	1	6	3,3	20	24
122AZ090	90	inches	3.1/2	mm	25	90	6	1	3	6	22	24
122AZ100	100	inches	4	mm	25	99	6,2	1	6	3,4	24	24
122AZ110	110	inches	4.1/4	mm	28	110	7	1,4	6	3	40	24
122AZ120	120	inches	4.3/4	mm	28	119	7,5	1,4	8	4,4	42	24
122AZ130	130	inches	5	mm	28	130	7	1,4	8	3,5	45	24
122AZ140	140	inches	5.1/2	mm	28	140	7,5	1,4	8	4,4	48	24
122AZ150	150	inches	6	mm	32	150	8	1,8	8	4,4	72	24
122AZ160	160	inches	6.1/2	mm	31	160	8	1,8	8	4,4	77	24
122AZ180	180	inches	7	mm	35	180	8,5	2	8	4,5	104	24
122AZ200	200	inches	8	mm	34	200	8,5	2	8	4,5	115	24
<b>AZPO: ACCIAIO ZINCATO-PERNO OTTONE / ZINC PLATED STEEL - BRASS PIN</b>												
122AZ050PO	50	inches	2	mm	22	51	5,3	1	6	3,3	11	24
122AZ060PO	60	inches	2.1/4	mm	22	61	5,3	1	6	3,3	13	24
122AZ070PO	70	inches	2.3/4	mm	22	71	5,3	1	6	3,3	15	24
122AZ080PO	80	inches	3.1/4	mm	25	80	6,2	1	6	3,3	20	24
122AZ090PO	90	inches	3.1/2	mm	25	90	6	1	3	6	22	24
122AZ100PO	100	inches	4	mm	25	99	6,2	1	6	3,4	24	24
122AZ110PO	110	inches	4.1/4	mm	28	110	7	1,4	6	3	40	24
122AZ120PO	120	inches	4.3/4	mm	28	119	7,5	1,4	8	4,4	42	24
122AZ130PO	130	inches	5	mm	28	130	7	1,4	8	3,5	45	24
122AZ140PO	140	inches	5.1/2	mm	28	140	7,5	1,4	8	4,4	48	24
122AZ150PO	150	inches	6	mm	32	150	8	1,8	8	4,4	72	24
122AZ160PO	160	inches	6.1/2	mm	31	160	8	1,8	8	4,4	77	24
122AZ180PO	180	inches	7	mm	35	180	8,5	2	8	4,5	104	24
122AZ200PO	200	inches	8	mm	34	200	8,5	2	8	4,5	115	24


## ART 001

CERNIERE SEMIQUADRE  
light semisquare hinges

Cod.	SIZE	unit 2	size 2	UNIT	A	B	Ø Cern.	Sp Th	N.fori N.holes	Ø V	Gr. pcs	PZ/ BOX
<b>AZ: ACCIAIO ZINCATO / ZINC PLATED STEEL</b>												
001AZ001	25	inches	1	mm	25	19	3,8	0,8	4	2,6	4	24
001AZ114	30	inches	1.1/4	mm	31,5	31,5	4,6	0,8	4	3	9	24
001AZ112	45	inches	1.3/4	mm	45	29	4,6	0,8	4	3,3	12	24
001AZ002	50	inches	2	mm	50	31	4,8	0,8	6	3,7	15	24
001AZ212	65	inches	2.1/2	mm	65	35	5,2	1	6	4,2	25	24



# ART 838




## CERNIERE MEZZE LARGHE PESANTI PERNO FISSO

heavy narrow hinges - fixed pin

Cod.	unit 2	size 2	UNIT	A	B	Ø Cern.	Sp Th	N.fori N.holes	Ø V	Gr. pcs	PZ/ BOX
<b>AZ: ACCIAIO ZINCATO / ZINC PLATED STEEL</b>											
838AZ114	inches	1.1/4	mm	30	28,5	6	1,4	4	3	13	24
838AZ112	inches	1.1/2	mm	38	35	5,4	1,2	4	4,6	16	24
838AZ134	inches	1.3/4	mm	44	37	5,9	1,4	4	4,3	23	24
838AZ002	inches	2	mm	50	40	6,1	1,4	6	4,5	28	24
838AZ214	inches	2.1/4	mm	57	43	6,2	1,4	6	4,4	36	24
838AZ212	inches	2.1/2	mm	63,5	44	6,5	1,5	6	4,7	43	24
838AZ234	inches	2.3/4	mm	70	50	6,6	1,5	6	5,5	50	24
838AZ003	inches	3	mm	75	51	7,5	1,6	6	5,5	62	24
838AZ312	inches	3.1/2	mm	87	58	8,6	1,7	6	6	92	24
838AZ004	inches	4	mm	100	70	9,1	1,8	8	6	129	24
<b>AZPO: ACCIAIO ZINCATO-PERNO OTTONE / ZINC PLATED STEEL - BRASS PIN</b>											
838AZ114PO	inches	1.1/4	mm	30	28,5	6	1,4	4	3	13	24
838AZ112PO	inches	1.1/2	mm	38	35	5,4	1,2	4	4,6	16	24
838AZ134PO	inches	1.3/4	mm	44	37	5,9	1,4	4	4,3	23	24
838AZ002PO	inches	2	mm	50	40	6,1	1,4	6	4,5	28	24
838AZ214PO	inches	2.1/4	mm	57	43	6,2	1,4	6	4,4	36	24
838AZ212PO	inches	2.1/2	mm	63,5	44	6,5	1,5	6	4,7	43	24
838AZ234PO	inches	2.3/4	mm	70	50	6,6	1,5	6	5,5	50	24
838AZ003PO	inches	3	mm	75	51	7,5	1,6	6	5,5	62	24
838AZ312PO	inches	3.1/2	mm	87	58	8,6	1,7	6	6	92	24
838AZ004PO	inches	4	mm	100	70	9,1	1,8	8	6	129	24

# ART 840




## CERNIERE MEZZE LARGHE PESANTI PERNO A LEVARE

heavy narrow hinges - loose pin

Cod.	unit 2	size 2	UNIT	A	B	Ø Cern.	Sp Th	N.fori N.holes	Ø V	Gr. pcs	PZ/ BOX
<b>AZ: ACCIAIO ZINCATO / ZINC PLATED STEEL</b>											
840AZ114	inches	1.1/4	mm	30	28,5	6	1,4	4	3	13	24
840AZ112	inches	1.1/2	mm	38	35	5,4	1,2	4	4,6	16	24
840AZ134	inches	1.3/4	mm	44	37	5,9	1,4	4	4,3	23	24
840AZ002	inches	2	mm	50	40	6,1	1,4	6	4,5	28	24
840AZ214	inches	2.1/4	mm	57	43	6,2	1,4	6	4,4	35	24
840AZ212	inches	2.1/2	mm	63,5	44	6,5	1,5	6	4,7	42	24
840AZ234	inches	2.3/4	mm	70	50	6,6	1,5	6	5,5	50	24
840AZ003	inches	3	mm	75	51	7,5	1,6	6	5,5	62	24
840AZ312	inches	3.1/2	mm	87	58	8,6	1,7	6	6	92	24
840AZ004	inches	4	mm	100	70	9,1	1,8	8	6	131	24
840AZ412	inches	4.1/2	mm	112,50	77	9,6	1,8	8	5,5	162	24
840AZ005	inches	5	mm	125	80	10,3	2	8	5,5	219	24
<b>AZPO: ACCIAIO ZINCATO-PERNO OTTONE / ZINC PLATED STEEL - BRASS PIN</b>											
840AZ114PO	inches	1.1/4	mm	30	28,5	6	1,4	4	3	13	24
840AZ112PO	inches	1.1/2	mm	38	35	5,4	1,2	4	4,6	16	24
840AZ134PO	inches	1.3/4	mm	44	37	5,9	1,4	4	4,3	23	24
840AZ002PO	inches	2	mm	50	40	6,1	1,4	6	4,5	28	24
840AZ214PO	inches	2.1/4	mm	57	43	6,2	1,4	6	4,4	35	24
840AZ212PO	inches	2.1/2	mm	63,5	44	6,5	1,5	6	4,7	42	24
840AZ234PO	inches	2.3/4	mm	70	50	6,6	1,5	6	5,5	50	24
840AZ003PO	inches	3	mm	75	51	7,5	1,6	6	5,5	62	24
840AZ312PO	inches	3.1/2	mm	87	58	8,6	1,7	6	6	92	24
840AZ004PO	inches	4	mm	100	70	9,1	1,8	8	6	131	24

# ART 125


CERNIERE EXTRA PESANTI - PERNO FISSO  
very strong hinges - fixed pin



Cod.	unit 2	size 2	UNIT	A	B	Ø Cern.	Sp Th	N.fori N.holes	Ø V	Gr. pcs	PZ/ BOX
<b>AZ: ACCIAIO ZINCATO / ZINC PLATED STEEL</b>											
125AZ202	inches	2 x 2	mm	50	50	8	1,5	4	5	48	10
125AZ255	inches	2.1/2 x 2.1/2	mm	65	65	10	2	6	5	97	10
125AZ325	inches	3 x 2.1/2	mm	76	66,5	10,5	2	6	5	120	10
125AZ303	inches	3 x 3	mm	75	75	11	2	6	5	135	10
125AZ353	inches	3.1/2 x 3	mm	90	75	12,5	2,5	6	5	195	10
125AZ355	inches	3.1/2 x 3.1/2	mm	90	90	12,5	2,5	6	5	220	10
125AZ435	inches	4 x 3.1/2	mm	100	90	13,5	3	8	5	300	10
125AZ404	inches	4 x 4	mm	102	102	13,5	3	8	5	325	10
125AZ505	inches	5 x 5	mm	127	127	15,5	3,2	8	5	540	6

# ART 126


CERNIERE RETTANGOLARI PESANTI - PERNO FISSO  
strong rectangular hinges - fixed pin



Cod.	unit 2	size 2	UNIT	A	B	Ø Cern.	Sp Th	N.fori N.holes	Ø V	Gr. pcs	PZ/ BOX
<b>AZ: ACCIAIO ZINCATO / ZINC PLATED STEEL</b>											
126AZ001	inches	1	mm	26	52	6	1,4	6	4,5	25	24
126AZ112	inches	1.1/2	mm	37	75,5	8	2	6	5	45	24
126AZ134	inches	1.3/4	mm	42	80	7	1,5	6	5	58	24
126AZ002	inches	2	mm	48	96	8	2	6	5	78	24
126AZ212	inches	2.1/2	mm	63,5	113	9	2	6	5,5	125	24
126AZ003	inches	3	mm	76	140	9	2	8	6	268	12

# ART 127


CERNIERE AMERICANE PESANTI PERNO UNICO A LEVARE  
loose single - pin strong hinges



Cod.	SIZE	unit 2	size 2	UNIT	A	B	Ø Cern.	Sp Th	N.fori N.holes	Ø V	Gr. pcs	PZ/ BOX
<b>AZ: ACCIAIO ZINCATO / ZINC PLATED STEEL</b>												
127AZ202		inches	2 x 2	mm	50	50	8	1,5	4	5	48	10
127AZ255		inches	2.1/2 x 2.1/2	mm	63	63	10	2	6	3,5	96	10
127AZ325		inches	3 x 2.1/2	mm	76	66,5	10,5	2	6	5	120	10
127AZ303		inches	3 x 3	mm	76	76	11	2	6	4,5	140	10
127AZ353		inches	3.1/2 x 3	mm	89	76	13	2,5	6	5	210	10
127AZ355		inches	3.1/2 x 3.1/2	mm	89	89	13	2,5	6	5	230	10
127AZ435		inches	4 x 3.1/2	mm	101	89	15	3	8	5	305	10
127AZ404		inches	4 x 4	mm	101	101	15	3	8	5	335	10
127AZ505		inches	5 x 5	mm	127	127	15,5	3	8	5	540	6




## ART 129

CERNIERE AMERICANE PESANTI PERNO A LEVARE - POMOLI PIATTI  
loose pin strong hinges - flat knobs


Cod.	unit 2	size 2	UNIT	A	B	Ø Cern.	Sp Th	N.fori N.holes	Ø V	Gr. pcs	PZ/ BOX
<b>AL: ACCIAIO LUCIDO / POLISHED STEEL</b>											
129AL255	inches	2.1/2 x 2.1/2	mm	63	63	10	2	6	3,5	96	10
129AL303	inches	3 x 3	mm	76	76	11	2	6	4,5	140	10
129AL353	inches	3.1/2 x 3	mm	89	76	13	2,5	6	5	210	10
129AL355	inches	3.1/2 x 3.1/2	mm	89	89	13	2,5	6	5	230	10
129AL435	inches	4 x 3.1/2	mm	101	89	15	3	8	5	305	10
129AL404	inches	4 x 4	mm	101	101	15	3	8	5	335	10
<b>AZ: ACCIAIO ZINCATO / ZINC PLATED STEEL</b>											
129AZ255	inches	2.1/2 x 2.1/2	mm	63	63	10	2	6	3,5	96	10
129AZ303	inches	3 x 3	mm	76	76	11	2	6	4,5	140	10
129AZ353	inches	3.1/2 x 3	mm	89	76	13	2,5	6	5	210	10
129AZ355	inches	3.1/2 x 3.1/2	mm	89	89	13	2,5	6	5	230	10
129AZ435	inches	4 x 3.1/2	mm	101	89	15	3	8	5	305	10
129AZ404	inches	4 x 4	mm	101	101	15	3	8	5	335	10

## ART 130

CERNIERE AMERICANE PESANTI CON CUSCINETTI A SFERE-POMOLI PIATTI  
strong hinges with ball bearings - flat knobs

Cod.	unit 2	size 2	UNIT	A	B	Ø Cern.	Sp Th	N.fori N.holes	Ø V	Gr. pcs	PZ/ BOX
<b>AB: ACCIAIO BRONZATO / BRONZED STEEL</b>											
130AB325	inches	3 x 2.1/2	mm	76	64	10,5	2	6	4,9	116	2
130AB303	inches	3 x 3	mm	76	76	10,5	2	6	4,9	130	2
130AB353	inches	3.1/2 x 3	mm	89	76	12,5	2,5	6	5,4	198	2
130AB355	inches	3.1/2 x 3.1/2	mm	89	89	12,5	2,5	6	5,4	218	2
130AB435	inches	4 x 3.1/2	mm	101	89	13,7	3	8	5,4	289	2
130AB404	inches	4 x 4	mm	101	101	14,5	3	8	5,4	350	2
130AB504	inches	5 x 4	mm	127	101	15	3	8	6	417	2
<b>AO: ACCIAIO OTTONATO / BRASS-PLATED STEEL</b>											
130AO325	inches	3 x 2.1/2	mm	76	64	10,5	2	6	4,9	116	2
130AO303	inches	3 x 3	mm	76	76	10,5	2	6	4,9	130	2
130AO353	inches	3.1/2 x 3	mm	89	76	12,5	2,5	6	5,4	198	2
130AO355	inches	3.1/2 x 3.1/2	mm	89	89	12,5	2,5	6	5,4	218	2
130AO435	inches	4 x 3.1/2	mm	101	89	13,7	3	8	5,4	289	2
130AO404	inches	4 x 4	mm	101	101	14,5	3	8	5,4	350	2
130AO504	inches	5 x 4	mm	127	101	15	3	8	6	417	2


## ART 131



CERNIERE AMERICANE PES.CON COLLO, CUSC.A SFERE-POMOLI PIATTI  
strong bended hinges with ball bearings - flat knobs

Cod.	unit 2	size 2	UNIT	A	B	E	Ø Cern.	Sp Th	N.fori N.holes	Ø V	Gr. pcs	PZ/ BOX
<b>AB: ACCIAIO BRONZATO / BRONZED STEEL</b>												
131AB003	inches	3	mm	76	46	33,5	10,5	2	6	4,9	129	2
131AB035	inches	3.1/2	mm	89	58	34,5	12,5	2,5	6	4,9	204	2
131AB004	inches	4	mm	101	63	39	13,7	3	8	5,4	289	2
131AB005	inches	5	mm	127	68	45	15	3	8	6	412	2
<b>A0: ACCIAIO OTTONATO / BRASS-PLATED STEEL</b>												
131A0003	inches	3	mm	76	46	33,5	10,5	2	6	4,9	129	2
131A0035	inches	3.1/2	mm	89	58	34,5	12,5	2,5	6	4,9	204	2
131A0004	inches	4	mm	101	63	39	13,7	3	8	5,4	289	2
131A0005	inches	5	mm	127	68	45	15	3	8	6	412	2


## ART 132



CUSCINETTI A SFERA REGGISPINTA  
ball bearings

Cod.	SIZE	UNIT	d	D	H cusc. H ball b.	per art for art	misura size	PZ/ BOX
1093CUTO	8	mm	20	29	6,5	1081/1095	-	1
<b>A0: ACCIAIO OTTONATO / BRASS-PLATED STEEL</b>								
132A0001	1	mm	6	12,5	5,5	130/131	poll.-in.:3	1
132A0002	2	mm	7	15	6,5	130/131	poll.-in.:3.1/2 - 4	1
132A0003	3	mm	8	16,5	7	130/131	poll.-in.:4 x 4	1
132A0004	4	mm	8,5	17,5	7,5	130/131	poll.-in.:5	1

## ART 136PP




CERNIERE PESANTI C.CUSCINETTI A SFERE,POMOLI PIATTI  
Strong hinges w.ball bearings,flat knobs

Cod.	unit 2	size 2	UNIT	A	B	Ø Cern.	Sp Th	N.fori N.holes	Ø V	Gr. pcs	PZ/ BOX
<b>SC: SABBATO CROMATO / SANDED CHROME PLATED</b>											
136SC403PP	inches	4 x 3	mm	101	76	13,7	3	8	5,4	285	2
<b>SN: SABBATO NICHELATO / SANDED NICKEL PLATED</b>											
136SN403PP	inches	4 x 3	mm	101	76	13,7	3	8	5,4	285	2



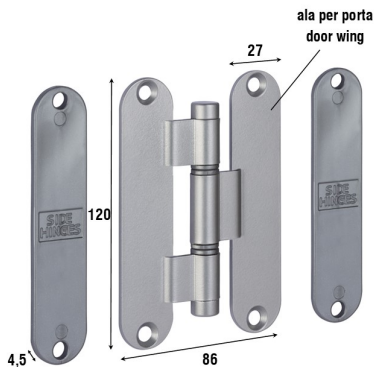
# ART 136PS



CERNIERE PESANTI C.CUSCINETTI A SFERE,POMOLI SFERICI  
Strong hinges w.ball bearings,spheric knobs

Cod.	unit 2	size 2	UNIT	A	B	Ø Cern.	Sp Th	N.fori N.holes	Ø V	Gr. pcs	PZ/ BOX
<b>FA: FERRO ANTICO / ANTIQUE IRON</b>											
136FA403PS	inches	4 x 3	mm	101	76	13,7	3	8	5,4	320	2
<b>OA: ACCIAIO OTTONATO ANTICO / ANTIQUE BRASS PLATED STEEL</b>											
136OA403PS	inches	4 x 3	mm	101	76	13,7	3	8	5,4	320	2


# ART 140



CERNIERE PER PORTE A FILO  
hinges for flush doors

Cod.	SIZE	UNIT	Ø Cern.	Sp Th	N.fori N.holes	Ø V	Gr. pcs	PZ/ BOX
<b>CS: ACCIAIO CROMO SATINATO / SATIN CHROME PLATED STEEL</b>								
140CS120	120 X 86	mm	13,40	2,5	4	6,5	240	12
<b>NS: ACCIAIO NICKEL SATINATO / SATIN NICKEL PLATED STEEL</b>								
140NS120	120 X 86	mm	13,40	2,5	4	6,5	240	12

# ART 142




CERNIERE PER PORTE A FILO, POMOLI PIATTI  
Hinges for flush doors

Cod.	SIZE	UNIT	Ø Cern.	N.fori N.holes	Ø V	Gr. pcs	PZ/ BOX
<b>BG: ACCIAIO OTTONATO BRONZO GRAFFIATO / SCRATCHED BRONZED BRASS PLATED STEEL</b>							
142BG130	130X91	mm	11,3	6	4	244	6
<b>CM: ACCIAIO CROMO OPACO / MATT CHROME PLATED STEEL</b>							
142CM130	130X91	mm	11,3	6	4	244	6
<b>NO: VERNICIATO NERO OPACO / MATT BLACK COATED</b>							
142NO130	130X91	mm	11,3	6	4	244	6



## ART 142B

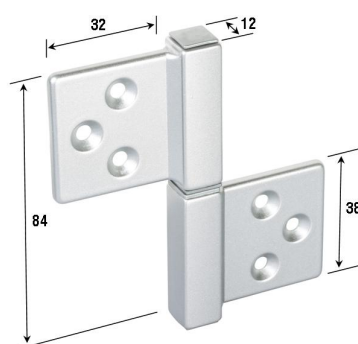
CERNIERE PORTE A FILO, POMOLI BAROCCO  
Hinges for flush doors, baroque knobs



Cod.	SIZE	UNIT	Ø Cern.	N.fori N.holes	Ø V	Gr. pcs	PZ/ BOX
<b>BG:</b> ACCIAIO OTTONATO BRONZO GRAFFIATO / SCRATCHED BRONZED BRASS PLATED STEEL							
142BG130-B	130x91	mm	11,3	6	4	250	6

## ART 143Q

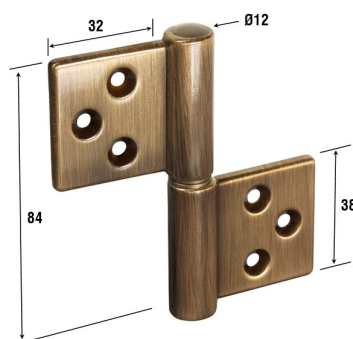
CERNIERE, IN ZAMA, SEZIONE QUADRA  
Square profile hinges



Cod.	SIZE	UNIT	Ø Cern.	N.fori N.holes	Ø V	Gr. pcs	PZ/ BOX
<b>BO:</b> VERNICIATO BIANCO OPACO / MATT WHITE COATED							
143B0032Q	84	mm	12	6	4,2	128	12
<b>CS:</b> ACCIAIO CROMO SATINATO / SATIN CHROME PLATED STEEL							
143CS032Q	84	mm	12	6	4,2	128	12
<b>NO:</b> VERNICIATO NERO OPACO / MATT BLACK COATED							
143N0032Q	84	mm	12	6	4,2	128	12

## ART 143T


CERNIERE, IN ZAMA, SEZIONE TONDA  
Round profile hinges



Cod.	SIZE	UNIT	Ø Cern.	N.fori N.holes	Ø V	Gr. pcs	PZ/ BOX
<b>BO:</b> VERNICIATO BIANCO OPACO / MATT WHITE COATED							
143B0032T	84	mm	12	6	4,2	122	12
<b>CS:</b> ACCIAIO CROMO SATINATO / SATIN CHROME PLATED STEEL							
143CS032T	84	mm	12	6	4,2	122	12
<b>NO:</b> VERNICIATO NERO OPACO / MATT BLACK COATED							
143N0032T	84	mm	12	6	4,2	122	12




# ART 144



CERNIERA, IN ZAMA, UNIVERSALE, SEZIONE QUADRA  
Square section universal hinge

Cod.	SIZE	UNIT	Ø Cern.	N.fori N.holes	Ø V	Gr. pcs	PZ/ BOX
<b>BO:</b> VERNICIATO BIANCO OPACO / MATT WHITE COATED							
144B00320	110X77	mm	12	7	4,5	170	12
<b>CS:</b> ACCIAIO CROMO SATINATO / SATIN CHROME PLATED STEEL							
144CS0320	110x77	mm	12	7	4,5	170	12
<b>NO:</b> VERNICIATO NERO OPACO / MATT BLACK COATED							
144N00320	110X77	mm	12	7	4,5	170	12


# ART 150



FERRI LETTO TRAFILATI  
drawn bed fittings

Cod.	SIZE	UNIT	A	N.fori N.holes	Ø V	Gr. pcs	PZ/ BOX
<b>AL:</b> ACCIAIO LUCIDO / POLISHED STEEL							
150AL08	8	mm	80	4	3,5	45	40
150AL11	10	mm	100	6	3,5	60	40
150AL12	12	mm	120	6	3,5	75	40
150AL14	14	mm	140	6	3,5	85	40

# ART 151




FERRI LETTO SBALZATI  
embossed bed fittings

Cod.	SIZE	UNIT	A	N.fori N.holes	Ø V	Gr. pcs	PZ/ BOX
<b>AL:</b> ACCIAIO LUCIDO / POLISHED STEEL							
151AL08	8	mm	80	4	4,5	55	40
151AL12	12	mm	120	6	4,5	75	40
151AL14	14	mm	140	6	4,5	90	40



## ART 152

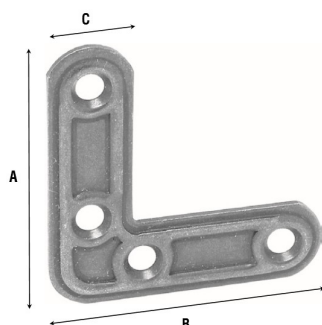
FERRI LETTO AD ANGOLO - TIPO INCASTRO  
angular bed fittings



Cod.	SIZE	UNIT	A	Sp Th	N.fori N.holes	Ø V	Gr. pcs	ST/ BOX
<b>AT: ACCIAIO TROPICALIZZATO / YELLOW ZINC-PLATED STEEL</b>								
152AT095	95	mm	95	2,5	6	4	330	1
152AT150	150	mm	144	2,5	8	4,5	500	1

## ART 153

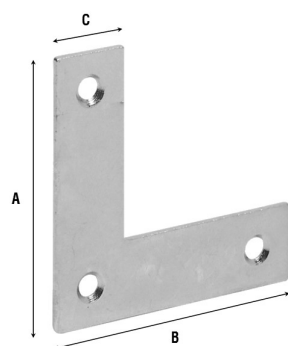
ANGOLI DI RINFORZO LEGGERI STAMPATI  
light pressed angled plates



Cod.	SIZE	UNIT	AxB	C	Sp Th	N.fori N.holes	Ø V	Gr. pcs	PZ/ BOX
<b>AZ: ACCIAIO ZINCATO / ZINC PLATED STEEL</b>									
153AZ44	4X4	mm	40x40	15	1,5	4	3,8	12	100
153AZ55	5X5	mm	50x50	15	1,5	4	3,8	16	100
153AZ66	6X6	mm	60x60	15	1,5	4	3,8	19	100
153AZ77	7X7	mm	70x70	15	1,5	4	3,8	22	100

## ART 155


ANGOLI DI RINFORZO LEGGERI  
light angled plates



Cod.	SIZE	UNIT	AxB	C	Sp Th	N.fori N.holes	N.fori Quadri	Ø V	Gr. pcs	PZ/ BOX
<b>AZ: ACCIAIO ZINCATO / ZINC PLATED STEEL</b>										
155AZ33	3X3	mm	30X30	15	1,5	3	3		7,5	200
155AZ44	4X4	mm	40x40	15	1,5	3		3	11	200
155AZ55	5X5	mm	50x50	15	1,5	4		3	15	200
155AZ66	6X6	mm	60x60	15	1,5	5		3	18	200



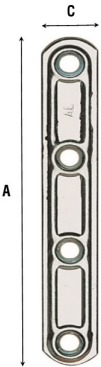
# ART 157



ANGOLI DI RINFORZO PESANTI  
heavy angled plates

Cod.	SIZE	UNIT	A	B	C	Sp Th	N.fori N.holes	Ø V	Gr. pcs	PZ/ BOX
AZ: ACCIAIO ZINCATO / ZINC PLATED STEEL										
157AZ08	8X8	mm	80	80	18	2	4	3,5	38	100
157AZ10	10X10	mm	100	100	18	2	4	4	50	100
157AZ12	12X12	mm	120	120	18	2	6	4	63	100
157AZ14	14X14	mm	140	140	22	2	6	4	84	50
157AZ16	16X16	mm	160	160	22	2	6	4	99	50
157AZ18	18X18	mm	180	180	25	2	6	4,5	128	50
157AZ20	20X20	mm	200	200	25	2	6	4,5	145	50

# ART 163

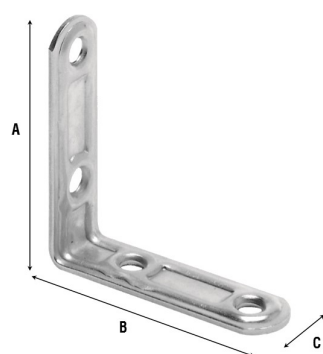


LASTRINE STAMPATE 4 FORI DIRITTE  
pressed connectors with 4 holes

Cod.	SIZE	UNIT	A	C	Sp Th	N.fori N.holes	Ø V	Gr. pcs	PZ/ BOX
AB: ACCIAIO BRONZATO / BRONZED STEEL									
163AB06	6	mm	61	15	1,5	4	3,8	9,9	100
163AB08	8	mm	79	15	1,5	4	3,8	12,3	100
163AB10	10	mm	99	15	1,5	4	3,8	16	100
163AB12	12	mm	119	15	1,5	4	3,8	19,3	100
163AB14	14	mm	139	15	1,5	4	3,8	22,5	100
AT: ACCIAIO TROPICALIZZATO / YELLOW ZINC-PLATED STEEL									
163AT06	6	mm	61	15	1,5	4	3,8	9,9	100
163AT08	8	mm	79	15	1,5	4	3,8	12,9	100
163AT10	10	mm	99	15	1,5	4	3,8	16	100
163AT12	12	mm	119	15	1,5	4	3,8	19,3	100
163AT14	14	mm	139	15	1,5	4	3,8	22,5	100
AZ: ACCIAIO ZINCATO / ZINC PLATED STEEL									
163AZ06	6	mm	61	15	1,5	4	3,8	9,9	100
163AZ08	8	mm	79	15	1,5	4	3,8	12,9	100
163AZ10	10	mm	99	15	1,5	4	3,8	16	100
163AZ12	12	mm	119	15	1,5	4	3,8	19,3	100
163AZ14	14	mm	139	15	1,5	4	3,8	22,5	100

# ART 164

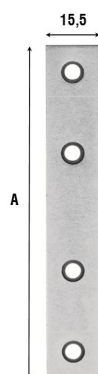
LASTRINE STAMPATE 4 FORI ANGOLO  
pressed angled connectors with 4 holes



Cod.	SIZE	UNIT	AxB	C	Sp Th	N.fori N.holes	Ø V	Gr. pcs	PZ/ BOX
<b>AB: ACCIAIO BRONZATO / BRONZED STEEL</b>									
164AB33	3X3	mm	31x31	15	1,5	4	3,8	9,9	100
164AB44	4X4	mm	40x40	15	1,5	4	3,8	12,3	100
164AB55	5X5	mm	50x50	15	1,5	4	3,8	16	100
164AB66	6X6	mm	60x60	15	1,5	4	3,8	19,3	100
164AB77	7X7	mm	70x70	15	1,5	4	3,8	22,5	100
<b>AT: ACCIAIO TROPICALIZZATO / YELLOW ZINC-PLATED STEEL</b>									
164AT33	3X3	mm	31x31	15	1,5	4	3,8	9,9	100
164AT44	4X4	mm	40x40	15	1,5	4	3,8	12,3	100
164AT55	5X5	mm	50x50	15	1,5	4	3,8	16	100
164AT66	6X6	mm	60x60	15	1,5	4	3,8	19,3	100
164AT77	7X7	mm	70x70	15	1,5	4	3,8	22,5	100
<b>AZ: ACCIAIO ZINCATO / ZINC PLATED STEEL</b>									
164AZ33	3X3	mm	31x31	15	1,5	4	3,8	9,9	100
164AZ44	4X4	mm	40x40	15	1,5	4	3,8	12,3	100
164AZ55	5X5	mm	50x50	15	1,5	4	3,8	16	100
164AZ66	6X6	mm	60x60	15	1,5	4	3,8	19,3	100
164AZ77	7X7	mm	70x70	15	1,5	4	3,8	22,5	100

# ART 165


LASTRINE 4 FORI DIRITTE  
connectors with 4 holes



Cod.	SIZE	UNIT	A	N.fori N.holes	Ø V	Gr. pcs	PZ/ BOX
<b>AZ: ACCIAIO ZINCATO / ZINC PLATED STEEL</b>							
165AZ04	4	mm	40	4	3,5	9	100
165AZ06	6	mm	60	4	3,5	13	100
165AZ08	8	mm	80	4	3,5	17	100
165AZ10	10	mm	100	4	4	22	100
165AZ12	12	mm	120	4	4	27	100
165AZ14	14	mm	140	4	4	32	100
165AZ16	16	mm	160	4	4	37	100
165AZ18	18	mm	180	4	4	42	100
165AZ20	20	mm	200	4	4	45	100

# ART 166


LASTRINE 4 FORI ANGOLO  
angled connectors with 4 holes



Cod.	SIZE	UNIT	A	B	N.fori N.holes	Ø V	Gr. pcs	PZ/ BOX
<b>AZ: ACCIAIO ZINCATO / ZINC PLATED STEEL</b>								
166AZ22	2X2	mm	20	20	2	3,5	9	100
166AZ33	3X3	mm	30	30	4	3,5	13	100
166AZ44	4X4	mm	40	40	4	3,5	17	100
166AZ55	5X5	mm	50	50	4	3,5	22	100
166AZ66	6X6	mm	60	60	4	4	27	100
166AZ77	7X7	mm	70	70	4	4	32	100
166AZ88	8X8	mm	80	80	4	4	37	100
166AZ99	9X9	mm	90	90	4	4	42	100
166AZ10	10X10	mm	100	100	4	4	45	100



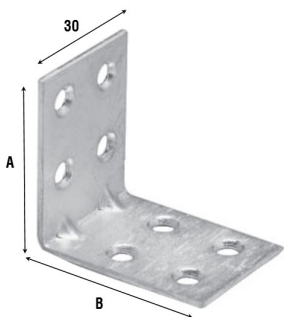
# ART 167



LASTRINE FINESTRA  
connectors with window

Cod.	SIZE	UNIT	A	N.fori N.holes	Ø V	Gr. pcs	PZ/ BOX
AZ: ACCIAIO ZINCATO / ZINC PLATED STEEL							
167AZ06	6	mm	60	2	3	10	100
167AZ08	8	mm	80	3	3	14	100
167AZ10	10	mm	100	3	3	18	100
167AZ12	12	mm	120	4	3	23	100


# ART 169



GIUNZIONI AD ANGOLO  
angled connectors

Cod.	SIZE	UNIT	AxB	Sp Th	Gr. pcs	PZ/ BOX
AZ: ACCIAIO ZINCATO / ZINC PLATED STEEL						
169AZ22	2X2	mm	20X20	2	15	50
169AZ33	3X3	mm	30X30	2	23	50
169AZ44	4X4	mm	40X40	2	32	50
169AZ55	5X5	mm	50X50	2	41	50
169AZ66	6X6	mm	60X60	2	50	50
169AZ77	7X7	mm	70X70	2	59	50
169AZ88	8X8	mm	80X80	2	69	50
169AZ99	9X9	mm	90X90	2	77	50
169AZ10	10X10	mm	100X100	2	86	50

# ART 170




GIUNZIONI DIRITTE  
flat connectors

Cod.	SIZE	UNIT	A	Sp Th	Gr. pcs	PZ/ BOX
AZ: ACCIAIO ZINCATO / ZINC PLATED STEEL						
170AZ04	4	mm	40	2	15	50
170AZ06	6	mm	60	2	23	50
170AZ08	8	mm	80	2	32	50
170AZ10	10	mm	100	2	41	50
170AZ12	12	mm	120	2	50	50
170AZ14	14	mm	140	2	59	50
170AZ16	16	mm	160	2	69	50
170AZ18	18	mm	180	2	77	50
170AZ20	20	mm	200	2	86	50



# ART 171


ATTACCA QUADRI FISSI  
picture hangers



Cod.	SIZE	UNIT	A	B	D	Sp Th	N.fori N.holes	Ø V	Gr. pcs	PZ/ BOX
<b>A0: ACCIAIO OTTONATO / BRASS-PLATED STEEL</b>										
171A001	1	mm	30	21	10	0,8	3	2	2,3	500
171A002	2	mm	35	25	11,5	0,8	3	2	3,2	500
171A003	3	mm	40	30	13	0,8	3	2,5	4,5	500
171A004	4	mm	50	40	15	0,8	3	3	7,6	500

# ART 172

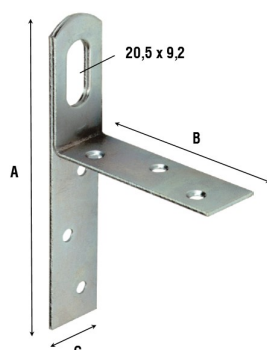
ATTACCAGLIE SNODATE  
articulated hangers



Cod.	SIZE	UNIT	A	B	N.fori N.holes	Ø V	Gr. pcs	PZ/ BOX
<b>A0: ACCIAIO OTTONATO / BRASS-PLATED STEEL</b>								
172A000	0	mm	16	10,5	2	0,7	0,4	1000
172A001	1	mm	20	13	2	0,7	0,6	1000
172A002	2	mm	24	15	2	1	0,9	1000
172A003	3	mm	27	16,5	2	1,5	1,2	500
172A004	4	mm	32	19	3	1,5	1,6	500
172A005	5	mm	39	23	3	2	2,6	500

# ART 176

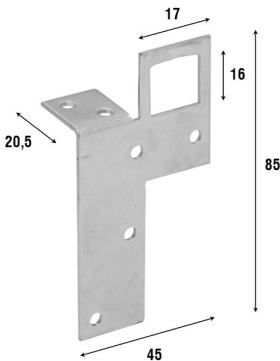
LASTRINE FINESTRA DOPPIE - PIEGATE SALDATE  
double bended welded connectors



Cod.	SIZE	UNIT	A	B	D	Sp Th	N.fori N.holes	Ø V	Gr. pcs	PZ/ BOX
<b>AZ: ACCIAIO ZINCATO / ZINC PLATED STEEL</b>										
176AZ10	10	mm	100	63	19,3	1,5	6	4,7	39	50



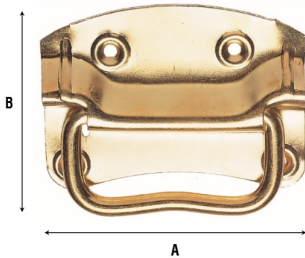
# ART 177



LASTRINE FINESTRA PER MOBILI PENSILI  
connectors for hanging furniture

Cod.	SIZE	UNIT	Sp Th	N.fori N.holes	Ø V	Gr. pcs	PZ/ BOX
<b>AZ: ACCIAIO ZINCATO / ZINC PLATED STEEL</b>							
177AZ00D	85	mm	1,5	6	3	58	100
177AZ00S	85	mm	1,5	6	3	58	100

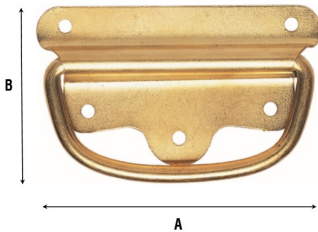
# ART 195



MANIGLIE AMERICANE PER BAULI  
handles for trunks

Cod.	SIZE	UNIT	A	B	N.fori N.holes	Ø V	Gr. pcs	PZ/ BOX
<b>VN: ACCIAIO VERNICIATO NERO / BLACK COATED STEEL</b>								
195VN09	99	mm	90	68	4	4	100	12
195VN11	11	mm	110	83	4	5	160	12

# ART 196



MANIGLIE SOTTOLASTRA PER CASSE  
handles for cases

Cod.	SIZE	UNIT	A	B	N.fori N.holes	Ø V	Gr. pcs	PZ/ BOX
<b>BR: ACCIAIO BRUNITO / BLUED STEEL</b>								
196BR08	8	mm	80	44	5	4	70	12
196BR09	9	mm	90	53	5	4	95	12
196BR10	10	mm	100	58	5	4	115	12
196BR11	11	mm	110	64	5	4,5	130	12
196BR12	12	mm	120	71	5	4,5	140	12

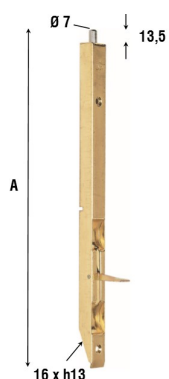


## ART 199

POZZETTI PER CATENACCI  
fittings for bolts


Cod.	SIZE	UNIT	d	PZ/ BOX
<b>OT: OTTONE TORNITO / TURNED BRASS</b>				
1990T06	6	mm	9,5	50
1990T08	8	mm	12	50
1990T10	10	mm	14	50
1990T12	12	mm	16	50
1990T14	14	mm	18	50
1990T18	18	mm	22	50
1990T20	20	mm	24	50
1990T22	22	mm	26	50

## ART 202

CATENACCI PROFILATI A LEVA FRONTALE MM 16-ALTEZZA MM 13  
lever action profiled bolts width mm16 - height mm 13

Cod.	SIZE	UNIT	A	N.fori N.holes	ø V	Gr. pcs	PZ/ BOX
<b>AB: ACCIAIO BRONZATO / BRONZED STEEL</b>							
202AB15	15	mm	150	2	3,5	65	12
202AB20	20	mm	200	2	3,5	80	12
202AB25	25	mm	250	2	3,5	105	12
202AB30	30	mm	300	2	3,5	125	12
202AB40	40	mm	400	3	3,5	165	12
202AB50	50	mm	500	3	3,5	205	12
202AB60	60	mm	600	3	3,5	245	12
<b>AO: ACCIAIO OTTONATO / BRASS-PLATED STEEL</b>							
202AO15	15	mm	150	2	3,5	65	12
202AO20	20	mm	200	2	3,5	80	12
202AO25	25	mm	250	2	3,5	105	12
202AO30	30	mm	300	2	3,5	125	12
202AO40	40	mm	400	3	3,5	165	12
202AO50	50	mm	500	3	3,5	205	12
202AO60	60	mm	600	3	3,5	245	12

## ART 211


CATENACCI FRONTALI MM 20 - ASTA Ø 10 MM  
bolts width mm 20 - rod ø 10 mm

Cod.	SIZE	UNIT	A	N.fori N.holes	ø V	Gr. pcs	PZ/ BOX
<b>AL: ACCIAIO LUCIDO / POLISHED STEEL</b>							
211AL015	15	mm	150	2	4	109	10
211AL020	20	mm	200	2	4	134	10
211AL025	25	mm	250	2	4	157	10
211AL030	30	mm	300	2	4	171	10
211AL040	40	mm	400	2	4	215	10
<b>AO: ACCIAIO OTTONATO / BRASS-PLATED STEEL</b>							
211AO015	15	mm	150	2	4	109	10
211AO020	20	mm	200	2	4	134	10
211AO025	25	mm	250	2	4	157	10
211AO030	30	mm	300	2	4	171	10
211AO040	40	mm	400	2	4	215	10



# ART 214

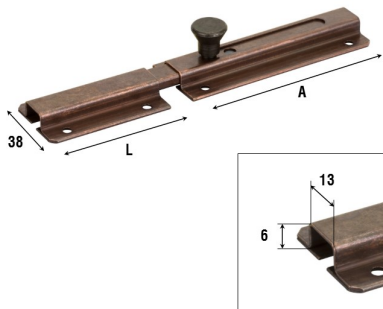
CATENACCI PORTALUCCHETTO EXTRA LEGGERI - ASTA PIATTA  
very light safety bolts - flat rod



Cod.	SIZE	UNIT	A	B	L	N.fori N.holes	Ø V	Gr. pcs	PZ/ BOX
<b>AZ: ACCIAIO ZINCATO / ZINC PLATED STEEL</b>									
214AZ08	8	mm	85	67	18	6	3	40	10
214AZ10	10	mm	100	85	18	6	3	50	10

# ART 215


CATENACCI TRASVERSALI LEGGERI RICOPERTI  
light coated transverse bolts



Cod.	SIZE	UNIT	A	L	N.fori N.holes	Ø V	Gr. pcs	PZ/ BOX
<b>AB: ACCIAIO BRONZATO / BRONZED STEEL</b>								
215AB08	8	mm	80	30	6	4,2	107	20
215AB12	12	mm	120	45	8	4,2	149	20
215AB16	16	mm	160	60	8	4,2	202	20
215AB20	20	mm	200	75	8	4,2	251	10
<b>AZ: ACCIAIO ZINCATO / ZINC PLATED STEEL</b>								
215AZ08	8	mm	80	30	6	4,2	107	20
215AZ12	12	mm	120	45	8	4,2	149	20
215AZ16	16	mm	160	60	8	4,2	202	20
215AZ20	20	mm	200	75	8	4,2	251	10
<b>VI: ACCIAIO VERNICIATO GRIGIO / GREY COATED STEEL</b>								
215VI08	8	mm	80	30	6	4,2	107	20
215VI12	12	mm	120	45	8	4,2	149	20
215VI16	16	mm	160	60	8	4,2	202	20
215VI20	20	mm	200	75	8	4,2	251	10
<b>VN: ACCIAIO VERNICIATO NERO / BLACK COATED STEEL</b>								
215VN08	8	mm	80	30	6	4,2	107	20
215VN12	12	mm	120	45	8	4,2	149	20
215VN16	16	mm	160	60	8	4,2	202	20
215VN20	20	mm	200	75	8	4,2	251	10

## ART 216

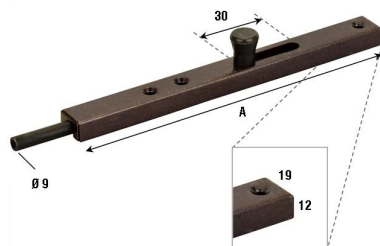
CATENACCI TRASVERSALI LEGGERI - ASTA TONDA  
light transverse bolts - round rod



Cod.	SIZE	UNIT	A	L	N.fori N.holes	Ø V	Gr. pcs	PZ/ BOX
<b>AB: ACCIAIO BRONZATO / BRONZED STEEL</b>								
216AB08	8	mm	80	30	6	4,2	103	10
216AB12	12	mm	120	45	8	4,2	152	10
216AB16	16	mm	160	60	8	4,2	201	10
216AB20	20	mm	200	75	8	4,2	249	10
<b>AT: ACCIAIO TROPICALIZZATO / YELLOW ZINC-PLATED STEEL</b>								
216AT08	8	mm	80	30	6	4,2	103	10
216AT12	12	mm	120	45	8	4,2	152	10
216AT16	16	mm	160	60	8	4,2	201	10
216AT20	20	mm	200	75	8	4,2	249	10
<b>AZ: ACCIAIO ZINCATO / ZINC PLATED STEEL</b>								
216AZ08	8	mm	80	30	6	4,2	103	10
216AZ12	12	mm	120	45	8	4,2	152	10
216AZ16	16	mm	160	60	8	4,2	201	10
216AZ20	20	mm	200	75	8	4,2	249	10

## ART 231

CATENACCI VERTICALI CON FORI  
vertical bolts with holes




Cod.	SIZE	UNIT	A	N.fori N.holes	Ø V	Gr. pcs	PZ/ BOX
<b>AB: ACCIAIO BRONZATO / BRONZED STEEL</b>							
231AB20	20	mm	200	5	3,5	205	20
231AB25	25	mm	250	5	3,5	240	20
231AB30	30	mm	300	5	3,5	265	20
231AB40	40	mm	400	5	3,5	340	20
231AB50	50	mm	500	5	3,5	405	10
231AB60	60	mm	600	5	3,5	475	10
231AB80	80	mm	800	5	3,5	605	10
<b>AZ: ACCIAIO ZINCATO / ZINC PLATED STEEL</b>							
231AZ20	20	mm	200	5	3,5	205	20
231AZ25	25	mm	250	5	3,5	240	20
231AZ30	30	mm	300	5	3,5	265	20
231AZ40	40	mm	400	5	3,5	340	20
231AZ50	50	mm	500	5	3,5	405	10
231AZ60	60	mm	600	5	3,5	475	10
231AZ80	80	mm	800	5	3,5	605	10
<b>VN: ACCIAIO VERNICIATO NERO / BLACK COATED STEEL</b>							
231VN20	20	mm	200	5	3,5	205	20
231VN25	25	mm	250	5	3,5	240	20
231VN30	30	mm	300	5	3,5	265	20
231VN40	40	mm	400	5	3,5	340	20
231VN50	50	mm	500	5	3,5	405	10
231VN60	60	mm	600	5	3,5	475	10
231VN80	80	mm	800	5	3,5	605	10



# ART 231IR

INCONTRI PER CATENACCI ART. 231 - RETTANGOLARI  
rectangular fittings for bolts art. 231



Cod.	Gr. pcs	PZ/ BOX
<b>AB: ACCIAIO BRONZATO / BRONZED STEEL</b>		
231ABIR	8	40
<b>AZ: ACCIAIO ZINCATO / ZINC PLATED STEEL</b>		
231AZIR	8	40
<b>VN: ACCIAIO VERNICIATO NERO / BLACK COATED STEEL</b>		
231VNIR	8	40

# ART 231IS


INCONTRI PER CATENACCI ART. 231 - SEMITONDI  
half-round fittings for bolts art.231



Cod.	Gr. pcs	PZ/ BOX
<b>AB: ACCIAIO BRONZATO / BRONZED STEEL</b>		
231ABIS	28	40
<b>AZ: ACCIAIO ZINCATO / ZINC PLATED STEEL</b>		
231AZIS	28	40
<b>VN: ACCIAIO VERNICIATO NERO / BLACK COATED STEEL</b>		
231VNIS	28	40

# ART 248

CATENACCI PORTA LUCCHETTO LEGGERI - ASTA TONDA  
light safety bolts - round rod




Cod.	SIZE	UNIT	A	C	N.fori N.holes	Ø V	Gr. pcs	PZ/ BOX
<b>AB: ACCIAIO BRONZATO / BRONZED STEEL</b>								
248AB10	10	mm	105	30	6	4,2	128	10
248AB15	15	mm	145	45	8	4,2	176	10
<b>AT: ACCIAIO TROPICALIZZATO / YELLOW ZINC-PLATED STEEL</b>								
248AT10	10	mm	105	30	6	4,2	128	10
248AT15	15	mm	145	45	8	4,2	176	10
<b>AZ: ACCIAIO ZINCATO / ZINC PLATED STEEL</b>								
248AZ10	10	mm	105	30	6	4,2	128	10
248AZ15	15	mm	145	45	8	4,2	176	10



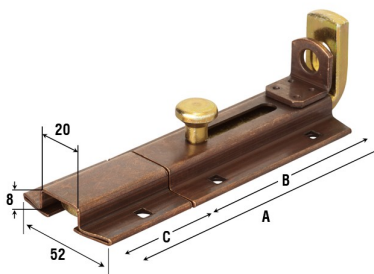


## ART 250

CATENACCI PORTA LUCCHETTO - ASTA TONDA  
safety bolts - round rod

Cod.	SIZE	UNIT	A	C	N.fori N.holes	N.fori Quadri	Ø V	Gr. pcs	PZ/ BOX
<b>AB: ACCIAIO BRONZATO / BRONZED STEEL</b>									
250AB15	15	mm	170	40	4	4	4,5	355	10
250AB20	20	mm	210	65	6	4	4,5	435	10
250AB25	25	mm	260	90	6	4	4,5	535	10
250AB30	30	mm	310	115	8	4	4,5	645	10
<b>AT: ACCIAIO TROPICALIZZATO / YELLOW ZINC-PLATED STEEL</b>									
250AT15	15	mm	170	40	4	4	4,5	355	10
250AT20	20	mm	210	65	6	4	4,5	435	10
250AT25	25	mm	260	90	6	4	4,5	535	10
250AT30	30	mm	310	115	8	4	4,5	645	10
<b>AZ: ACCIAIO ZINCATO / ZINC PLATED STEEL</b>									
250AZ15	15	mm	170	40	4	4	4,5	355	10
250AZ20	20	mm	210	65	6	4	4,5	435	10
250AZ25	25	mm	260	90	6	4	4,5	535	10
250AZ30	30	mm	310	115	8	4	4,5	645	10

## ART 256


CATENACCI TRASVERSALI PORTA LUCCHETTO  
safety bolts - flat rod

Cod.	SIZE	UNIT	A	C	N.fori N.holes	Ø V	Gr. pcs	PZ/ BOX
<b>AB: ACCIAIO BRONZATO / BRONZED STEEL</b>								
256AB15	15	mm	147	48	6	5	395	5
256AB20	20	mm	195	74	10	5	494	5
256AB25	25	mm	247	74	10	5	617	5
256AB30	30	mm	318	99	10	5	786	5
256AB40	40	mm	391	121	12	5	934	2
256AB50	50	mm	443	173	12	5	1048	2
<b>AT: ACCIAIO TROPICALIZZATO / YELLOW ZINC-PLATED STEEL</b>								
256AT15	15	mm	147	48	6	5	395	5
256AT20	20	mm	195	74	10	5	494	5
256AT25	25	mm	247	74	10	5	617	5
256AT30	30	mm	318	99	10	5	786	5
256AT40	40	mm	391	121	12	5	934	2
256AT50	50	mm	443	173	12	5	1048	2
<b>AZ: ACCIAIO ZINCATO / ZINC PLATED STEEL</b>								
256AZ15	15	mm	147	48	6	5	395	5
256AZ20	20	mm	195	74	10	5	494	5
256AZ25	25	mm	247	74	10	5	617	5
256AZ30	30	mm	318	99	10	5	786	5
256AZ40	40	mm	391	121	12	5	934	2
256AZ50	50	mm	443	173	12	5	1048	2



# ART 261

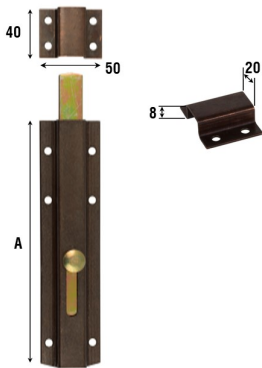
## CATENACCI TRASVERSALI RICOPERTI PESANTI heavy coated transverse bolt



Cod.	SIZE	UNIT	A	C	N.fori N.holes	Ø V	Gr. pcs	PZ/ BOX
<b>AB: ACCIAIO BRONZATO / BRONZED STEEL</b>								
261AB15	15	mm	147	48	6	5	333	5
261AB20	20	mm	195	74	10	5	435	5
261AB25	25	mm	247	74	10	5	556	5
261AB30	30	mm	318	99	10	5	727	5
261AB40	40	mm	391	121	12	5	873	2
261AB50	50	mm	443	173	12	5	988	2
<b>AT: ACCIAIO TROPICALIZZATO / YELLOW ZINC-PLATED STEEL</b>								
261AT15	15	mm	147	48	6	5	333	5
261AT20	20	mm	195	74	10	5	435	5
261AT25	25	mm	247	74	10	5	556	5
261AT30	30	mm	318	99	10	5	727	5
261AT40	40	mm	391	121	12	5	873	2
261AT50	50	mm	443	173	12	5	988	2
<b>AZ: ACCIAIO ZINCATO / ZINC PLATED STEEL</b>								
261AZ15	15	mm	147	48	6	5	333	5
261AZ20	20	mm	195	74	10	5	435	5
261AZ25	25	mm	247	74	10	5	556	5
261AZ30	30	mm	318	99	10	5	727	5
261AZ40	40	mm	391	121	12	5	873	2
261AZ50	50	mm	443	173	12	5	988	2

# ART 262

## CATENACCI VERTICALI RICOPERTI PESANTI heavy coated vertical bolts




Cod.	SIZE	UNIT	A	N.fori N.holes	Ø V	Gr. pcs	PZ/ BOX
<b>AB: ACCIAIO BRONZATO / BRONZED STEEL</b>							
262AB20	20	mm	200	8	5	530	10
262AB25	25	mm	250	10	5	645	10
262AB30	30	mm	300	10	5	750	10
262AB40	40	mm	400	12	5	975	10
262AB50	50	mm	500	12	5	1190	10
262AB60	60	mm	600	12	5	1385	5
262AB80	80	mm	800	12	5	1860	5
<b>AO: ACCIAIO OTTONATO / BRASS-PLATED STEEL</b>							
262AO20	20	mm	200	8	5	530	10
262AO25	25	mm	250	10	5	645	10
262AO30	30	mm	300	10	5	750	10
262AO40	40	mm	400	12	5	975	10
262AO50	50	mm	500	12	5	1190	10
262AO60	60	mm	600	12	5	1385	5
262AO80	80	mm	800	12	5	1860	5

# ART 263

CATENACCIO PESANTE PORTA LUCCHETTO ASTA TONDA  
heavy padlock bolt, round rod

BREVETTATO

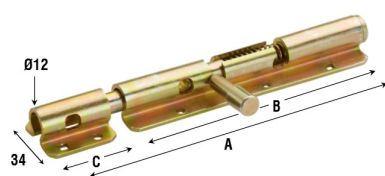


Cod.	SIZE	UNIT	A	B	C	N.fori N.holes	Ø V	Gr. pcs	PZ/ BOX
<b>AB: ACCIAIO BRONZATO / BRONZED STEEL</b>									
263AB10	10	mm	115	95	20	6	5	249	6
263AB15	15	mm	150	110	40	8	5	317	6
263AB20	20	mm	200	135	65	10	5	420	6
263AB25	25	mm	250	185	65	10	5	535	6
263AB30	30	mm	300	210	90	10	5	635	6
<b>AT: ACCIAIO TROPICALIZZATO / YELLOW ZINC-PLATED STEEL</b>									
263AT10	10	mm	115	95	20	6	5	249	6
263AT15	15	mm	150	110	40	8	5	317	6
263AT20	20	mm	200	135	65	10	5	420	6
263AT25	25	mm	250	185	65	10	5	535	6
263AT30	30	mm	300	210	90	10	5	635	6
<b>AZ: ACCIAIO ZINCATO / ZINC PLATED STEEL</b>									
263AZ10	10	mm	115	95	20	6	5	249	6
263AZ15	15	mm	150	110	40	8	5	317	6
263AZ20	20	mm	200	135	65	10	5	420	6
263AZ25	25	mm	250	185	65	10	5	535	6
263AZ30	30	mm	300	210	90	10	5	635	6

# ART 263\_A

CATENACCIO PESANTE AUT. A MOLLA PORTA LUCCH, ASTA TONDA  
automatic heavy padlock bolt, round rod

BREVETTATO

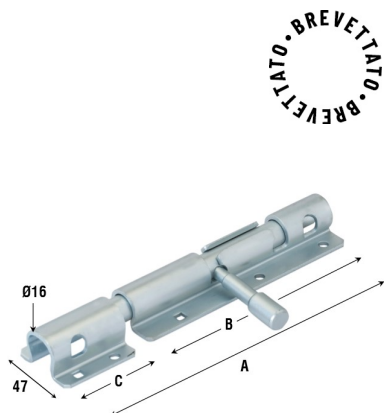


Cod.	SIZE	UNIT	A	B	C	N.fori N.holes	Ø V	Gr. pcs	PZ/ BOX
<b>AB: ACCIAIO BRONZATO / BRONZED STEEL</b>									
263AB20_A	20	mm	195	155	40	10	5	379	6
263AB30_A	30	mm	270	205	65	10	5	506	6
<b>AT: ACCIAIO TROPICALIZZATO / YELLOW ZINC-PLATED STEEL</b>									
263AT20_A	20	mm	195	155	40	10	5	379	6
263AT30_A	30	mm	270	205	65	10	5	506	6
<b>AZ: ACCIAIO ZINCATO / ZINC PLATED STEEL</b>									
263AZ20_A	20	mm	195	155	40	10	5	379	6
263AZ30_A	30	mm	270	205	65	10	5	506	6



## ART 267

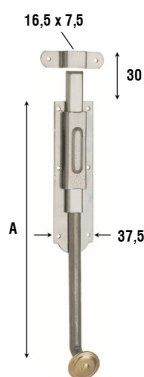
CATENACCIO TRASVERSALE PESANTE PORTA LUCC., ASTA TONDA  
strong transverse padlock bolt, round rod



Cod.	SIZE	UNIT	A	B	C	N.fori N.holes	Ø V	Gr. pcs	PZ/ BOX
<b>AB: ACCIAIO BRONZATO / BRONZED STEEL</b>									
267AB20	20	mm	200	150	50	10	6	664	4
267AB30	30	mm	300	210	90	10	6	992	4
267AB40	40	mm	400	290	110	12	6	1335	4
267AB50	50	mm	510	400	110	14	6	1725	2
<b>AT: ACCIAIO TROPICALIZZATO / YELLOW ZINC-PLATED STEEL</b>									
267AT20	20	mm	200	150	50	10	6	664	4
267AT30	30	mm	300	210	90	10	6	992	4
267AT40	40	mm	400	290	110	12	6	1335	4
267AT50	50	mm	510	400	110	14	6	1725	2
<b>AZ: ACCIAIO ZINCATO / ZINC PLATED STEEL</b>									
267AZ20	20	mm	200	150	50	10	6	664	4
267AZ30	30	mm	300	210	90	10	6	992	4
267AZ40	40	mm	400	290	110	12	6	1335	4
267AZ50	50	mm	510	400	110	14	6	1725	2

## ART 270


CATENACCI A CODA  
vertical bolts



Cod.	SIZE	UNIT	A	N.fori N.holes	Ø V	Gr. pcs	PZ/ BOX
<b>AL: ACCIAIO LUCIDO / POLISHED STEEL</b>							
270AL15	15	mm	150	8	3	250	20
270AL20	20	mm	200	8	3	275	20
270AL25	25	mm	250	8	3	300	20
270AL30	30	mm	300	10	3	325	20
270AL40	40	mm	400	10	3	375	20
270AL50	50	mm	500	10	3	415	20
270AL60	60	mm	600	10	3	450	20

## ART 273


CATENACCI TRASVERSALI  
transverse bolts



Cod.	SIZE	UNIT	A	C	N.fori N.holes	Ø V	Gr. pcs	PZ/ BOX
<b>AL: ACCIAIO LUCIDO / POLISHED STEEL</b>								
273AL15	15	mm	150	50	10	3,5	380	10
273AL20	20	mm	200	70	10	3,5	475	10
273AL25	25	mm	250	95	10	3,5	585	10
273AL30	30	mm	300	118	10	3,5	685	10




## ART 277

CATENACCI ALLA PRUSSIANA  
light bolt


Cod.	SIZE	UNIT	A	C	Fr	N.fori N.holes	Ø V	Gr. pcs	PZ/ BOX
<b>AZ: ACCIAIO ZINCATO / ZINC PLATED STEEL</b>									
277AZ06	6	mm	60	11	24	8	2	26	25
277AZ08	8	mm	80	21	26	8	2,5	34	25
277AZ10	10	mm	100	27	27	8	2,5	48	25
277AZ12	12	mm	120	35	30	8	2,5	56	25
277AZ14	14	mm	140	40	30	8	2,5	67	25

## ART 288

CORPI CENTRALI PER SPAGNOLETTE - SERIE 300  
handles for window bolts - for art. 300

Cod.	Gr. pcs	PZ/ BOX
<b>AT: ACCIAIO TROPICALIZZATO / YELLOW ZINC-PLATED STEEL</b>		
288AT00	175	1
<b>VN: ACCIAIO VERNICIATO NERO / BLACK COATED STEEL</b>		
288VN00	175	1

## ART 290


RISCONTRI DI CHIUSURA CON SICUREZZA - SERIE 300  
closures for window bolts - for art. 300

Cod.	Gr. pcs	PZ/ BOX
<b>AT: ACCIAIO TROPICALIZZATO / YELLOW ZINC-PLATED STEEL</b>		
290AT00	100	1
<b>VN: ACCIAIO VERNICIATO NERO / BLACK COATED STEEL</b>		
290VN00	100	1



# ART 292


FERMI IN KEVLAR - SERIE 300  
stoppers by kevlar - for art. 300



Cod.	Gr. pcs	PZ/ BOX
<b>KN:</b> KEVLAR VERNICIATO NERO / BLACK COATED KEVLAR		
292KN00	10	1

# ART 294


FERMI IN KEVLAR - SERIE 300  
stoppers by kevlar - for art. 300



Cod.	Gr. pcs	PZ/ BOX
<b>KN:</b> KEVLAR VERNICIATO NERO / BLACK COATED KEVLAR		
294KN00	13	1

# ART 295

SUPPORTI - SERIE 300  
fittings - for art. 300




Cod.	Gr. pcs	PZ/ BOX
<b>AT:</b> ACCIAIO TROPICALIZZATO / YELLOW ZINC-PLATED STEEL		
295AT00	10	1
<b>VN:</b> ACCIAIO VERNICIATO NERO / BLACK COATED STEEL		
295VN00	10	1



# ART 296

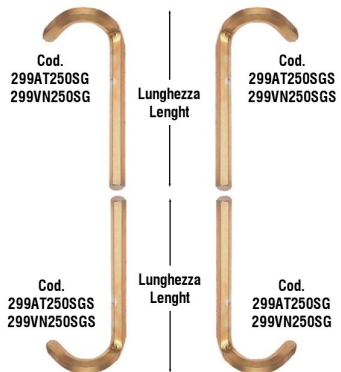
SUPPORTI IN KEVLAR - SERIE 300  
fittings by kevlar - for art. 300



Cod.	SIZE	UNIT	Ø f	Gr. pcs	PZ/ BOX
<b>KN: KEVLAR VERNICIATO NERO / BLACK COATED KEVLAR</b>					
296KN08	8	mm	8	4	1
296KN10	10	mm	10	4	1

# ART 299

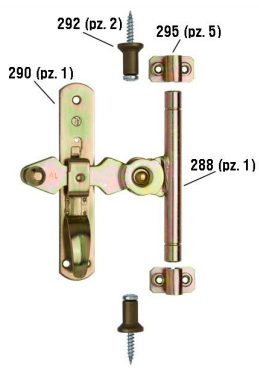
ASTE SPAGNOLETTE SERIE 300/310  
Rods for window shutters art.300/310



Cod.	SIZE	UNIT	Lunghezza lenght	Gr. pcs	PZ/ BOX
<b>AT: ACCIAIO TROPICALIZZATO / YELLOW ZINC-PLATED STEEL</b>					
299AT250SG	250	mm	1390	600	10
299AT250SGS	250	mm	1390	600	10
<b>VN: ACCIAIO VERNICIATO NERO / BLACK COATED STEEL</b>					
299VN250SG	250	mm	1390	600	10
299VN250SGS	250	mm	1390	600	10

# ART 310SET

SET DI ACCESSORI PER SPAGNOLETTE ART.310  
fittings for patented window bolts art.310

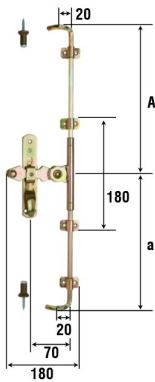


Cod.	ST/ BOX
<b>AT: ACCIAIO TROPICALIZZATO / YELLOW ZINC-PLATED STEEL</b>	
310ATSET	10
<b>VN: ACCIAIO VERNICIATO NERO / BLACK COATED STEEL</b>	
310VNSET	10





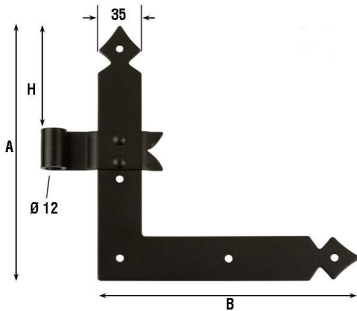
# ART 310



SPAGNOLETTE A 3 CHIUSURE ASTE SUP. GANCIO, INF. GANCIO  
window bolts with 3 closings,upper rods w.hook,lower rods w.hook

Cod.	SIZE	UNIT	A	a	A+a Min Max	N.fori N.holes	N.s.	Ø V	Gr. pcs	PZ/ BOX
<b>AT: ACCIAIO TROPICALIZZATO / YELLOW ZINC-PLATED STEEL</b>										
310AT250	250	mm	1350/1420	1350/1420	2490 2600	15	5	3	1400	10
<b>VN: ACCIAIO VERNICIATO NERO / BLACK COATED STEEL</b>										
310VN250	250	mm	1350/1420	1350/1420	2490 2600	15	5	3	1400	10

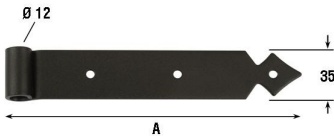
# ART 363



CANTONALI PER PERSIANE - CERNIERE CENTRALI  
angled hinges for shutters,central hinges

Cod.	SIZE	UNIT	A	B	H	N.fori N.holes	Ø V	Gr. pcs	PZ/ BOX
<b>VN: ACCIAIO VERNICIATO NERO / BLACK COATED STEEL</b>									
363VN20X20	20 X 20	mm	200	200	85	5	5,5	373	20
363VN25X30	25 X 30	mm	250	300	105	5	5,5	540	20

# ART 381



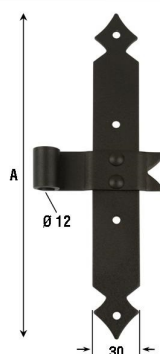
BANDELLE PER PERSIANE  
strap hinges for shutters

Cod.	SIZE	UNIT	A	N.fori N.holes	Ø V	Gr. pcs	PZ/ BOX
<b>VN: ACCIAIO VERNICIATO NERO / BLACK COATED STEEL</b>							
381VN20	20	mm	205	3	5,5	178	20
381VN30	30	mm	305	4	5,5	260	20
381VN40	40	mm	405	4	5,5	341	20



# ART 383

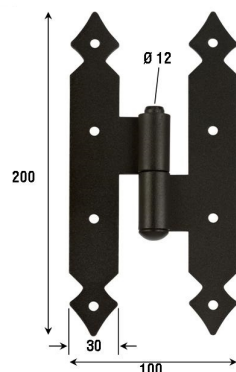
CERNIERA A "T" PER PERSIANE  
T shaped hinges for shutters



Cod.	SIZE	UNIT	A	N.fori N.holes	Ø V	Gr. pcs	PZ/ BOX
VN: ACCIAIO VERNICIATO NERO / BLACK COATED STEEL							
383VN20	20	mm	200	4	5,5	235	20
383VN25	25	mm	250	4	5,5	281	20

# ART 385

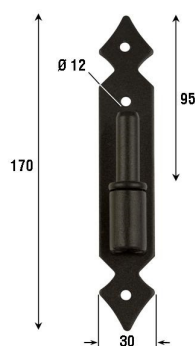
CERNIERE DOPPIE PER PERSIANE  
double hinges for shutters



Cod.	SIZE	UNIT	N.fori N.holes	Ø V	Gr. pcs	PZ/ BOX
VN: ACCIAIO VERNICIATO NERO / BLACK COATED STEEL						
385VN22D	22	mm	4	5,5	415	20
385VN22S	22	mm	4	5,5	415	20

# ART 390

CARDINI CON PIASTRA AD AVVITARE  
hinges for screwing




Cod.	Gr. pcs	PZ/ BOX
VN: ACCIAIO VERNICIATO NERO / BLACK COATED STEEL		
390VN00	216	20



# ART 393


CARDINI RITORTI A MURARE  
bended hinges for walling



Cod.	Gr. pcs	PZ/ BOX
VN: ACCIAIO VERNICIATO NERO / BLACK COATED STEEL		
393VN00	239	20

# ART 394


CARDINI ANUBA  
anuba hinges



Cod.	Gr. pcs	PZ/ BOX
VN: ACCIAIO VERNICIATO NERO / BLACK COATED STEEL		
394VN00	124	20

# ART 706

FERMA PERSIANE REGISTRABILI A VITE  
stoppers for shutters




Cod.	Gr. pcs	PZ/ BOX
AT: ACCIAIO TROPICALIZZATO / YELLOW ZINC-PLATED STEEL		
706AT00	240	40
VN: ACCIAIO VERNICIATO NERO / BLACK COATED STEEL		
706VN00	240	40



# ART 710


FERMA PERSIANE A VITE  
stoppers for shutters



Cod.	Gr. pcs	PZ/ BOX
<b>AT:</b> ACCIAIO TROPICALIZZATO / YELLOW ZINC-PLATED STEEL		
710AT00	150	25
<b>VN:</b> ACCIAIO VERNICIATO NERO / BLACK COATED STEEL		
710VN00	150	25

# ART 714


FERMA PERSIANE CON BATTUTA A VITE  
stoppers for shutters



Cod.	Gr. pcs	PZ/ BOX
<b>AT:</b> ACCIAIO TROPICALIZZATO / YELLOW ZINC-PLATED STEEL		
714AT00	170	25
<b>VN:</b> ACCIAIO VERNICIATO NERO / BLACK COATED STEEL		
714VN00	170	25

# ART 722

FERMA PERSIANE REGISTRABILI A VITE CON BATTUTA  
stoppers for shutters




Cod.	Gr. pcs	PZ/ BOX
<b>AT:</b> ACCIAIO TROPICALIZZATO / YELLOW ZINC-PLATED STEEL		
722AT00	280	40
<b>VN:</b> ACCIAIO VERNICIATO NERO / BLACK COATED STEEL		
722VN00	280	40



# ART 724


FERMA PERSIANE A DOPPIA REGISTRAZIONE  
adjustable stoppers for shutters



Cod.	L	Gr. pcs	PZ/ BOX
<b>AT:</b> ACCIAIO TROPICALIZZATO / YELLOW ZINC-PLATED STEEL			
724AT00	40/60	249	25
<b>VN:</b> ACCIAIO VERNICIATO NERO / BLACK COATED STEEL			
724VN00	40/60	249	25

# ART 726

FERMA PERSIANE A DOPPIA REGISTRAZIONE  
adjustable stoppers for shutters



Cod.	L	Gr. pcs	PZ/ BOX
<b>AT:</b> ACCIAIO TROPICALIZZATO / YELLOW ZINC-PLATED STEEL			
726AT00	80/140	297	25
<b>VN:</b> ACCIAIO VERNICIATO NERO / BLACK COATED STEEL			
726VN00	80/140	297	25

# ART 728

FERMA PERSIANE CON CHIUSURA AUTOMATICA PER BALCONE  
stoppers for shutters



Cod.	Gr. pcs	PZ/ BOX
<b>AT:</b> ACCIAIO TROPICALIZZATO / YELLOW ZINC-PLATED STEEL		
728AT00	173	25
<b>VN:</b> ACCIAIO VERNICIATO NERO / BLACK COATED STEEL		
728VN00	173	25



# ART 730

DISTANZIALE PER FERMA PERSIANE  
spacer for stoppers for shutters



Cod.	Gr. pcs	PZ/ BOX
<b>KN:</b> KEVLAR VERNICIATO NERO / BLACK COATED KEVLAR		
730KN00	8	50


LINEA LEGNO





# ART 101INB2


CERNIERE A MOLLA D/AZIONE, INOX CON DISTANZIALE  
stainless steel spring hinges with spacer



Cod.	SIZE	UNIT	A	B	C	E	F	Ø Cern.	N.fori N.holes	Ø V	Gr. pairs	Load kg pairs	PA/BOX
IN: ACCIAIO INOSSIDABILE / STAINLESS STEEL													
101IN075B2	75	mm	75	34	28	81	9	21	8	5,5	1000	18	1
101IN100B2	100	mm	100	37	33	107	10	21	8	5,5	1272	25	1

# ART 101INB


CERNIERE A MOLLA INOX D. AZIONE FRENATE PATENT  
slow moving stainless steel d. act. spring h. patent



Cod.	SIZE	UNIT	A	B	C	E	F	Ø Cern.	N.fori N.holes	Ø V	Gr. pairs	Load kg pairs	PA/BOX
IN: ACCIAIO INOSSIDABILE / STAINLESS STEEL													
101IN125B	125	mm	125	48	42	134	10	23	10	6	2026	30	1
101IN150B	150	mm	148	50	42	155	12	26	10	6	2782	45	1

# ART 101INH

CERNIERA A MOLLA D.AZIONE PESANTE INOX, C/PARTI IN POLIMERO  
Double action spring hinges, stainless steel




Cod.	SIZE	Ø Cern.	N.fori N.holes	Ø V	Gr. pairs	PA/BOX
IN: ACCIAIO INOSSIDABILE / STAINLESS STEEL						
101IN200_H	200	34	10	6	6500	1





## ART 103INB2


CERNIERE A MOLLA INOX AZIONE SEMPLICE  
Stainless steel simple acting spring hinges



Cod.	SIZE	UNIT	A	B	C	Ø Cern.	N.fori N.holes	Ø V	Gr. pairs	Load kg pairs	PA/ BOX
<b>IN: ACCIAIO INOSSIDABILE / STAINLESS STEEL</b>											
103IN075B2	75	mm	74	34	35	21	8	4,5	528	18	1
103IN100B2	100	mm	100	37	38	21	8	4,5	662	25	1

## ART 104IN


MOLLE DI RICAMBIO PER BOMMER INOX  
spare springs fort art.101 - stainless steel



Cod.	SIZE	UNIT	A	Ø F	Gr. pcs	PZ/ BOX
<b>IN: ACCIAIO INOSSIDABILE / STAINLESS STEEL</b>						
104IN075	75	mm	56	2,6	24	1
104IN100	100	mm	82	2,8	35	1

## ART 120IN

CERNIERE STRETTE INOX  
stainless steel light narrow hinges




Cod.	SIZE	unit 2	size 2	UNIT	A	B	Ø Cern.	Sp Th	N.fori N.holes	Ø V	Gr. pcs	PZ/ BOX
<b>IN: ACCIAIO INOSSIDABILE / STAINLESS STEEL</b>												
120IN025	25	inches	1	mm	25	19	3,8	0,8	4	2,6	4,5	24
120IN030	30	inches	1.1/4	mm	30	23	4,6	0,8	4	3,5	7	24
120IN040	40	inches	1.1/2	mm	40	26	4,8	0,8	4	3,5	10,5	24
120IN050	50	inches	2	mm	50	31	5	0,8	6	4	14,5	24
120IN060	60	inches	-	mm	60	35	5,5	1,2	6	4,1	23	24
120IN080	80	inches	3.1/4	mm	80	42	6,9	1,2	6	4,5	45	24



## ART 121IN


CERNIERE QUADRE INOX  
stainless steel light square hinges



Cod.	SIZE	unit 2	size 2	UNIT	A	B	Ø Cern.	Sp Th	N.fori N.holes	Ø V	Gr. pcs	PZ/ BOX
IN: ACCIAIO INOSSIDABILE / STAINLESS STEEL												
121IN025	25	inches	1	mm	25	25	4	0,8	4	2,6	5,5	24
121IN030	30	inches	1.1/4	mm	30	30	4,6	0,8	4	3,5	8,5	24
121IN040	40	inches	1.1/2	mm	40	40	4,8	0,8	4	3,5	14	24
121IN050	50	inches	2	mm	50	50	5	0,8	6	4,3	20	24
121IN060	60	inches	-	mm	60	60	5,2	1	6	4,7	34	24
121IN080	80	inches	3.1/4	mm	80	80	7	1,2	6	5,1	73	24

## ART 122IN


CERNIERE LUNGHE INOX  
stainless steel light long hinges



Cod.	SIZE	unit 2	size 2	UNIT	A	B	Ø Cern.	Sp Th	N.fori N.holes	Ø V	Gr. pcs	PZ/ BOX
IN: ACCIAIO INOSSIDABILE / STAINLESS STEEL												
122IN080	80	inches	3.1/4	mm	80	31	6,5	1,2	6	3,5	28	24
122IN100	100	inches	4	mm	100	31	6,5	1,2	6	3,5	35	24
122IN120	120	inches	4.3/4	mm	120	31	6,5	1,2	6	3,5	42	24

## ART 838IN


CERNIERE MEZZE LARGHE PESANTI PERNO FISSO - INOX  
stainless steel heavy narrow hinges - fixed pin



Cod.	unit 2	size 2	UNIT	A	B	Ø Cern.	Sp Th	N.fori N.holes	Ø V	Gr. pcs	PZ/ BOX
IN: ACCIAIO INOSSIDABILE / STAINLESS STEEL											
838IN002	inches	2	mm	50	40	6,1	1,5	6	4,5	28	24
838IN212	inches	2.1/2	mm	63,5	44	6,5	1,5	6	5,1	41,5	24
838IN003	inches	3	mm	75	51	7,5	1,5	6	5,9	56,5	24
838IN312	inches	3.1/2	mm	87	58	8,6	1,5	6	6,2	83	24
838IN004	inches	4	mm	100	70	9,1	2	8	6,2	141,5	24




## ART 840IN



CERNIERE MEZZE LARGHE PESANTI PERNO A LEVARE - INOX  
stainless steel heavy narrow hinges - loose pin

Cod.	unit 2	size 2	UNIT	A	B	Ø Cern.	Sp Th	N.fori N.holes	Ø V	Gr. pcs	PZ/ BOX
IN: ACCIAIO INOSSIDABILE / STAINLESS STEEL											
840IN002	inches	2	mm	50	40	6,1	1,5	6	5,1	29	24
840IN212	inches	2.1/2	mm	63,5	44	6,5	1,5	6	5,1	42	24
840IN003	inches	3	mm	75	51	7,5	1,5	6	5,9	57,5	24
840IN312	inches	3.1/2	mm	87	58	8,6	1,5	6	6,2	83,5	24
840IN004	inches	4	mm	100	70	9,1	2	8	6,2	143	24


## ART 124IN



CERNIERE EXTRA PESANTI - PERNO A LEVARE - INOX  
stainless steel very heavy hinges - loose pin

Cod.	unit 2	size 2	UNIT	A	B	Ø Cern.	Sp Th	N.fori N.holes	Ø V	Gr. pcs	PZ/ BOX
IN: ACCIAIO INOSSIDABILE / STAINLESS STEEL											
124IN255	inches	2.1/2 x 2.1/2	mm	64	64	10	2	6	5	97	10
124IN303	inches	3 x 3	mm	76	76	11	2	6	5	135	10
124IN355	inches	3.1/2 x 3.1/2	mm	89	89	12,5	2,5	6	5	220	10

## ART 850IN




CERNIERE PER ARREDAMENTI NAUTICI INOX  
stainless steel hinges for ships

Cod.	SIZE	UNIT	A	B	Ø Cern.	Sp Th	N.fori N.holes	Ø V	Gr. pcs	PZ/ BOX
IN: ACCIAIO INOSSIDABILE / STAINLESS STEEL										
850IN430	40 X 30	mm	40	30	7	1,5	4	4,5	19	24
850IN440	40 X 40	mm	40	40	7	1,5	4	4,5	24	24
850IN640	60 X 40	mm	60	40	7	1,5	6	5,5	34	24
850IN650	60 X 50	mm	60	50	7	1,5	6	5,5	42	24
850IN660	60 X 60	mm	60	60	7	1,5	4	5,5	49	24
850IN850	80 X 50	mm	80	50	7	1,5	6	6,5	56	24
850IN860	80 X 60	mm	80	60	7	1,5	6	6,5	64	24
850IN870	80 X 70	mm	80	70	7	1,5	6	6,5	74	24
850IN880	80 X 80	mm	80	80	7	1,5	6	6,5	84	24
850IN100	100 X 100	mm	100	100	9	2	8	6,8	177	24



## ART 852IN


CERNIERE PER ARREDAMENTI NAUTICI INOX  
stainless steel hinges for ships



Cod.	SIZE	UNIT	A	B	Ø Cern.	Sp Th	N.fori N.holes	Ø V	Gr. pcs	PZ/ BOX
<b>IN: ACCIAIO INOSSIDABILE / STAINLESS STEEL</b>										
852IN455	40 X 55	mm	40	55	7	1,5	5	4,5	30	24

## ART 854IN


CERNIERE PER ARREDAMENTI NAUTICI INOX  
stainless steel hinges for ships



Cod.	SIZE	UNIT	A	B	Ø Cern.	Sp Th	N.fori N.holes	Ø V	Gr. pcs	PZ/ BOX
<b>IN: ACCIAIO INOSSIDABILE / STAINLESS STEEL</b>										
854IN470	40 X 70	mm	40	70	7	1,5	6	4,5	31	24

## ART 130IN

CERNIERE INOX CON CUSCINETTI A SFERE - POMOLI PIATTI  
stainless steel hinges with ball bearings - flat knobs

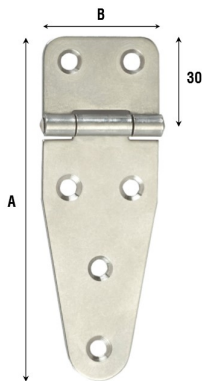


Cod.	unit 2	size 2	UNIT	A	B	Ø Cern.	Sp Th	N.fori N.holes	Ø V	Gr. pcs	PZ/ BOX
<b>IN: ACCIAIO INOSSIDABILE / STAINLESS STEEL</b>											
130IN325	inches	3 x 2.1/2	mm	76	64	10	2	6	4	125	2
130IN353	inches	3.1/2 x 3	mm	89	76	12	2,5	6	4,5	210	2
130IN435	inches	4 x 3.1/2	mm	101	89	13,5	2,5	8	4,5	275	2



# ART 856IN

CERNIERE PER ARREDAMENTI NAUTICI INOX  
stainless steel hinges for ships



Cod.	SIZE	UNIT	A	B	Ø Cern.	Sp Th	N.fori N.holes	Ø V	Gr. pcs	PZ/ BOX
IN: ACCIAIO INOSSIDABILE / STAINLESS STEEL										
856IN110	110 X 37	mm	110	37	7	1,5	6	4,5	45	10

# ART 858IN

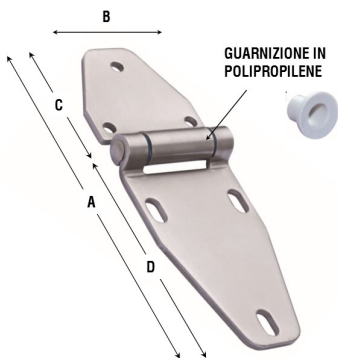
CERNIERE PER ARREDAMENTI NAUTICI INOX  
stainless steel hinges for ships



Cod.	SIZE	UNIT	A	B	Ø Cern.	Sp Th	N.fori N.holes	Ø V	Gr. pcs	PZ/ BOX
IN: ACCIAIO INOSSIDABILE / STAINLESS STEEL										
858IN160	160 X 37	mm	160	37	7	1,5	8	4,5	60	10

# ART 846IN

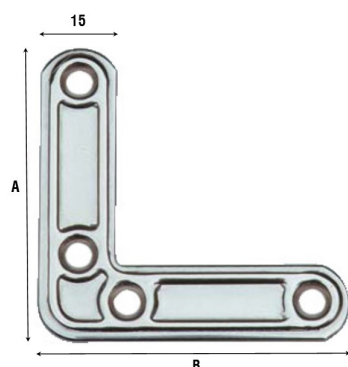
CERNIERE EXTRA PESANTI  
stainless steel extra strong hinges



Cod.	SIZE	UNIT	A	B	C	D	Ø Cern.	Sp Th	N.fori N.holes	Gr. pcs	PZ/ BOX
IN: ACCIAIO INOSSIDABILE / STAINLESS STEEL											
846IN186	186	mm	186	65	72	114	16	4	6	371	2

# ART 153IN

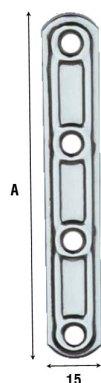
ANGOLI DI RINFORZO LEGGERI STAMPATI INOX  
stainless steel light pressed angled plates



Cod.	SIZE	UNIT	A	B	Sp Th	N.fori N.holes	Ø V	Gr. pcs	PZ/ BOX
IN: ACCIAIO INOSSIDABILE / STAINLESS STEEL									
153IN44	4X4	mm	40	40	1,5	4	3,8	12	100
153IN55	5X5	mm	50	50	1,5	4	3,8	16	100
153IN66	6X6	mm	60	60	1,5	4	3,8	19	100
153IN77	7X7	mm	70	70	1,5	4	3,8	22	100

# ART 163IN

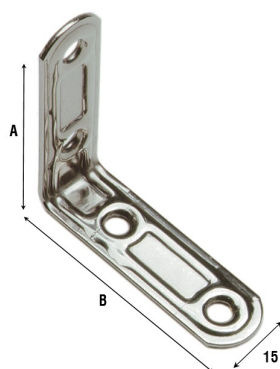
LASTRINE STAMPATE 4 FORI DIRITTE INOX  
stainless steel pressed connectors with 4 holes



Cod.	SIZE	UNIT	A	Sp Th	N.fori N.holes	Ø V	Gr. pcs	PZ/ BOX
IN: ACCIAIO INOSSIDABILE / STAINLESS STEEL								
163IN06	6	mm	61	1,5	4	3,8	9,9	100
163IN08	8	mm	79	1,5	4	3,8	12,3	100
163IN10	10	mm	99	1,5	4	3,8	16	100
163IN12	12	mm	119	1,5	4	3,8	19,3	100
163IN14	14	mm	139	1,5	4	3,8	22,5	100

# ART 164IN

LASTRINE STAMPATE 4 FORI ANGOLO INOX  
stainless steel pressed angled connectors with 4 holes

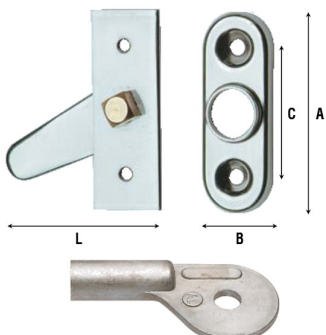


Cod.	SIZE	UNIT	A	B	C	Sp Th	N.fori N.holes	Ø V	Gr. pcs	PZ/ BOX
IN: ACCIAIO INOSSIDABILE / STAINLESS STEEL										
164IN33	3X3	mm	31	31		1,5	4	3,8	9,9	100
164IN44	4X4	mm	40	40		1,5	4	3,8	12,3	100
164IN55	5X5	mm	50	50		1,5	4	3,8	16	100
164IN66	6X6	mm	60	60		1,5	4	3,8	19,3	100
164IN77	7X7	mm	70	70		1,5	4	3,8	22,5	100



# ART 200

TAVELLINO  
ligh bolt




CHIAVE IN ZAMA X ART. 200  
VEDERE LINEA ACCIAIO ART. 201

Cod.	A	B	C	L	N.fori N.holes	Ø V	Gr. pcs	PZ/ BOX
<b>IN: ACCIAIO INOSSIDABILE / STAINLESS STEEL</b>								
200IN00	50	18	32	38	2	4	45	10

# ART 211AI

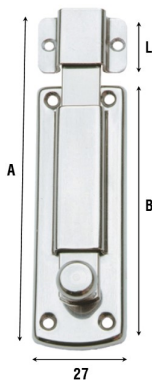
CATENACCI FRONTALI MM 20 - ASTA Ø 10 MM - INOX  
stainless steel bolts widht mm 20 - rod ø 10 mm



Cod.	SIZE	UNIT	A	N.fori N.holes	Ø V	Gr. pcs	PZ/ BOX
<b>AI: ACCIAIO INOX / STAINLESS STEEL</b>							
211AI015	15	mm	150	2	4	109	2
211AI020	20	mm	200	2	4	134	2
211AI025	25	mm	250	2	4	157	2
211AI030	30	mm	300	2	4	171	2
211AI040	40	mm	400	2	4	215	2

# ART 212IN

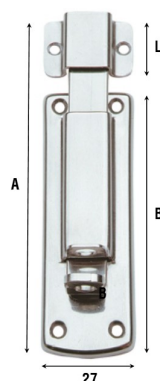
CATENACCI TRASVERSALI EXTRA LEGGERI - ASTA PIATTA - INOX  
stainless steel very light transverse bolts flat rod



Cod.	SIZE	UNIT	A	B	L	N.fori N.holes	Ø V	Gr. pcs	PZ/ BOX
<b>IN: ACCIAIO INOSSIDABILE / STAINLESS STEEL</b>									
212IN08	8	mm	85	67	18	6	3	40	10
212IN10	10	mm	100	82	18	6	3	50	10

## ART 214IN


CATENACCI PORTALUCCHETTO EXTRA LEGGERI - ASTA PIATTA - INOX  
stainless steel very light safety bolts - flat rod



Cod.	SIZE	UNIT	A	B	L	N.fori N.holes	Ø V	Gr. pcs	PZ/ BOX
<b>IN: ACCIAIO INOSSIDABILE / STAINLESS STEEL</b>									
214IN08	8	mm	85	67	18	6	3	40	10
214IN10	10	mm	100	82	18	6	3	50	10

## ART 215IN


CATENACCI TRASVERSALI LEGGERI RICOPERTI - INOX  
stainless steel light coated transverse bolts



Cod.	SIZE	UNIT	A	L	N.fori N.holes	Ø V	Gr. pcs	PZ/ BOX
<b>IN: ACCIAIO INOSSIDABILE / STAINLESS STEEL</b>								
215IN08	8	mm	80,5	30	6	4,1	100,5	2
215IN12	12	mm	121	45	8	4,1	148	2

## ART 216IN

CATENACCI TRASVERSALI LEGGERI - ASTA TONDA - INOX  
stainless steel light transverse bolts - round rod



Cod.	SIZE	UNIT	A	L	N.fori N.holes	Ø V	Gr. pcs	PZ/ BOX
<b>IN: ACCIAIO INOSSIDABILE / STAINLESS STEEL</b>								
216IN08	8	mm	80,5	30	6	4	103,5	2
216IN12	12	mm	120,5	45	8	4,1	152	2





# ART 231IN


CATENACCI VERTICALI CON FORI - INOX  
stainless steel vertical bolts with holes



Cod.	SIZE	UNIT	A	N.fori N.holes	Ø V	Gr. pcs	PZ/ BOX
IN: ACCIAIO INOSSIDABILE / STAINLESS STEEL							
231IN20	20	mm	200	5	3,5	205	2
231IN30	30	mm	300	5	3,5	265	2
231IN50	50	mm	500	5	3,5	405	2

# ART 248IN

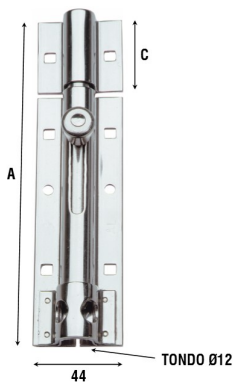
CATENACCI PORTA LUCCHETTO LEGGERI-ASTA TONDA-INOX  
stainless steel light safety bolts - round rod



Cod.	SIZE	UNIT	A	C	N.fori N.holes	Ø V	Gr. pcs	PZ/ BOX
IN: ACCIAIO INOSSIDABILE / STAINLESS STEEL								
248IN10	10	mm	105	30	6	4,1	128	2
248IN15	15	mm	145	45	8	4,1	173	2

# ART 250IN

CATENACCI PORTA LUCCHETTO - ASTA TONDA - INOX  
stainless steel safety bolts - round rod




Cod.	SIZE	UNIT	A	C	N.fori N.holes	N.fori Quadri	Ø V	Gr. pcs	PZ/ BOX
IN: ACCIAIO INOSSIDABILE / STAINLESS STEEL									
250IN15	15	mm	170	40	4	4	4,5	355	2
250IN20	20	mm	210	65	6	4	4,5	435	2

# ART 263IN

CATENACCIO PESANTE PORTA LUCCHETTO CON FORI  
heavy padlock bolt with holes

BREVETATO  
BREVETATO




Cod.	SIZE	UNIT	A	B	C	N.fori N.holes	Ø V	Gr. pcs	PZ/ BOX
IN: ACCIAIO INOSSIDABILE / STAINLESS STEEL									
263IN10	10	mm	115	95	20	6	5	249	2
263IN15	15	mm	150	110	40	8	5	317	2
263IN20	20	mm	200	135	65	10	5	420	2

# ART 263IN\_A

CATENACCIO PESANTE AUT. A MOLLA PORTALUCCHETTO CON FORI  
automatic heavy padlock bolt with holes

BREVETATO  
BREVETATO




Cod.	SIZE	UNIT	A	B	C	N.fori N.holes	Ø V	Gr. pcs	PZ/ BOX
IN: ACCIAIO INOSSIDABILE / STAINLESS STEEL									
263IN20_A	20	mm	195	155	40	10	5	379	2
263IN30_A	30	mm	270	205	65	65	5	506	2

# ART 745IN

GIUNZIONE DIRITTA INOX LARGHEZZA 40 MM  
stainless steel wood connector size 40 mm

BREVETATO  
BREVETATO




Cod.	SIZE	UNIT	A	Sp Th	Ø f	Gr. pcs	PZ/ BOX
IN: ACCIAIO INOSSIDABILE / STAINLESS STEEL							
745IN08_P8	08	mm	80	2	5,5	55	10
745IN16_P8	16	mm	160	2	5,5	105	10



# ART 746IN


GIUNZIONI PESANTI INOX AD ANGOLO STAMPATE LARGHEZZA 40 MM  
stainless steel angled pressed wood connectors size 40 mm



Cod.	SIZE	UNIT	AxB	Sp Th	Ø f	Gr. pcs	PZ/ BOX
IN: ACCIAIO INOSSIDABILE / STAINLESS STEEL							
746IN44_P8	44	mm	40X40	2	5,5	55	10
746IN88_P8	88	mm	80X80	2	5,5	105	10

# ART 748IN


GIUNZIONE DIRITTA INOX LARGHEZZA 30 MM  
stainless steel wood connector size 30 mm



Cod.	SIZE	UNIT	A	Sp Th	Ø f	Gr. pcs	PZ/ BOX
IN: ACCIAIO INOSSIDABILE / STAINLESS STEEL							
748IN06_P8	06	mm	60	2	5,5	31	25

# ART 749IN

GIUNZIONI AD ANGOLO INOX PESANTI STAMPATE LARGHEZZA 30 MM  
stainless steel angled pressed wood connectors size 30 mm

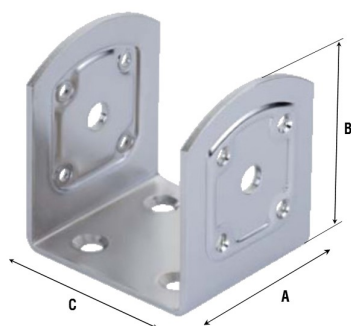


Cod.	SIZE	UNIT	AxB	Sp Th	Ø f	Gr. pcs	PZ/ BOX
IN: ACCIAIO INOSSIDABILE / STAINLESS STEEL							
749IN33_P8	33	mm	30X30	2	5,5	31	25

# ART 761IN

GIUNZIONI A "U" INOX PER TRAVI INCLINATE  
stainless steel beam connecting pieces

BREVETATO • BREVETATO • BREVETATO

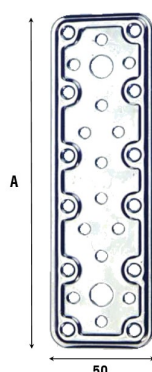


Cod.	SIZE	UNIT	A	B	C	Sp Th	Gr. pcs	PZ/ BOX
IN: ACCIAIO INOSSIDABILE / STAINLESS STEEL								
761IN070_P8	70	mm	70	80	71	2,5	358	4
761IN090_P8	90	mm	90	90	91	2,5	535	4

# ART 770IN

GIUNZIONI PESANTI INOX DIRITTE STAMPATE  
stainless steel flat pressed wood connectors

BREVETATO • BREVETATO • BREVETATO




Cod.	SIZE	UNIT	A	Sp Th	Ø f	Gr. pcs	PZ/ BOX
IN: ACCIAIO INOSSIDABILE / STAINLESS STEEL							
770IN08_P8	08	mm	80	2	5,5	60	10
770IN12_P8	12	mm	120	2	5,5	90	10
770IN16_P8	16	mm	160	2	5,5	120	10
770IN20_P8	20	mm	200	2	5,5	155	10

# ART 771IN

GIUNZIONI PESANTI INOX AD ANGOLO STAMPATE  
stainless steel angled pressed wood connectors

BREVETATO • BREVETATO • BREVETATO

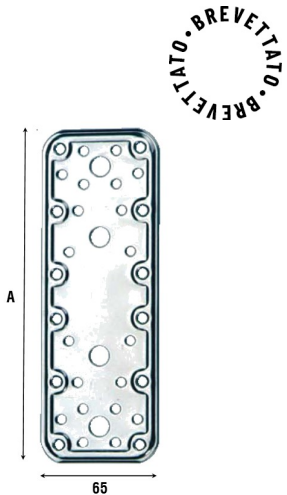


Cod.	SIZE	UNIT	AxB	Sp Th	Ø f	Gr. pcs	PZ/ BOX
IN: ACCIAIO INOSSIDABILE / STAINLESS STEEL							
771IN44_P8	44	mm	40X40	2	5,5	60	10
771IN66_P8	66	mm	60x60	2	5,5	90	10
771IN88_P8	88	mm	80X80	2	5,5	120	10
771IN100_P8	10	mm	100X100	2	5,5	155	10



# ART 772IN

GIUNZIONI PESANTI INOX DIRITTE STAMPATE  
stainless steel flat pressed wood connectors

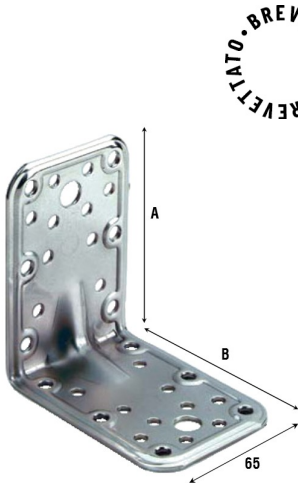


BREVETATO • BREVETATO • BREVETATO

Cod.	SIZE	UNIT	A	Sp Th	Ø f	Gr. pcs	PZ/ BOX
IN: ACCIAIO INOSSIDABILE / STAINLESS STEEL							
772IN18_P8	18	mm	180	2	5,5	165	10

# ART 773IN

GIUNZIONI PESANTI INOX AD ANGOLO STAMPATE  
stainless steel angled pressed wood connectors




BREVETATO • BREVETATO • BREVETATO

Cod.	SIZE	UNIT	AxB	Sp Th	Ø f	Gr. pcs	PZ/ BOX
IN: ACCIAIO INOSSIDABILE / STAINLESS STEEL							
773IN99_P8	99	mm	90X90	2	5,5	165	10

# ART 778IN

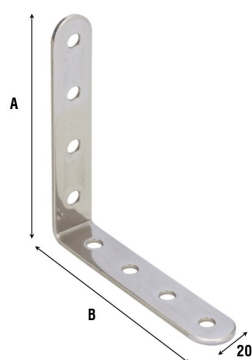
GIUNZIONI PESANTI INOX DIRITTE STAMPATE  
stainless steel flat pressed wood connectors



Cod.	SIZE	UNIT	A	B	Sp Th	N.fori N.holes	Ø V	Gr. pcs	PZ/ BOX
IN: ACCIAIO INOSSIDABILE / STAINLESS STEEL									
778IN10_P8	10	mm	100	20	2,5	4	6	35	10
778IN20_P8	20	mm	206	20	2,5	8	6	70	10
778IN30_P8	30	mm	312	20	2,5	12	6	110	10

# ART 779IN


ANGOLARI DI RINFORZO PIEGATI A 90° - INOX  
stainless steel 90[ angled wood connectors



Cod.	SIZE	UNIT	AxB	Sp Th	N.fori N.holes	Ø V	Gr. pcs	PZ/ BOX
IN: ACCIAIO INOSSIDABILE / STAINLESS STEEL								
779IN55_P8	5 X 5	mm	50x50	2,5	4	6	35	10
779IN10_P8	10 X 10	mm	100X100	2,5	8	6	70	10
779IN15_P8	15 X 15	mm	150X150	2,5	12	6	110	10

# ART 781IN


ANGOLARI DI RINFORZO PIEGATI A 90° DESTRI - INOX  
stainless steel 90[ angled wood connectors - right-hand



Cod.	SIZE	UNIT	A	Sp Th	Ø f	Gr. pcs	PZ/ BOX
IN: ACCIAIO INOSSIDABILE / STAINLESS STEEL							
781IN17_P8	17	mm	170	2	5,5	110	10

# ART 782IN

ANGOLARI DI RINFORZO PIEGATI A 90° SINISTRI - INOX  
stainless steel 90[ angled wood connectors - left-hand




Cod.	SIZE	UNIT	A	Sp Th	Ø f	Gr. pcs	PZ/ BOX
IN: ACCIAIO INOSSIDABILE / STAINLESS STEEL							
782IN17_P8	17	mm	170	2	5,5	110	10



# ART 784IN

GIUNZIONI DI ESTREMITA' AD ALI ESTERNE - INOX  
stainless steel wood connectors



Cod.	SIZE	UNIT	B	C	Sp Th	Ø f	Gr. pcs	PZ/ BOX
IN: ACCIAIO INOSSIDABILE / STAINLESS STEEL								
784IN80_P8	80	mm	81	120	2	5	375	4
784IN100_P8	100	mm	101	140	2	5	451	4

# ART 785IN


GIUNZIONI DI ESTREMITA' AD ALI INTERNE - INOX  
stainless steel wood connectors



Cod.	SIZE	UNIT	B	C	Sp Th	Ø f	Gr. pcs	PZ/ BOX
IN: ACCIAIO INOSSIDABILE / STAINLESS STEEL								
785IN80_P8	80	mm	81	120	2	5	375	4
785IN100_P8	100	mm	101	140	2	5	451	4

# ART 787IN


SUPPORTI DI ANCORAGGIO INOX  
stainless steel wood connectors



Cod.	SIZE	UNIT	A	Sp Th	Ø V	Gr. pcs	PZ/ BOX
IN: ACCIAIO INOSSIDABILE / STAINLESS STEEL							
787IN80_P8	80	mm	81	3	6	830	2
787IN90_P8	90	mm	91	3	6	850	2
787IN100_P8	100	mm	101	3	6	865	2

# ART 791IN

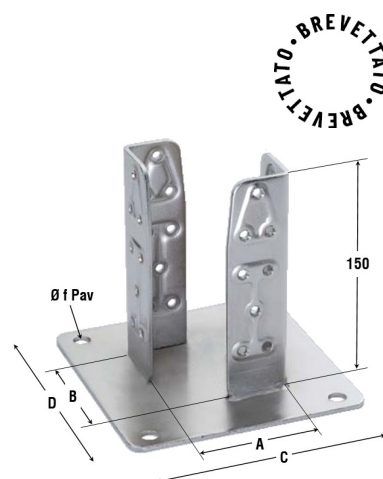
SUPPORTO AD AVVITARE A PAVIMENTO ( ANTIUMIDITA' ) INOX  
stainless steel u supporting shoes



Cod.	SIZE	UNIT	A	B	C	PZ/ BOX
IN: ACCIAIO INOSSIDABILE / STAINLESS STEEL						
791IN070	70	mm	71	60	125	1
791IN090	90	mm	91	60	125	1

# ART 800IN


SUPPORTO PER PILASTRI AD AVVITARE - INOX  
stainless steel supporting shoes



Cod.	SIZE	UNIT	AxB	CxD	Sp Th	Ø f	Ø f Pav	Gr. pcs	PZ/ BOX
IN: ACCIAIO INOSSIDABILE / STAINLESS STEEL									
800IN070	70	mm	72x72	150X150	2	5,5	11	1150	1
800IN090	90	mm	92x92	150X150	2	5,5	11	1150	1
800IN100	100	mm	102x102	150X150	2	5,5	11	1150	1

# ART 803IN

SUPPORTO PER PILASTRI AD AVVITARE REGISTRABILE - INOX  
stainless steel adjustable beam support



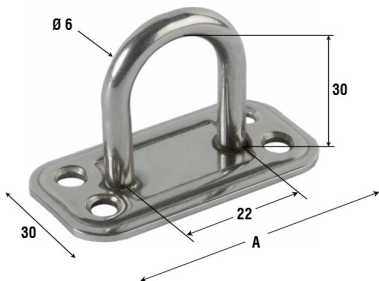
Cod.	UNIT	A	B	C	D	Sp Th	Ø f	Ø f Pav	Gr. pcs	PZ/ BOX
IN: ACCIAIO INOSSIDABILE / STAINLESS STEEL										
803IN00_P8	mm	171	53	32	47	2,5	5,5	11	440	4





# ART 865IN

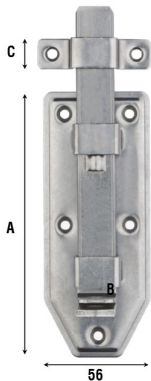
CAVALLOTTI MAGLIA TONDA Ø 6 MM - 21X25 - INOX  
round stainless steel fittings - ø 6 mm - 21x25



Cod.	SIZE	UNIT	A	Sp Th	Ø V	Gr. pcs	PZ/ BOX
IN: ACCIAIO INOSSIDABILE / STAINLESS STEEL							
865IN2125_P8	2125	mm	60	2,2	5,5	45	10

# ART 894IN


CATENACCIO STAMPATO PORTALUCCHETTO - ASTA PIATTA  
stainless steel padlock pressed bolt - flat rod



Cod.	SIZE	UNIT	A	C	N.fori N.holes	Ø V	Gr. pcs	PZ/ BOX
IN: ACCIAIO INOSSIDABILE / STAINLESS STEEL								
894IN15	15	mm	140	15	6	4	307	2

# ART 1130IN

RISCONTRO PER CHIUSURE  
eyelet plates for padlock latches




Cod.	A	B	Sp Th	N.fori N.holes	Ø V	Gr. pcs	PZ/ BOX
IN: ACCIAIO INOSSIDABILE / STAINLESS STEEL							
1130IN00	35	35	2	4	3,5	45	20



## ART 1132IN

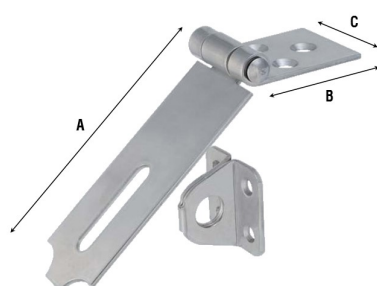
CHIUSURE PORTALUCCHETTO  
stainless steel padlock latch



Cod.	SIZE	UNIT	A	B	C	Sp Th	N.fori N.holes	Ø V	Gr. pcs	PZ/ BOX
IN: ACCIAIO INOSSIDABILE / STAINLESS STEEL										
1132IN080	80	mm	80	37	30	1,5	6	3,5	70	6

## ART 1134IN

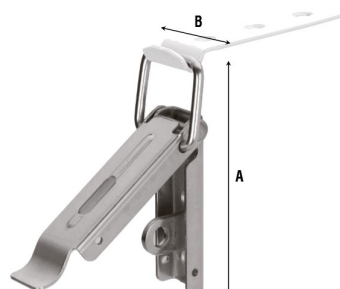
CHIUSURE PORTALUCCHETTO  
stainless steel padlock latch



Cod.	SIZE	UNIT	A	B	C	Sp Th	N.fori N.holes	Ø V	Gr. pcs	PZ/ BOX
IN: ACCIAIO INOSSIDABILE / STAINLESS STEEL										
1134IN105	105	mm	105	50	35	2	7	4,5	180	6

## ART 1140IN

CHIUSURE PER CASSE PORTALUCCHETTO  
stainless steel chest locks




Cod.	SIZE	UNIT	A	B	N.fori N.holes	Ø V	Gr. pcs	PZ/ BOX
IN: ACCIAIO INOSSIDABILE / STAINLESS STEEL								
1140IN109	109	mm	109	36	2	4	83	10



# ART 1142IN


GANCI PER CHIUSURE PER CASSE  
stainless steel fastening hooks for chest locks



Cod.	A	B	Sp Th	N.fori N.holes	Ø V	Gr. pcs	PZ/ BOX
IN: ACCIAIO INOSSIDABILE / STAINLESS STEEL							
1142IN00	83	25	2	3	4,5	32	10

# ART 1150IN

POZZETTO DA INCASSO  
stainless steel case fittings



Cod.	SIZE	UNIT	A	B	Sp Th	N.fori N.holes	Ø V	Gr. pcs	PZ/ BOX
IN: ACCIAIO INOSSIDABILE / STAINLESS STEEL									
1150IN55	55	mm	65	55	1	4	3	48	10

# ART 1152IN

MANIGLIE PESANTI DA INCASSO  
strong stainless steel case fitting




Cod.	SIZE	UNIT	A	B	Sp Th	N.fori N.holes	Ø V	Gr. pcs	PZ/ BOX
IN: ACCIAIO INOSSIDABILE / STAINLESS STEEL									
1152IN170	170	mm	170	105	2	4	5	500	1



# ART 1154IN

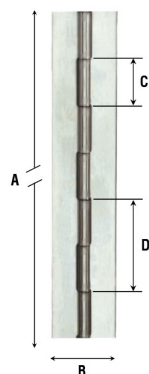
MANIGLIE PER CASSE  
stainless steel case fittings



Cod.	SIZE	UNIT	A	B	Sp Th	N.fori N.holes	Ø V	Gr. pcs	PZ/ BOX
<b>IN: ACCIAIO INOSSIDABILE / STAINLESS STEEL</b>									
1154IN100	100	mm	100	80	1,5	4	4,5	180	4

# ART 1200IN


CERNIERE A METRAGGIO ( PERNO Ø 4 )  
piano hinges ( pin diameter 4 )



Cod.	SIZE	UNIT	A	B	C	D	Sp Th	Ø P	Gr. pcs	PZ/ BOX
<b>INPI: ACCIAIO INOSSIDABILE-PERNO INOX / STAINLESS STEEL - STAINLESS STEEL PIN</b>										
1200IN030PI	30	mm	1980	30	30	60	1,5	4	1175	10
1200IN040PI	40	mm	1980	40	30	60	1,5	4	1520	10
1200IN050PI	50	mm	1980	50	30	60	1,5	4	1750	10
<b>INPO: ACCIAIO INOSSIDABILE-PERNO OTTONE / STAINLESS STEEL - BRASS PIN</b>										
1200IN030PO	30	mm	1980	30	30	60	1,5	4	1175	10
1200IN040PO	40	mm	1980	40	30	60	1,5	4	1520	10
1200IN050PO	50	mm	1980	50	30	60	1,5	4	1750	10

# ART 1204IN

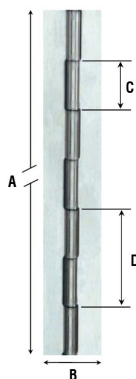
CERNIERE A METRAGGIO CON FORI INOX ( PERNO Ø 4 )  
stainless steel piano hinges with holes (pin diameter 4)



Cod.	SIZE	UNIT	A	B	C	D	Sp Th	Ø f	Ø P	Gr. pcs	PZ/ BOX
<b>INPI: ACCIAIO INOSSIDABILE-PERNO INOX / STAINLESS STEEL - STAINLESS STEEL PIN</b>											
1204IN030PI	30	mm	1980	30	30	60	1,5	5	4	1175	10
1204IN040PI	40	mm	1980	40	30	60	1,5	5	4	1520	10
1204IN050PI	50	mm	1980	50	30	60	1,5	5	4	1750	10
<b>INPO: ACCIAIO INOSSIDABILE-PERNO OTTONE / STAINLESS STEEL - BRASS PIN</b>											
1204IN030PO	30	mm	1980	30	30	60	1,5	5	4	1175	10
1204IN040PO	40	mm	1980	40	30	60	1,5	5	4	1520	10
1204IN050PO	50	mm	1980	50	30	60	1,5	5	4	1750	10




## ART 1206IN



CERNIERE A METRAGGIO PESANTI INOX ( PERNO Ø 6 )  
stainless steel heavy piano hinges ( pin diameter 6 )

Cod.	SIZE	UNIT	A	B	C	D	Sp Th	Ø f	Ø P	Gr. pcs	PZ/ BOX
<b>INPI: ACCIAIO INOSSIDABILE-PERNO INOX / STAINLESS STEEL - STAINLESS STEEL PIN</b>											
1206IN040PI	40	mm	1980	40	30	60	1,5	5	6	1870	10
1206IN050PI	50	mm	1980	50	30	60	2	5	6	2620	10
1206IN060PI	60	mm	1980	60	30	60	2	5	6	2930	10
<b>INPO: ACCIAIO INOSSIDABILE-PERNO OTTONE / STAINLESS STEEL - BRASS PIN</b>											
1206IN040PO	40	mm	1980	40	30	60	1,5	5	6	1870	10
1206IN050PO	50	mm	1980	50	30	60	2	5	6	2620	10
1206IN060PO	60	mm	1980	60	30	60	2	5	6	2930	10

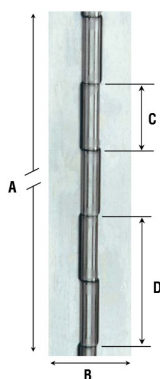
## ART 1208IN



CERNIERE A METRAGGIO PESANTI CON FORI INOX ( PERNO Ø 6 )  
stainless steel heavy piano hinges with holes ( pin diameter 6 )

Cod.	SIZE	UNIT	A	B	C	D	Sp Th	Ø f	Ø P	Gr. pcs	PZ/ BOX
<b>INPI: ACCIAIO INOSSIDABILE-PERNO INOX / STAINLESS STEEL - STAINLESS STEEL PIN</b>											
1208IN040PI	40	mm	1980	40	30	60	1,5	5	6	1870	10
1208IN050PI	50	mm	1980	50	30	60	2	5	6	2620	10
1208IN060PI	60	mm	1980	60	30	60	2	5	6	2930	10
<b>INPO: ACCIAIO INOSSIDABILE-PERNO OTTONE / STAINLESS STEEL - BRASS PIN</b>											
1208IN040PO	40	mm	1980	40	30	60	1,5	5	6	1870	10
1208IN050PO	50	mm	1980	50	30	60	2	5	6	2620	10
1208IN060PO	60	mm	1980	60	30	60	2	5	6	2930	10

## ART 1210IN



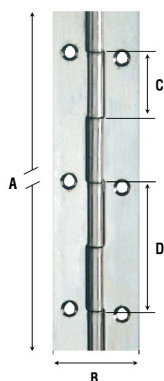
CERNIERE A METRAGGIO PESANTISSIME INOX ( PERNO Ø 8 )  
stainless steel very heavy piano hinges ( pin diameter 8 )

Cod.	SIZE	UNIT	A	B	C	D	Sp Th	Ø P	Gr. pcs	PZ/ BOX
<b>INPI: ACCIAIO INOSSIDABILE-PERNO INOX / STAINLESS STEEL - STAINLESS STEEL PIN</b>										
1210IN060PI	60	mm	2000	60	40	80	2,5	8	4050	4
1210IN080PI	80	mm	2000	80	40	80	2,5	8	4830	4
1210IN100PI	100	mm	2000	100	40	80	2,5	8	5600	2
1210IN120PI	120	mm	2000	120	40	80	2,5	8	6400	2
<b>INPO: ACCIAIO INOSSIDABILE-PERNO OTTONE / STAINLESS STEEL - BRASS PIN</b>										
1210IN060PO	60	mm	2000	60	40	80	2,5	8	4050	4
1210IN080PO	80	mm	2000	80	40	80	2,5	8	4830	4
1210IN100PO	100	mm	2000	100	40	80	2,5	8	5600	2
1210IN120PO	120	mm	2000	120	40	80	2,5	8	6400	2



# ART 1212IN

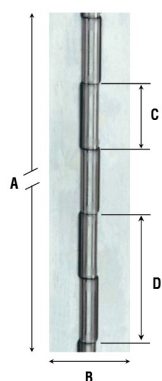
CERNIERE A METRAGGIO PESANTISSIME CON FORI INOX (PERNO Ø 8)  
stainless steel very heavy piano hinges with holes (pin diameter 8)



Cod.	SIZE	UNIT	A	B	C	D	Sp Th	Ø f	Ø P	Gr. pcs	PZ/ BOX
<b>INPI: ACCIAIO INOSSIDABILE-PERNO INOX / STAINLESS STEEL - STAINLESS STEEL PIN</b>											
1212IN060PI	60	mm	2000	60	40	80	2,5	5,5	8	4030	4
1212IN080PI	80	mm	2000	80	40	80	2,5	5,5	8	4800	4
1212IN100PI	100	mm	2000	100	40	80	2,5	5,5	8	5580	2
1212IN120PI	120	mm	2000	120	40	80	2,5	5,5	8	6380	2
<b>INPO: ACCIAIO INOSSIDABILE-PERNO OTTONE / STAINLESS STEEL - BRASS PIN</b>											
1212IN060PO	60	mm	2000	60	40	80	2,5	5,5	8	4030	4
1212IN080PO	80	mm	2000	80	40	80	2,5	5,5	8	4800	4
1212IN100PO	100	mm	2000	100	40	80	2,5	5,5	8	5580	2
1212IN120PO	120	mm	2000	120	40	80	2,5	5,5	8	6380	2

# ART 1214IN

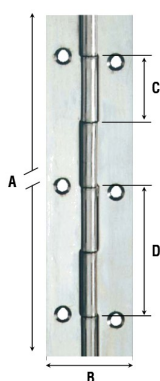
CERNIERE A METRAGGIO PESANTISSIME INOX ( PERNO Ø 9 )  
stainless steel very heavy piano hinges ( pin diameter 9 )



Cod.	SIZE	UNIT	A	B	C	D	Sp Th	Ø P	Gr. pcs	PZ/ BOX
INPI: ACCIAIO INOSSIDABILE-PERNO INOX / STAINLESS STEEL - STAINLESS STEEL PIN										
1214IN060PI	60	mm	2000	60	40	80	3	9	5030	2
1214IN080PI	80	mm	2000	80	40	80	3	9	5970	2
1214IN100PI	100	mm	2000	100	40	80	3	9	6920	2
1214IN120PI	120	mm	2000	120	40	80	3	9	7860	2
INPO: ACCIAIO INOSSIDABILE-PERNO OTTONE / STAINLESS STEEL - BRASS PIN										
1214IN060PO	60	mm	2000	60	40	80	3	9	5030	2
1214IN080PO	80	mm	2000	80	40	80	3	9	5970	2
1214IN100PO	100	mm	2000	100	40	80	3	9	6920	2
1214IN120PO	120	mm	2000	120	40	80	3	9	7860	2

# ART 1216IN


CERNIERE A METRAGGIO PESANTISSIME CON FORI INOX (PERNO Ø 9)  
stainless steel very heavy piano hinges with holes (pin diameter 9)



Cod.	SIZE	UNIT	A	B	C	D	Sp Th	Ø f	Ø P	Gr. pcs	PZ/ BOX
<b>INPI: ACCIAIO INOSSIDABILE-PERNO INOX / STAINLESS STEEL - STAINLESS STEEL PIN</b>											
1216IN060PI	60	mm	2000	60	40	80	3	5,5	9	5000	2
1216IN080PI	80	mm	2000	80	40	80	3	5,5	9	5940	2
1216IN100PI	100	mm	2000	100	40	80	3	5,5	9	6890	2
1216IN120PI	120	mm	2000	120	40	80	3	5,5	9	7830	2
<b>INPO: ACCIAIO INOSSIDABILE-PERNO OTTONE / STAINLESS STEEL - BRASS PIN</b>											
1216IN060PO	60	mm	2000	60	40	80	3	5,5	9	5000	2
1216IN080PO	80	mm	2000	80	40	80	3	5,5	9	5940	2
1216IN100PO	100	mm	2000	100	40	80	3	5,5	9	6890	2
1216IN120PO	120	mm	2000	120	40	80	3	5,5	9	7830	2



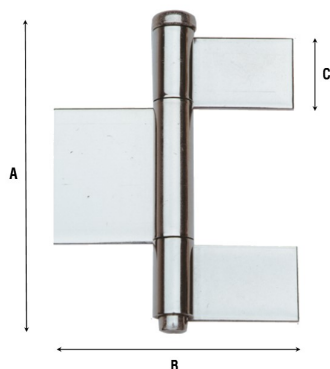
## ART 1220IN



FISCE PER SERRAMENTI A 2 ALI INOX - DESTRE/SINISTRE  
stainless steel hinges for frames with 2 wings - right/left-hand

Cod.	SIZE	UNIT	A	B	Ø Cern.	Sp Th	Ø P	Gr. pcs	PZ/ BOX
IN: ACCIAIO INOSSIDABILE / STAINLESS STEEL									
1220IN06D	06	mm	60	45	9	1,5	6	44	10
1220IN06S	06	mm	60	45	9	1,5	6	44	10


## ART 1221IN



FISCE PER SERRAMENTI A 3 ALI INOX  
stainless steel hinges for frames with 3 wings

Cod.	SIZE	UNIT	A	B	C	Ø Cern.	Sp Th	Ø P	Gr. pcs	PZ/ BOX
IN: ACCIAIO INOSSIDABILE / STAINLESS STEEL										
1221IN11	11	mm	110	80	27	15	2	10	190	10
1221IN14	14	mm	140	92	33	18	2.5	12	380	10

## ART 1222IN

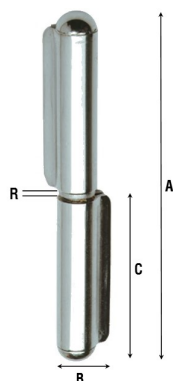


FISCE PER SERRAMENTI INOX CON RONDELLA - DESTRE/SINISTRE  
stainless steel hinges for frames with ring right/ left-hand hinges

Cod.	SIZE	UNIT	A	B	C	Ø Cern.	Sp Th	Ø P	Gr. pcs	PZ/ BOX
IN: ACCIAIO INOSSIDABILE / STAINLESS STEEL										
1222IN06D	06	mm	62	56	30	14,5	2,5	9	105	10
1222IN06S	06	mm	62	56	30	14,5	2,5	9	105	10
1222IN08D	08	mm	82	72	40	15,5	2,5	10	155	10
1222IN08S	08	mm	82	72	40	15,5	2,5	10	155	10
1222IN10D	10	mm	102	80	50	17	3	11	240	10
1222IN10S	10	mm	102	80	50	17	3	11	240	10
1222IN12D	12	mm	122	80	60	17	2,5	11	300	10
1222IN12S	12	mm	122	80	60	17	2,5	11	300	10

# ART 1223IN

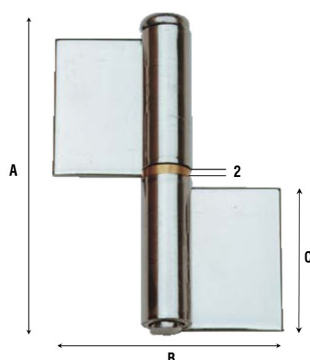
CERNIERE A SALDARE - PERNO FISSO - INOX  
stainless steel hinges for welding - fixed pin



Cod.	SIZE	UNIT	A	B	C	R	Ø Cern.	Sp Th	Ø P	Gr. pcs	PZ/ BOX
IN: ACCIAIO INOSSIDABILE / STAINLESS STEEL											
1223IN06	06	mm	60	15	27	2	12	2	8	56	10
1223IN08	08	mm	80	15	37	2	12	2	8	60	10
1223IN10	10	mm	100	18	46	2,2	14,5	2	10	105	10
1223IN12	12	mm	120	21	55	2,2	16,5	2	10	140	10
1223IN14	14	mm	140	21	65	2,5	16,5	2	11	185	10

# ART 1224IN


CERNIERE A SALDARE - ALI PIANE - PERNO A LEVARE - INOX  
stainless steel hinges for welding with flat wings - loose pin



Cod.	SIZE	UNIT	A	B	C	Ø Cern.	Sp Th	Ø P	Gr. pcs	PZ/ BOX
IN: ACCIAIO INOSSIDABILE / STAINLESS STEEL										
1224IN06	06	mm	60,5	57,5	27	12	2	7,8	72,5	10
1224IN08	08	mm	80	71,5	37	12	2	7,8	105,5	10

# ART 1226IN

CERNIERE A SALDARE - ALI PIANE - PERNO FISSO - INOX  
stainless steel hinges for welding - flat wings - fixed pin




Cod.	SIZE	UNIT	A	B	Ø Cern.	Sp Th	Ø P	Gr. pcs	PZ/ BOX
IN: ACCIAIO INOSSIDABILE / STAINLESS STEEL									
1226IN06	06	mm	60	47.50	13	2,5	8	110	10
1226IN08	08	mm	80	58	13	2,5	8	160	10
1226IN10	10	mm	100	61	14	2,5	9	230	10





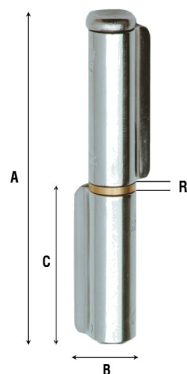
## ART 1227IN



CERNIERE PER SERRAMENTI CON ALI PIANE SENZA FORI INOX  
stainless steel hinges for frames with flat wings - without holes

Cod.	SIZE	UNIT	A	B	Ø Cern.	Sp Th	Ø P	Gr. pcs	PZ/ BOX
IN: ACCIAIO INOSSIDABILE / STAINLESS STEEL									
1227IN04	04	mm	40	39	9	1,5	6	45	10
1227IN06	06	mm	60	46	13	2,5	7,8	108	10
1227IN08	08	mm	80	56	13	2,5	7,8	160	10

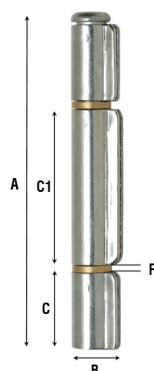
## ART 1228IN



CERNIERE A SALDARE A 2 ALI INOX  
stainless steel hinges for welding with 2 wings

Cod.	SIZE	UNIT	A	B	C	R	Ø Cern.	Sp Th	Ø P	Gr. pcs	PZ/ BOX
IN: ACCIAIO INOSSIDABILE / STAINLESS STEEL											
1228IN06	06	mm	60	15	27	2	12	2	8	55	10
1228IN08	08	mm	80	15	37	2	12	2	8	75	10
1228IN10	10	mm	100	18	46	2,2	14,5	2	10	130	10
1228IN12	12	mm	120	19	55	2,2	14,5	2	10	160	10
1228IN14	14	mm	140	21,5	65	2,5	16	2	11	235	10

## ART 1229IN




CERNIERE A SALDARE A 3 ALI INOX  
stainless steel hinges for welding with 3 wings

Cod.	SIZE	UNIT	A	B	C	C1	R	Ø Cern.	Sp Th	Ø P	Gr. pcs	PZ/ BOX
IN: ACCIAIO INOSSIDABILE / STAINLESS STEEL												
1229IN10	10	mm	100	18	21,5	46	2	14,5	2	10	130	10
1229IN12	12	mm	120	21	27	55	2	16,5	2	10	160	10
1229IN14	14	mm	140	21	32	65	2	16,5	2	11	235	10

# ART 1234IN


CERNIERE A SALDARE PER CANCELLI - 2 ALI INOX  
stainless steel hinges for welding for gates - 2 wings



Cod.	SIZE	UNIT	A	B	C	Ø Cern.	Sp Th	Ø P	Gr. pcs	PZ/ BOX
IN: ACCIAIO INOSSIDABILE / STAINLESS STEEL										
1234IN10	10	mm	103	90	50	21	3	14	410	2
1234IN15	15	mm	154	100	75	24	4	16	770	2
1234IN20	20	mm	204	110	100	24	4	16	1060	2

# ART 1235IN


CERNIERE A SALDARE PER CANCELLI - 3 ALI - INOX  
stainless steel hinges for welding for gates - 3 wings



Cod.	SIZE	UNIT	A	B	C	E	Ø Cern.	Sp Th	Ø P	Gr. pcs	PZ/ BOX
IN: ACCIAIO INOSSIDABILE / STAINLESS STEEL											
1235IN10	10	mm	107	90	25	50	21	3	14	420	2
1235IN15	15	mm	153	100	35	75	24	4	16	790	2
1235IN20	20	mm	208	110	50	100	24	4	16	1080	2

# ART 1600IN

RUOTE CON DOPPIO CUSCINETTO - GOLA A "V"  
wheels with 2 ball bearings

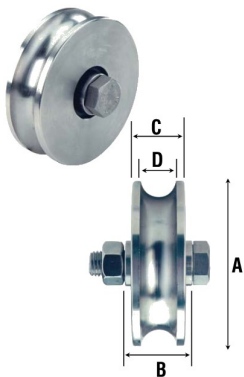


Cod.	SIZE	UNIT	A	B	C	Gr. pcs	PZ/ BOX
IN: ACCIAIO INOSSIDABILE / STAINLESS STEEL							
1600IN080	80	mm	80	36	30	1050	10
1600IN100	100	mm	100	36	30	1640	10
1600IN120	120	mm	120	36	30	2430	8



# ART 1602IN

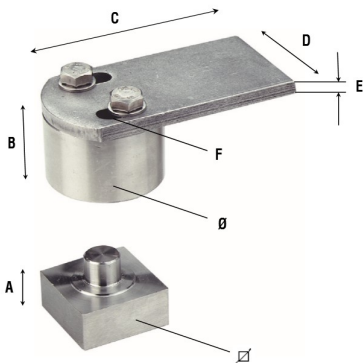
RUOTE CON DOPPIO CUSCINETTO - GOLA SEMITONDA  
wheels with 2 ball bearings



Cod.	SIZE	UNIT	A	B	C	D	Gr. pcs	PZ/ BOX
IN: ACCIAIO INOSSIDABILE / STAINLESS STEEL								
1602IN080	80	mm	80	36	30	21	950	10
1602IN100	100	mm	100	36	30	21	1560	10
1602IN120	120	mm	120	36	30	21	2300	8

# ART 1612IN

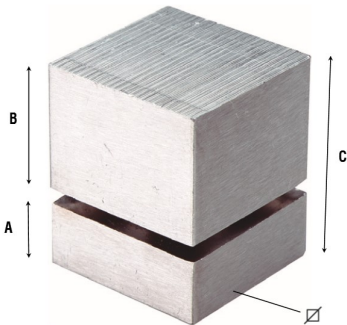
CARDINE SUPERIORE REGISTR.PER CANCELLI CON CUSC.A SFERE-INOX  
stainless steel adjustable hinges for gates with ball bearing



Cod.	A	B	C	D	E	F	Ø	Quadro square	Gr. pcs	PZ/ BOX
IN: ACCIAIO INOSSIDABILE / STAINLESS STEEL										
1612IN00	17	30	100	50	6	20X9	50	40	877	6

# ART 1614IN

PILETTA INFERIORE QUADRA PER CANCELLI INOX  
stainless steel lower square hinge for gates

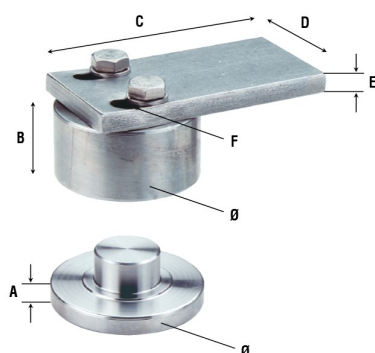


Cod.	A	B	C	Quadro square	Gr. pcs	PZ/ BOX
IN: ACCIAIO INOSSIDABILE / STAINLESS STEEL						
1614IN00	14	30	49	40	563	6



# ART 1616IN

CARDINE SUPERIORE REGISTR.PER CANCELLI CON CUSC.A SFERE-INOX  
stainless steel adjustable hinges for gates with ball bearing



Cod.	SIZE	UNIT	A	B	C	D	E	F	Ø	Gr. pcs	PZ/ BOX
IN: ACCIAIO INOSSIDABILE / STAINLESS STEEL											
1616IN50	50	mm	11	30	100	50	6	20X9	50	847	6

# ART 1618IN


PILETTA INFERIORE CON CUSCINETTI A RULLI CONICI INOX  
stainless steel lower hinges with taper-roller bearing



Cod.	SIZE	UNIT	A	B	C	Ø	Gr. pcs	PZ/ BOX
IN: ACCIAIO INOSSIDABILE / STAINLESS STEEL								
1618IN50	50	mm	8	22	32	50	434	6

# ART 1620IN

RULLO GUIDA CILINDRICO CON PERNO INOX  
cylindrical roller with stainless steel pin




Cod.	SIZE	UNIT	A	M	Ø	Gr. pcs	PZ/ BOX
IN: ACCIAIO INOSSIDABILE / STAINLESS STEEL							
1620IN30	30	mm	40	M14	30	181	20



# ART 1624IN


BORCHIA PER TUBO INOX  
stainless steel turned hinges with round hole



Cod.	SIZE	UNIT	A	Ø Interno	Gr. pcs	PZ/ BOX
IN: ACCIAIO INOSSIDABILE / STAINLESS STEEL						
1624IN20	20	mm	28	20	57	20
1624IN25	25	mm	35	25	95	20

# ART 1626IN

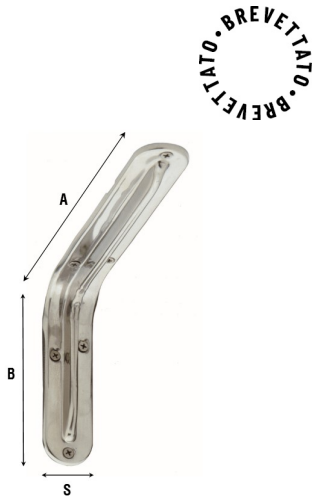
PUNTA PER TUBO INOX  
stainless steel lance ornament



Cod.	SIZE	UNIT	A	B	Ø 1	Ø 2	Gr. pcs	PZ/ BOX
IN: ACCIAIO INOSSIDABILE / STAINLESS STEEL								
1626IN20	20	mm	63	7	17	20	87	20
1626IN25	25	mm	74	7	22	25	152	20

# ART 2522IN

MENSOLE IN ACCIAIO INOX STAMPATO  
stainless steel brackets

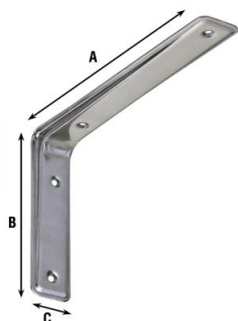


Cod.	SIZE	UNIT	A	B	S	Sp Th	Gr. pcs	Load kg pcs	PZ/ BOX
IN: ACCIAIO INOSSIDABILE / STAINLESS STEEL									
2522IN20	20	mm	195	135	36	1	140	48	10
2522IN30	30	mm	295	195	41	1,2	310	40	10



# ART 2526IN

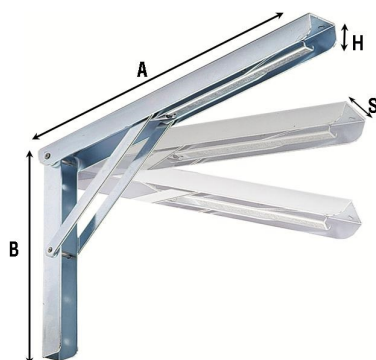
MENSOLE ROBUSTE IN ACCIAIO INOX STAMPATO  
strong pressed brackets (th. mm.2 )



Cod.	SIZE	UNIT	A	B	C	Gr. pcs	Load kg pcs	PZ/ BOX
IN: ACCIAIO INOSSIDABILE / STAINLESS STEEL								
2526IN20	15	mm	160	105	38	170	50	4
2526IN25	20	mm	235	160	38	263	65	4

# ART 2534IN

MENSOLE RIBALTABILI A 3 POSIZIONI  
3 steps folding brackets




Cod.	SIZE	UNIT	A	B	H	S	Gr. pcs	Load kg pcs	PZ/ BOX
IN: ACCIAIO INOSSIDABILE / STAINLESS STEEL									
2534IN30	30	mm	300	200	30	22	600	200	2
2534IN40	40	mm	400	272	36	27	1200	200	2





## ART 1080


CERNIERE A SALDARE PER CANCELLI - 2 ALI APERTE  
hinges for welding for gates - 2 open wings



Cod.	SIZE	UNIT	Ø Cern.	Sp Th	Ø P	Gr. pcs	PZ/ BOX
<b>AL: ACCIAIO LUCIDO / POLISHED STEEL</b>							
1080AL02	100	mm	28	4	20	585	8

## ART 1081


CERNIERE A SALDARE PER CANCELLI CON CUSCINETTO - 2 ALI APERTE  
hinges for welding for gates with ball bearing - 2 open wings



Cod.	SIZE	UNIT	Ø Cern.	Sp Th	Ø P	Gr. pcs	PZ/ BOX
<b>AL: ACCIAIO LUCIDO / POLISHED STEEL</b>							
1081ALC2	100	mm	28	4	20	590	8

## ART 1082

CERNIERE A SALDARE PER CANCELLI - 2 ALI CHIUSE  
hinges for welding for gates - 2 closed wings




Cod.	SIZE	UNIT	Ø Cern.	Sp Th	Ø P	Gr. pcs	PZ/ BOX
<b>AL: ACCIAIO LUCIDO / POLISHED STEEL</b>							
1082AL02	100	mm	28	4	20	585	8





# ART 1083


CERNIERE A SALDARE PER CANCELLI CON CUSCINETTO - 2 ALI CHIUSE  
hinges for welding for gates with ball bearing - 2 closed wings



Cod.	SIZE	UNIT	Ø Cern.	Sp Th	Ø P	Gr. pcs	PZ/ BOX
AL: ACCIAIO LUCIDO / POLISHED STEEL							
1083ALC2	100	mm	28	4	20	590	8

# ART 1100


FISCE PESANTI A 2 ALI  
heavy hinges with 2 wings



Cod.	SIZE	UNIT	A	B	C	Ø Cern.	Sp Th	Ø P	Gr. pcs	PZ/ BOX
AL: ACCIAIO LUCIDO / POLISHED STEEL										
1100AL10	10	mm	98	122	47	28	4	20	650	8
1100AL20	20	mm	200	122	98	28	4	20	1300	4

# ART 1101

FISCE PESANTI A 2 ALI CON CUSCINETTI A SFERE  
heavy hinges with 2 wings and ball bearing




Cod.	SIZE	UNIT	A	B	C	Ø Cern.	Sp Th	Ø P	Gr. pcs	PZ/ BOX
AL: ACCIAIO LUCIDO / POLISHED STEEL										
1101AL10	10	mm	101	122	47	28	4	20	660	8
1101AL20	20	mm	203	122	98	28	4	20	1310	4



## ART 1102

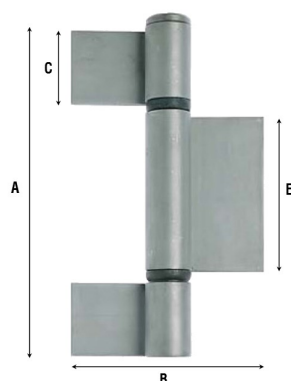
FISCE PESANTI A 3 ALI  
heavy hinges with 3 wings



Cod.	SIZE	UNIT	A	B	C	E	Ø Cern.	Sp Th	Ø P	Gr. pcs	PZ/ BOX
<b>AL: ACCIAIO LUCIDO / POLISHED STEEL</b>											
1102AL20	20	mm	201	120	47	100	27,5	3,8	19,60	1300	4

## ART 1103

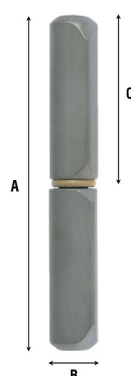
FISCE PESANTI A 3 ALI CON CUSCINETTI A SFERE  
heavy hinges with 3 wings and ball bearing



Cod.	SIZE	UNIT	A	B	C	E	Ø Cern.	Sp Th	Ø P	Gr. pcs	PZ/ BOX
<b>AL: ACCIAIO LUCIDO / POLISHED STEEL</b>											
1103AL20	20	mm	206	122	47	98	28	4	20	1310	4

## ART 1112


CERNIERE CON COSTA ( PERNO OTTONE )  
turned hinges ( brass pin )



Cod.	SIZE	UNIT	A	B	C	Ø Cern.	Gr. pcs	PZ/ BOX
<b>AL: ACCIAIO LUCIDO / POLISHED STEEL</b>								
1112AL04	04	mm	40	12	19	10x12	23	50
1112AL06	06	mm	60	12	29	10x12	37	50
1112AL08	08	mm	80	14	39	12x14	68	50
1112AL10	10	mm	100	16	49	14x16	117	50
1112AL12	12	mm	120	18	59	16x18	182	30




# ART 1113



CERNIERE CON COSTA  
turned hinges

Cod.	SIZE	UNIT	A	B	C	Ø Cern.	Gr. pcs	PZ/ BOX
AL: ACCIAIO LUCIDO / POLISHED STEEL								
1113AL04	04	mm	40	12	19	10x12	22	50
1113AL06	06	mm	60	12	29	10x12	36	50
1113AL08	08	mm	80	14	39	12x14	67	50
1113AL10	10	mm	100	16	49	14x16	116	50
1113AL12	12	mm	120	18	59	16x18	180	30
1113AL14	14	mm	140	20	69	18x20	265	30


# ART 1114



CERNIERE PER SERRAMENTI IN FERRO CON COLLO ( ALA FORATA )  
hinges for steel frames with a holed wing

Cod.	SIZE	UNIT	A	B	C	Ø Cern.	Sp Th	Ø P	N.fori N.holes	Ø V	Gr. pcs	PZ/ BOX
AL: ACCIAIO LUCIDO / POLISHED STEEL												
1114AL06	06	mm	60	60	37,5	13,5	2,8	8	3	4,5	130	10
1114AL08	08	mm	80	69	40	13,5	2,8	8	3	4,5	190	10

# ART 1119

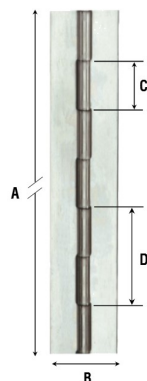


CERNIERE PER SERRAMENTI IN FERRO CON COLLO SENZA FORI  
hinges for steel frames

Cod.	SIZE	UNIT	A	B	C	Ø Cern.	Sp Th	Ø P	Gr. pcs	PZ/ BOX
AL: ACCIAIO LUCIDO / POLISHED STEEL										
1119AL06	06	mm	60	60	37,5	13,5	2,8	8	135	10
1119AL08	08	mm	80	69	40	13,5	2,8	8	195	10
1119AL10	10	mm	100	72	42	15	3	9	295	10
1119AL12	12	mm	120	78	47,5	18	3,8	10	460	10

# ART 1200


CERNIERE A METRAGGIO ( PERNO Ø 4 )  
piano hinges ( pin diameter 4 )



Cod.	SIZE	UNIT	A	B	C	D	Sp Th	Ø P	Gr. pcs	PZ/ BOX
<b>ALPO: ACCIAIO LUCIDO-PERNO OTTONE / POLISHED STEEL - BRASS PIN</b>										
1200AL030PO	30	mm	1980	30	30	60	1,5	4	1175	10
1200AL040PO	40	mm	1980	40	30	60	1,5	4	1520	10
1200AL050PO	50	mm	1980	50	30	60	1,5	4	1750	10
<b>ALPZ: ACCIAIO LUCIDO-PERNO ZINCATO / POLISHED STEEL,ZINCED STEEL PIN</b>										
1200AL030PZ	30	mm	1980	30	30	60	1,5	4	1175	10
1200AL040PZ	40	mm	1980	40	30	60	1,5	4	1520	10
1200AL050PZ	50	mm	1980	50	30	60	1,5	4	1750	10

# ART 1204

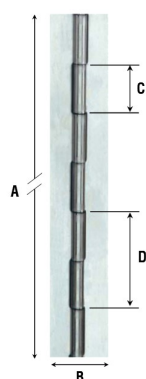
CERNIERE A METRAGGIO CON FORI ( PERNO Ø 4 )  
piano hinges with holes ( pin diameter 4 )



Cod.	SIZE	UNIT	A	B	C	D	Sp Th	Ø f	Ø P	Gr. pcs	PZ/ BOX
ALPO: ACCIAIO LUCIDO-PERNO OTTONE / POLISHED STEEL - BRASS PIN											
1204AL030PO	30	mm	1980	30	30	60	1,5	5	4	1175	10
1204AL040PO	40	mm	1980	40	30	60	1,5	5	4	1520	10
1204AL050PO	50	mm	1980	50	30	60	1,5	5	4	1750	10
ALPZ: ACCIAIO LUCIDO-PERNO ZINCATO / POLISHED STEEL,ZINCED STEEL PIN											
1204AL030PZ	30	mm	1980	30	30	60	1,5	5	4	1175	10
1204AL040PZ	40	mm	1980	40	30	60	1,5	5	4	1520	10
1204AL050PZ	50	mm	1980	50	30	60	1,5	5	4	1750	10

# ART 1206

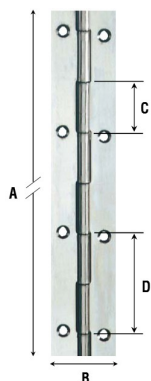
CERNIERE A METRAGGIO PESANTI ( PERNO Ø 6 )  
heavy piano hinges ( pin diameter 6 )



Cod.	SIZE	UNIT	A	B	C	D	Sp Th	Ø P	Gr. pcs	PZ/ BOX
<b>ALPO: ACCIAIO LUCIDO-PERNO OTTONE / POLISHED STEEL - BRASS PIN</b>										
1206AL040PO	40	mm	1980	40	30	60	1,5	6	1870	10
1206AL050PO	50	mm	1980	50	30	60	2	6	2620	10
1206AL060PO	60	mm	1980	60	30	60	2	6	2930	10
<b>ALPZ: ACCIAIO LUCIDO-PERNO ZINCATO / POLISHED STEEL,ZINCED STEEL PIN</b>										
1206AL040PZ	40	mm	1980	40	30	60	1,5	6	1870	10
1206AL050PZ	50	mm	1980	50	30	60	2	6	2620	10
1206AL060PZ	60	mm	1980	60	30	60	2	6	2930	10



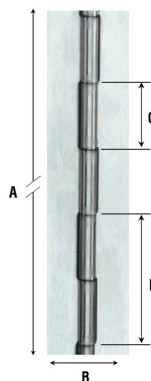
## ART 1208



CERNIERE A METRAGGIO PESANTI CON FORI ( PERNO Ø 6 )  
heavy piano hinges with holes ( pin diameter 6 )

Cod.	SIZE	UNIT	A	B	C	D	Sp Th	Ø f	Ø P	Gr. pcs	PZ/ BOX
<b>ALPO: ACCIAIO LUCIDO-PERNO OTTONE / POLISHED STEEL - BRASS PIN</b>											
1208AL040PO	40	mm	1980	40	30	60	1,5	5	6	1870	10
1208AL050PO	50	mm	1980	50	30	60	2	5	6	2620	10
1208AL060PO	60	mm	1980	60	30	60	2	5	6	2930	10
<b>ALPZ: ACCIAIO LUCIDO-PERNO ZINCATO / POLISHED STEEL,ZINCED STEEL PIN</b>											
1208AL040PZ	40	mm	1980	40	30	60	1,5	5	6	1870	10
1208AL050PZ	50	mm	1980	50	30	60	2	5	6	2620	10
1208AL060PZ	60	mm	1980	60	30	60	2	5	6	2930	10

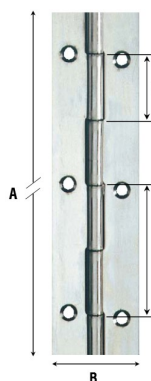
## ART 1210



CERNIERE A METRAGGIO PESANTISSIME ( PERNO Ø 8 )  
very heavy piano hinges ( pin diameter 8 )

Cod.	SIZE	UNIT	A	B	C	D	Sp Th	Ø P	Gr. pcs	PZ/ BOX
ALPO: ACCIAIO LUCIDO-PERNO OTTONE / POLISHED STEEL - BRASS PIN										
1210AL060PO	60	mm	2000	60	40	80	2,5	8	4050	4
1210AL080PO	80	mm	2000	80	40	80	2,5	8	4830	4
1210AL100PO	100	mm	2000	100	40	80	2,5	8	5600	4
1210AL120PO	120	mm	2000	120	40	80	2,5	8	6400	4
ALPZ: ACCIAIO LUCIDO-PERNO ZINCATO / POLISHED STEEL,ZINCED STEEL PIN										
1210AL060PZ	60	mm	2000	60	40	80	2,5	8	4050	4
1210AL080PZ	80	mm	2000	80	40	80	2,5	8	4830	4
1210AL100PZ	100	mm	2000	100	40	80	2,5	8	5600	4
1210AL120PZ	120	mm	2000	120	40	80	2,5	8	6400	4

## ART 1212

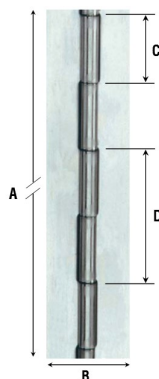


CERNIERE A METRAGGIO PESANTISSIME CON FORI ( PERNO Ø 8 )  
very heavy piano hinges with holes ( pin diameter 8 )

Cod.	SIZE	UNIT	A	B	C	D	Sp Th	Ø f	Ø P	Gr. pcs	PZ/ BOX
<b>ALPO: ACCIAIO LUCIDO-PERNO OTTONE / POLISHED STEEL - BRASS PIN</b>											
1212AL060PO	60	mm	2000	60	40	80	2,5	5,5	8	4030	4
1212AL080PO	80	mm	2000	80	40	80	2,5	5,5	8	4800	4
1212AL100PO	100	mm	2000	100	40	80	2,5	5,5	8	5580	4
1212AL120PO	120	mm	2000	120	40	80	2,5	5,5	8	6380	4
<b>ALPZ: ACCIAIO LUCIDO-PERNO ZINCATO / POLISHED STEEL,ZINCED STEEL PIN</b>											
1212AL060PZ	60	mm	2000	60	40	80	2,5	5,5	8	4030	4
1212AL080PZ	80	mm	2000	80	40	80	2,5	5,5	8	4800	4
1212AL100PZ	100	mm	2000	100	40	80	2,5	5,5	8	5580	4
1212AL120PZ	120	mm	2000	120	40	80	2,5	5,5	8	6380	4

# ART 1214

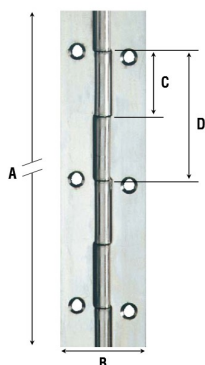
CERNIERE A METRAGGIO PESANTISSIME ( PERNO Ø 9 )  
very heavy piano hinges ( pin diameter 9 )



Cod.	SIZE	UNIT	A	B	C	D	Sp Th	Ø P	Gr. pcs	PZ/ BOX
<b>ALPO: ACCIAIO LUCIDO-PERNO OTTONE / POLISHED STEEL - BRASS PIN</b>										
1214AL060PO	60	mm	2000	60	40	80	3	9	5030	4
1214AL080PO	80	mm	2000	80	40	80	3	9	5970	4
1214AL100PO	100	mm	2000	100	40	80	3	9	6920	4
1214AL120PO	120	mm	2000	120	40	80	3	9	7860	4
<b>ALPZ: ACCIAIO LUCIDO-PERNO ZINCATO / POLISHED STEEL,ZINCED STEEL PIN</b>										
1214AL060PZ	60	mm	2000	60	40	80	3	9	5030	4
1214AL080PZ	80	mm	2000	80	40	80	3	9	5970	4
1214AL100PZ	100	mm	2000	100	40	80	3	9	6920	4
1214AL120PZ	120	mm	2000	120	40	80	3	9	7860	4

# ART 1216


CERNIERE A METRAGGIO PESANTISSIME CON FORI ( PERNO Ø 9 )  
very heavy piano hinges with holes ( pin diameter 9 )



Cod.	SIZE	UNIT	A	B	C	D	Sp Th	Ø f	Ø P	Gr. pcs	PZ/ BOX
<b>ALPO: ACCIAIO LUCIDO-PERNO OTTONE / POLISHED STEEL - BRASS PIN</b>											
1216AL060PO	60	mm	2000	60	40	80	3	5,5	9	5000	4
1216AL080PO	80	mm	2000	80	40	80	3	5,5	9	5940	4
1216AL100PO	100	mm	2000	100	40	80	3	5,5	9	6890	4
1216AL120PO	120	mm	2000	120	40	80	3	5,5	9	7830	4
<b>ALPZ: ACCIAIO LUCIDO-PERNO ZINCATO / POLISHED STEEL,ZINCED STEEL PIN</b>											
1216AL060PZ	60	mm	2000	60	40	80	3	5,5	9	5000	4
1216AL080PZ	80	mm	2000	80	40	80	3	5,5	9	5940	4
1216AL100PZ	100	mm	2000	100	40	80	3	5,5	9	6890	4
1216AL120PZ	120	mm	2000	120	40	80	3	5,5	9	7830	4

# ART 1220


FISCE PER SERRAMENTI A 2 ALI - DESTRE/SINISTRE  
hinges for frames with 2 wings - right-hand / left-hand



Cod.	SIZE	UNIT	A	B	Ø Cern.	Sp Th	Ø P	Gr. pcs	PZ/ BOX
<b>AL: ACCIAIO LUCIDO / POLISHED STEEL</b>									
1220AL16D	16	mm	160	140	22	3,8	14	790	10
1220AL16S	16	mm	160	140	22	3,8	14	790	10
1220AL18D	18	mm	180	150	22	3,8	14	920	10
1220AL18S	18	mm	180	150	22	3,8	14	920	10
1220AL20D	20	mm	200	160	22	3,8	14	1070	6
1220AL20S	20	mm	200	160	22	3,8	14	1070	6




## ART 1221



FISCE PER SERRAMENTI A 3 ALI  
hinges for frames with 3 wings

Cod.	SIZE	UNIT	A	B	C	Ø Cern.	Sp Th	Ø P	Gr. pcs	PZ/ BOX
<b>AL: ACCIAIO LUCIDO / POLISHED STEEL</b>										
1221AL11	11	mm	110	80	27	15	2,2	10	200	20
1221AL14	14	mm	140	92	33	18	2,8	12	400	20
1221AL17	17	mm	170	105	42	20	3,5	12	630	10
1221AL20	20	mm	200	118	47	22	4	13	870	6

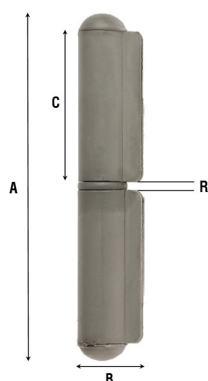
## ART 1222



FISCE PER SERRAMENTI CON RONDELLA - DESTRE/SINISTRE  
hinges for frames with ring right-hand / left-hand hinges

Cod.	SIZE	UNIT	A	B	C	Ø Cern.	Sp Th	Ø P	Gr. pcs	PZ/ BOX
<b>AL: ACCIAIO LUCIDO / POLISHED STEEL</b>										
1222AL06D	06	mm	62	56	30	14,5	2,6	9	110	40
1222AL06S	06	mm	62	56	30	14,5	2,6	9	110	40
1222AL08D	08	mm	82	72	40	15,5	2,8	9	155	40
1222AL08S	08	mm	82	72	40	15,5	2,8	9	155	40
1222AL10D	10	mm	102	80	50	17	2,8	11	240	20
1222AL10S	10	mm	102	80	50	17	2,8	11	240	20
1222AL12D	12	mm	122	80	60	17	2,8	11	280	20
1222AL12S	12	mm	122	80	60	17	2,8	11	280	20
1222AL14D	14	mm	142	90	70	19	3,2	13	440	20
1222AL14S	14	mm	142	90	70	19	3,2	13	440	20

## ART 1223




CERNIERE A SALDARE - PERNO FISSO  
hinges for welding - fixed pin

Cod.	SIZE	UNIT	A	B	C	R	Ø Cern.	Sp Th	Ø P	Gr. pcs	PZ/ BOX
<b>AL: ACCIAIO LUCIDO / POLISHED STEEL</b>											
1223AL06	06	mm	60	15	27	2	12	2	8	50	50
1223AL08	08	mm	80	15	37	2	12	2	8	60	50
1223AL10	10	mm	100	18	46	2,2	14,5	2,2	10	105	50
1223AL12	12	mm	120	18	55	2,2	14,5	2,2	10	140	30
1223AL14	14	mm	140	21	65	2,5	16,5	2,2	11	195	30
1223AL17	17	mm	170	23	80	3	18	3	12	278	20
1223AL20	20	mm	200	25	95	3	19,5	3	13	376	20



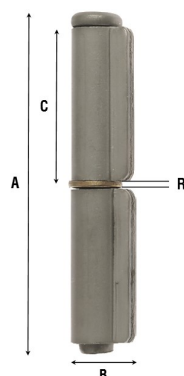
# ART 1227



CERNIERE PER SERRAMENTI CON ALI PIANE SENZA FORI  
hinges for frames with flat wings - without holes

Cod.	SIZE	UNIT	A	B	Ø Cern.	Sp Th	Ø P	Gr. pcs	PZ/ BOX
<b>AL: ACCIAIO LUCIDO / POLISHED STEEL</b>									
1227AL04	04	mm	40	39	10	2	6	45	20
1227AL06	06	mm	60	46	13,5	2,8	8	120	10
1227AL08	08	mm	80	56	13,5	2,8	8	180	10
1227AL10	10	mm	100	61	15	3	9	270	10
1227AL12	12	mm	120	66	18	3,8	10	435	10

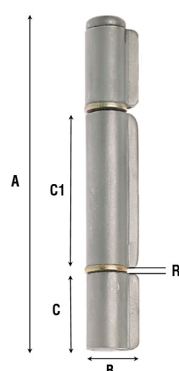
# ART 1228



CERNIERE A SALDARE A 2 ALI  
hinges for welding with 2 wings

Cod.	SIZE	UNIT	A	B	C	R	Ø Cern.	Sp Th	Ø P	Gr. pcs	PZ/ BOX
<b>AL: ACCIAIO LUCIDO / POLISHED STEEL</b>											
1228AL06	06	mm	60	15	27	2	12	2	8	55	50
1228AL08	08	mm	80	15	37	2	12	2	8	75	50
1228AL10	10	mm	100	18	46	2,2	14,5	2,2	10	135	50
1228AL12	12	mm	120	21	55	2,2	14,5	2,2	10	165	30
1228AL14	14	mm	140	21	65	2,5	16,5	2,2	11	235	30
1228AL17	17	mm	170	23	80	3	18	3	12	355	20
1228AL20	20	mm	200	25	95	3	19,5	3	13	485	20

# ART 1229



CERNIERE A SALDARE A 3 ALI  
hinges for welding with 3 wings


Cod.	SIZE	UNIT	A	B	C	C1	R	Ø Cern.	Sp Th	Ø P	Gr. pcs	PZ/ BOX
<b>AL: ACCIAIO LUCIDO / POLISHED STEEL</b>												
1229AL08	08	mm	80	15	17,5	37	2	12	2	8	75	50
1229AL10	10	mm	100	18	21,5	46	2	14,5	2,2	10	135	50
1229AL12	12	mm	120	18	27	55	2	14,5	2,2	10	165	30
1229AL14	14	mm	140	21	32	65	2	16,5	2,2	11	235	30
1229AL17	17	mm	170	23	39	80	3	18	3	12	355	20
1229AL20	20	mm	200	25	46,5	95	3	19	3	13	485	20





# ART 1246


CERNIERE A SALDARE A 2 ALI CON CUSCINETTO A SFERE  
hinges for welding with 2 wings and ball bearing



Cod.	SIZE	UNIT	A	B	C	Ø Cern.	Sp Th	Ø P	Gr. pcs	PZ/ BOX
AL: ACCIAIO LUCIDO / POLISHED STEEL										
1246AL14	14	mm	141	21	65	16,5	2,2	11	240	30
1246AL17	17	mm	174	23	80	18	3	12	370	20
1246AL20	20	mm	201	25	95	19,5	3	13	490	20

# ART 1247


CERNIERE A SALDARE A 3 ALI CON CUSCINETTI A SFERE  
hinges for welding with 3 wings and ball bearing



Cod.	SIZE	UNIT	A	B	C	C1	Ø Cern.	Sp Th	Ø P	Gr. pcs	PZ/ BOX
AL: ACCIAIO LUCIDO / POLISHED STEEL											
1247AL14	14	mm	148	21	32	65	16,5	2,2	11	240	30
1247AL17	17	mm	178	23	39	80	18	3	12	370	20
1247AL20	20	mm	201	25	46	92	19,5	3	13	490	20

# ART 1248

CERNIERE CON RONDELLA E PERNO OTTONE PER PORTE BLINDATE  
hinges with brass pin and ring for armor-plated doors



Cod.	SIZE	UNIT	Ø Cern.	Gr. pcs	PZ/ BOX
AL: ACCIAIO LUCIDO / POLISHED STEEL					
1248AL15	150	mm	22x25	450	10



## ART 1249

CERNIERE CON CUSC. A SFERE E PERNO ACCIAIO PER PORTE BLINDATE  
hinges with ball bearing and steel pin for armor - plated doors



Cod.	SIZE	UNIT	Ø Cern.	Gr. pcs	PZ/ BOX
<b>AL: ACCIAIO LUCIDO / POLISHED STEEL</b>					
1249CC15	150	mm	22x25	450	10

## ART 1250


CERNIERA A 2 ALI - REGISTRABILE CON CUSC. A SFERE E RULLINI  
Hinges - adjustable with ball bearing and rollers



Cod.	SIZE	UNIT	Ø Cern.	Gr. pcs	PZ/ BOX
<b>AL: ACCIAIO LUCIDO / POLISHED STEEL</b>					
1250AL150_2C	150	mm	22x25	450	10

## ART 1251

CERNIERE REGISTRABILI C/GRANO DI REGOLAZIONE IN OTTONE ANTIFRIZIONE  
Adjustable hinges with anti-friction brass adjustment set screw



Cod.	SIZE	UNIT	Ø Cern.	Gr. pcs	PZ/ BOX
<b>AL: ACCIAIO LUCIDO / POLISHED STEEL</b>					
1251AL140	140	mm	22x25	405	10



# ART 1252


CERNIERA 3 ALI REGISTRABILE IN ALTEZZA CON CUSC. A SFERE E RULLINI  
Hinges with 3 wings adjustable height with ball bearing and rollers



Cod.	SIZE	UNIT	Ø Cern.	Gr. pcs	PZ/ BOX
AL: ACCIAIO LUCIDO / POLISHED STEEL					
1252AL180_2C	186,5	mm	22x25	520	10

# ART 1253C

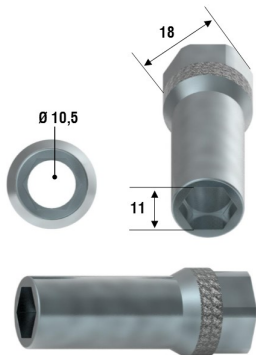
CERNIERE REGISTRABILI SU 3 ASSI, CON CUSCINETTO A SFERE  
hinges, adjustable on 3 axes, with ball bearing



Cod.	SIZE	UNIT	Ø Cern.	Gr. pcs	PZ/ BOX
AL: ACCIAIO LUCIDO / POLISHED STEEL					
1253AL140C	140	mm	22x25	450	10

# ART 1253CH

CHIAVE DI REGOLAZIONE PER ECCENTRICO CERNIERE 1253  
Regulation key for hinges art.1253



Cod.	Gr. pcs	PZ/ BOX
CE: IMPRONTA ESAGONALE / HEXAGONAL SECTION		
1253CE00	50	5



## ART 1254DS

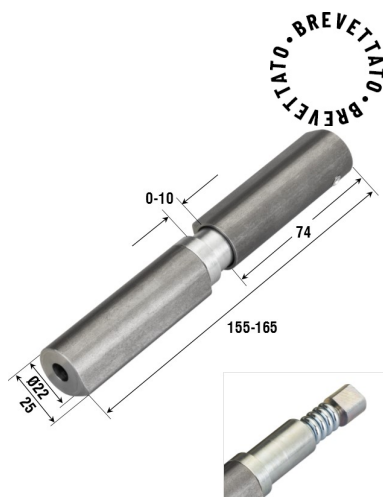
CERNIERE CHIUDIPIORTA PER PORTE MANO DESTRA A SPINGERE  
Spring hinges for right hand doors



Cod.	SIZE	UNIT	Ø Cern.	Gr. pcs	PZ/ BOX
<b>AL: ACCIAIO LUCIDO / POLISHED STEEL</b>					
1254AL155DS	155	mm	22x25	400	10

## ART 1254SS


CERNIERE CHIUDIPIORTA PER PORTE MANO SINISTRA A SPINGERE  
Spring hinges for left hand doors



Cod.	SIZE	UNIT	Ø Cern.	Gr. pcs	PZ/ BOX
<b>AL: ACCIAIO LUCIDO / POLISHED STEEL</b>					
1254AL155SS	155	mm	22x25	400	10

## ART 1265

CATENACCI PORTA LUCCHETTO - ASTA TONDA  
safety bolts - round rod




Cod.	SIZE	UNIT	A	C	N.fori N.holes	Ø V	Gr. pcs	PZ/ BOX
<b>AZ: ACCIAIO ZINCATO / ZINC PLATED STEEL</b>								
1265AZ15	15	mm	170	40	4	4,5	365	10
1265AZ20	20	mm	210	65	6	4,5	445	10
1265AZ25	25	mm	260	90	6	4,5	545	10
1265AZ30	30	mm	310	115	8	4,5	655	10



# ART 1300

TAVELLINO  
light bolt



Cod.	A	B	C	L	N.fori N.holes	Ø V	Gr. pcs	PZ/ BOX
AZ: ACCIAIO ZINCATO / ZINC PLATED STEEL								
1300AZ00	50	18	32	38	2	4	45	40

# ART 201

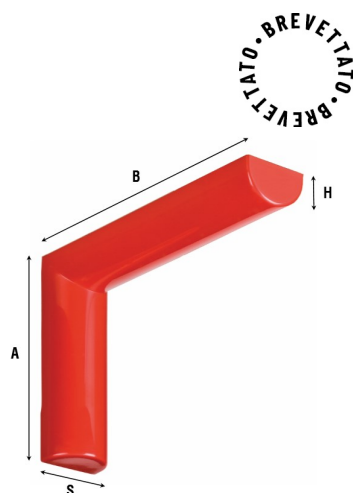
CHIAVE PER TAVELLINO IMPRONTA QUADRA  
key for light bolt - square section



Cod.	PZ/ BOX
CQ: IMPRONTA QUADRA / SQUARE SECTION	
201CQ00	10

# ART 2500


MENSOLE IN ACCIAIO ZINCATO CON RICOP.IN PLASTICA COLORATA ABS  
brackets by zinc-plated steel with coats by coloured abs plastic



Cod.	SIZE	UNIT	A	B	H	S	Gr. pcs	Load kg pcs	PZ/ BOX
<b>PB:</b> PLASTICA BIANCA / WHITE PLASTIC									
2500PB15	15	mm	90	135	17	28	160	35	2
2500PB20	20	mm	124	185	24	38	280	40	2
2500PB25	25	mm	155	235	24	38	365	38	2
<b>PN:</b> PLASTICA NERA / BLACK PLASTIC									
2500PN15	15	mm	90	135	17	28	160	35	2
2500PN20	20	mm	124	185	24	38	280	40	2
2500PN25	25	mm	155	235	24	38	365	38	2

# ART 2505

MENSOLE DIRITTE IN ACC.ZINCATO CON RICOP.IN PLASTICA COLORATA ABS  
straight zinced brackets with coats by coloured abs plastic

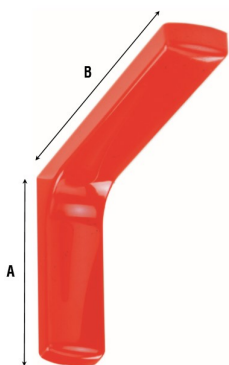


Cod.	SIZE	UNIT	B	Gr. pcs	Load kg pcs	PZ/ BOX
<b>PB:</b> PLASTICA BIANCA / WHITE PLASTIC						
2505PB20	20	mm	185	255	40	2
2505PB25	25	mm	235	310	38	2
<b>PN:</b> PLASTICA NERA / BLACK PLASTIC						
2505PN20	20	mm	185	255	40	2
2505PN25	25	mm	235	310	38	2



## ART 2512

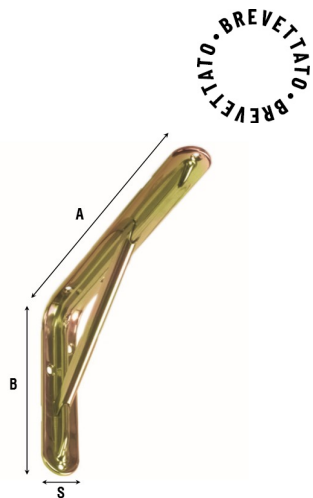
MENSOLE IN ACCIAIO ZINCATO CON RICOP. IN PLASTICA COLORATA  
brackets by zinc-plated steel with coats by coloured plastic



Cod.	SIZE	UNIT	A	B	Gr. pcs	Load kg pcs	PZ/ BOX
<b>PB:</b> PLASTICA BIANCA / WHITE PLASTIC							
2512PB15_P2	15	mm	83	140	115	34	2
2512PB20_P2	20	mm	118	190	170	38	2
2512PB25_P2	25	mm	148	240	225	28	2
<b>PF:</b> PLASTICA FRASSINO / ASH-TREE COLOURED PLASTIC							
2512PF15_P2	15	mm	83	140	115	34	2
2512PF20_P2	20	mm	118	190	170	38	2
2512PF25_P2	25	mm	148	240	225	28	2
<b>PM:</b> PLASTICA MARRONE / BROWN PLASTIC							
2512PM15_P2	15	mm	83	140	115	34	2
2512PM20_P2	20	mm	118	190	170	38	2
2512PM25_P2	25	mm	148	240	225	28	2
<b>PN:</b> PLASTICA NERA / BLACK PLASTIC							
2512PN15_P2	15	mm	83	140	115	34	2
2512PN20_P2	20	mm	118	190	170	38	2
2512PN25_P2	25	mm	148	240	225	28	2
<b>PR:</b> PLASTICA ROSSA / RED PLASTIC							
2512PR15_P2	15	mm	83	140	115	34	2
2512PR20_P2	20	mm	118	190	170	38	2
2512PR25_P2	25	mm	148	240	225	28	2

## ART 2521

MENSOLE IN ACCIAIO STAMPATO CON SAETTA DI RINFORZO  
stayed brackets

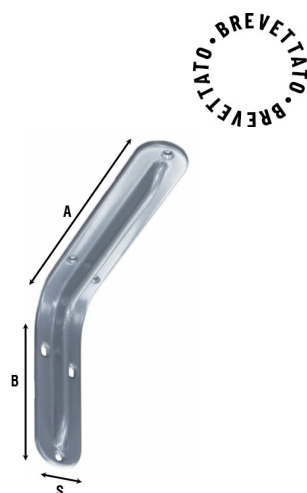


Cod.	SIZE	UNIT	A	B	S	Gr. pcs	Load kg pcs	PZ/ BOX
<b>AT:</b> ACCIAIO TROPICALIZZATO / YELLOW ZINC-PLATED STEEL								
2521AT30_P8	30	mm	295	195	41	399	150	10
2521AT41_P8	35-40	mm	345	230	41	467	165	10
2521AT51_P8	45-50	mm	395	260	41	597	180	10
2521AT55_P8	55	mm	490	320	41	765	170	10
<b>AZ:</b> ACCIAIO ZINCATO / ZINC PLATED STEEL								
2521AZ30_P8	30	mm	295	195	41	399	150	10
2521AZ41_P8	35-40	mm	345	230	41	467	165	10
2521AZ51_P8	45-50	mm	395	260	41	597	180	10
2521AZ55_P8	55	mm	490	320	41	765	170	10



# ART 2522

MENSOLE IN ACCIAIO STAMPATO-VERN.A POLVERI EPOSSIDICHE  
brackets by pressed steel. coating by epoxy powders



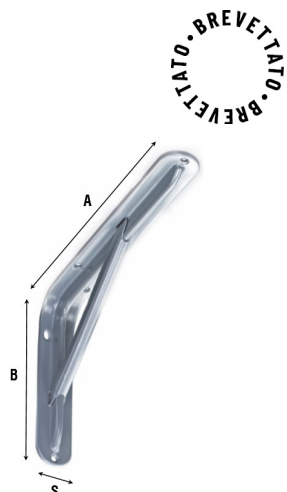
Cod.	SIZE	UNIT	A	B	S	Gr. pcs	Load kg pcs	PZ/ BOX
<b>VB: ACCIAIO VERNICIATO BIANCO / WHITE COATED STEEL</b>								
2522VB12	12	mm	120	83	31	65	34	10
2522VB15	15	mm	145	100	31	80	25	10
2522VB20	20	mm	195	135	36	140	40	10
2522VB25	25	mm	245	165	36	180	35	10
2522VB30	30	mm	295	195	41	310	39	10
2522VB35	35	mm	345	230	41	360	33	10
2522VB40	40	mm	395	260	41	470	40	10
<b>VM: ACCIAIO VERNICIATO MARRONE / BROWN COATED STEEL</b>								
2522VM12	12	mm	120	83	31	65	34	10
2522VM15	15	mm	145	100	31	80	25	10
2522VM20	20	mm	195	135	36	140	40	10
2522VM25	25	mm	245	165	36	180	35	10
2522VM30	30	mm	295	195	41	310	39	10
2522VM35	35	mm	345	230	41	360	33	10
2522VM40	40	mm	395	260	41	470	40	10
<b>VN: ACCIAIO VERNICIATO NERO / BLACK COATED STEEL</b>								
2522VN12	12	mm	120	83	31	65	34	10
2522VN15	15	mm	145	100	31	80	25	10
2522VN20	20	mm	195	135	36	140	40	10
2522VN25	25	mm	245	165	36	180	35	10
2522VN30	30	mm	295	195	41	310	39	10
2522VN35	35	mm	345	230	41	360	33	10
2522VN40	40	mm	395	260	41	470	40	10
<b>VR: ACCIAIO VERNICIATO ROSSO / RED COATED STEEL</b>								
2522VR12	12	mm	120	83	31	65	34	10
2522VR15	15	mm	145	100	31	80	25	10
2522VR20	20	mm	195	135	36	140	40	10
2522VR25	25	mm	245	165	36	180	35	10
2522VR30	30	mm	295	195	41	310	39	10
2522VR35	35	mm	345	230	41	360	33	10
2522VR40	40	mm	395	260	41	470	40	10
<b>VS: ACCIAIO VERNICIATO SILVER / SILVER COATED STEEL</b>								
2522VS12	12	mm	120	83	31	65	34	10
2522VS15	15	mm	145	100	31	80	25	10
2522VS20	20	mm	195	135	36	140	40	10
2522VS25	25	mm	245	165	36	180	35	10
2522VS30	30	mm	295	195	41	310	39	10
2522VS35	35	mm	345	230	41	360	33	10
2522VS40	40	mm	395	260	41	470	40	10





## ART 3522

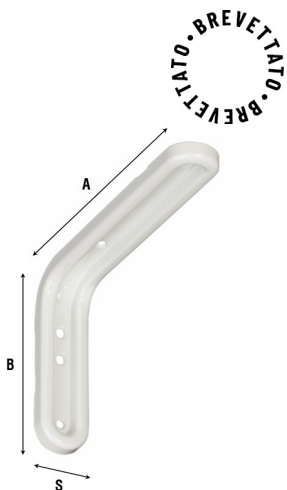
MENSOLE IN ACCIAIO STAMPATO VERN. CON SAETTA DI RINFORZO  
stayed brackets



Cod.	SIZE	UNIT	A	B	S	Gr. pcs	Load kg pcs	PZ/ BOX
<b>VB: ACCIAIO VERNICIATO BIANCO / WHITE COATED STEEL</b>								
3522VB30_P8	30	mm	295	195	41	347	150	10
3522VB35_P8	35	mm	345	230	41	433	165	10
3522VB40_P8	40	mm	395	260	41	590	180	10
3522VB50_P8	50	mm	490	320	41	765	170	10
<b>VM: ACCIAIO VERNICIATO MARRONE / BROWN COATED STEEL</b>								
3522VM30_P8	30	mm	295	195	41	347	150	10
3522VM35_P8	35	mm	345	230	41	433	165	10
3522VM40_P8	40	mm	395	260	41	590	180	10
3522VM50_P8	50	mm	490	320	41	765	170	10
<b>VN: ACCIAIO VERNICIATO NERO / BLACK COATED STEEL</b>								
3522VN30_P8	30	mm	295	195	41	347	150	10
3522VN35_P8	35	mm	345	230	41	433	165	10
3522VN40_P8	40	mm	395	260	41	590	180	10
3522VN50_P8	50	mm	490	320	41	765	170	10
<b>VR: ACCIAIO VERNICIATO ROSSO / RED COATED STEEL</b>								
3522VR30_P8	30	mm	295	195	41	347	150	10
3522VR35_P8	35	mm	345	230	41	433	165	10
3522VR40_P8	40	mm	395	260	41	590	170	10
3522VR50_P8	50	mm	490	320	41	765	170	10
<b>VS: ACCIAIO VERNICIATO SILVER / SILVER COATED STEEL</b>								
3522VS30_P8	30	mm	295	195	41	347	150	10
3522VS35_P8	35	mm	345	230	41	433	165	10
3522VS40_P8	40	mm	395	260	41	590	180	10
3522VS50_P8	50	mm	490	320	41	765	170	10

## ART 2523

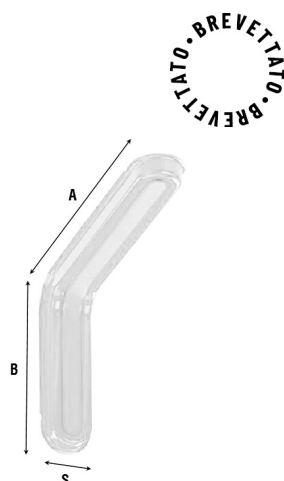
MENSOLE IN ACCIAIO FUTURA-VERN.A POLVERI EPOSSIDICHE  
epoxy powders coated steel brackets



Cod.	SIZE	UNIT	A	B	S	Gr. pcs	Load kg pcs	PZ/ BOX
<b>VB: ACCIAIO VERNICIATO BIANCO / WHITE COATED STEEL</b>								
2523VB20_P8	20	mm	194	130	36	158	48	10
2523VB25_P8	25	mm	245	162	36	215	36	10
2523VB30_P8	30	mm	295	196	41	356	45	10
2523VB35_P8	35	mm	345	228	41	407	33	10
<b>VM: ACCIAIO VERNICIATO MARRONE / BROWN COATED STEEL</b>								
2523VM20_P8	20	mm	194	130	36	158	48	10
2523VM25_P8	25	mm	245	162	36	215	36	10
2523VM30_P8	30	mm	295	196	41	356	45	10
2523VM35_P8	35	mm	345	228	41	407	33	10
<b>VN: ACCIAIO VERNICIATO NERO / BLACK COATED STEEL</b>								
2523VN20_P8	20	mm	194	130	36	158	48	10
2523VN25_P8	25	mm	245	162	36	215	36	10
2523VN30_P8	30	mm	295	196	41	356	45	10
2523VN35_P8	35	mm	345	228	41	407	33	10
<b>VR: ACCIAIO VERNICIATO ROSSO / RED COATED STEEL</b>								
2523VR20_P8	20	mm	194	130	36	158	48	10
2523VR25_P8	25	mm	245	162	36	215	36	10
2523VR30_P8	30	mm	295	196	41	356	45	10
2523VR35_P8	35	mm	345	228	41	407	33	10
<b>VS: ACCIAIO VERNICIATO SILVER / SILVER COATED STEEL</b>								
2523VS20_P8	20	mm	194	130	36	158	48	10
2523VS25_P8	25	mm	245	162	36	215	36	10
2523VS30_P8	30	mm	295	196	41	356	45	10
2523VS35_P8	35	mm	345	228	41	407	33	10

# ART 2524

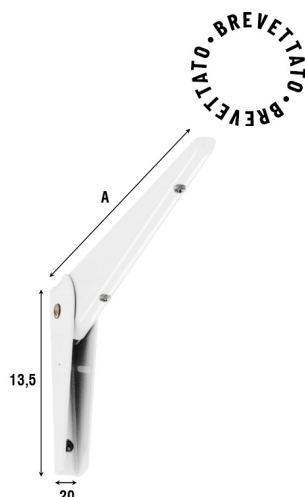
MENSOLE IN ACCIAIO VERNICIATO CON VITI INVISIBILI  
epoxy powders coated steel brackets with invisible screws



Cod.	SIZE	UNIT	A	B	S	Gr. pcs	Load kg pcs	PZ/ BOX
<b>VBPB:</b> VERN.BIANCO+LINGUETTA PLAST.BIANCA / WHITE COATED STEEL + WHITE STRIP								
2524VB15PB_P8	15	mm	145	98	38	90	50	10
2524VB20PB_P8	20	mm	195	132	38	146	50	10
2524VB25PB_P8	25	mm	245	164	38	185	45	10
2524VB30PB_P8	30	mm	295	195	42	304	44	10
<b>VNPN:</b> VERN.NERO+LINGUETTA PLASTICA NERA / BLACK COAT.STEEL + BLACK STRIP								
2524VN15PN_P8	15	mm	145	98	38	90	50	10
2524VN20PN_P8	20	mm	195	132	38	146	50	10
2524VN25PN_P8	25	mm	245	164	38	185	45	10
2524VN30PN_P8	30	mm	295	195	42	304	44	10

# ART 2530

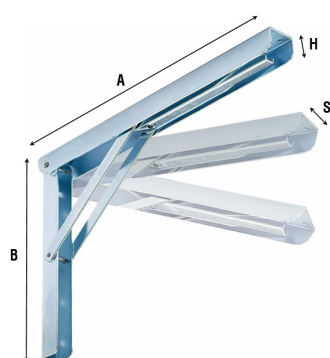
MENSOLE RIBALTAB.IN ACCIAIO STAMP.-VERN.A POLVERI EPOSSIDICHE  
folding brackets by pressed steel. coating by epoxy powders



Cod.	SIZE	UNIT	A	Gr. pcs	Load kg pcs	PZ/ BOX
<b>AT:</b> ACCIAIO TROPICALIZZATO / YELLOW ZINC-PLATED STEEL						
2530AT30_P8	30	mm	287	410	32	4
2530AT40_P8	40	mm	387	470	24	4
<b>VB:</b> ACCIAIO VERNICIATO BIANCO / WHITE COATED STEEL						
2530VB30_P8	30	mm	287	410	32	4
2530VB40_P8	40	mm	387	470	24	4
<b>VM:</b> ACCIAIO VERNICIATO MARRONE / BROWN COATED STEEL						
2530VM30_P8	30	mm	287	410	32	4
2530VM40_P8	40	mm	387	470	24	4
<b>VN:</b> ACCIAIO VERNICIATO NERO / BLACK COATED STEEL						
2530VN30_P8	30	mm	287	410	32	4
2530VN40_P8	40	mm	387	470	24	4
<b>VS:</b> ACCIAIO VERNICIATO SILVER / SILVER COATED STEEL						
2530VS30_P8	30	mm	287	410	32	4
2530VS40_P8	40	mm	387	470	24	4

# ART 2534

MENSOLE RIBALTABILI A 3 POSIZIONI - 90° 80° 70°  
3 steps folding brackets - 90° 80° 70°

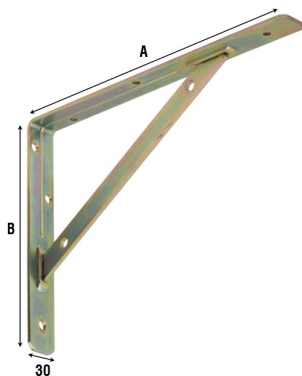


Cod.	SIZE	UNIT	A	B	H	S	Gr. pcs	Load kg pcs	PZ/ BOX
<b>AZ:</b> ACCIAIO ZINCATO / ZINC PLATED STEEL									
2534AZ30	30	mm	300	200	22	30	600	200	4
2534AZ40	40	mm	400	272	27	36	1200	200	4
<b>VB:</b> ACCIAIO VERNICIATO BIANCO / WHITE COATED STEEL									
2534VB30	30	mm	300	200	22	30	600	200	4
2534VB40	40	mm	400	272	27	36	1200	200	4



# ART 2576

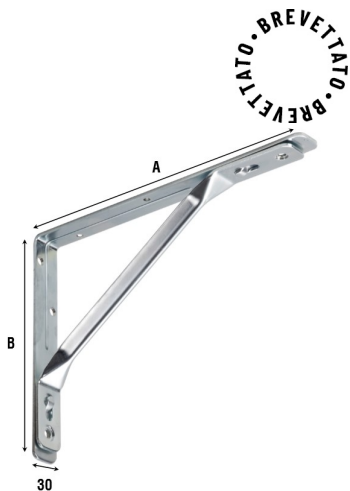
MENSOLE DI GRANDE PORTATA IN ACCIAIO STAMPATO  
heavy duty stayed brackets by pressed steel



Cod.	SIZE	UNIT	A	B	Gr. pcs	Load kg pcs	PZ/ BOX
AT: ACCIAIO TROPICALIZZATO / YELLOW ZINC-PLATED STEEL							
2576AT30	30	mm	295	215	780	300	10
2576AT40	40	mm	395	279	1050	250	10
2576AT50	50	mm	495	343	1300	200	10
AZ: ACCIAIO ZINCATO / ZINC PLATED STEEL							
2576AZ30	30	mm	295	215	780	300	10
2576AZ40	40	mm	395	279	1050	250	10
2576AZ50	50	mm	495	343	1300	200	10
VB: ACCIAIO VERNICIATO BIANCO / WHITE COATED STEEL							
2576VB30	30	mm	295	215	780	300	10
2576VB40	40	mm	395	279	1050	250	10
2576VB50	50	mm	495	343	1300	200	10
VN: ACCIAIO VERNICIATO NERO / BLACK COATED STEEL							
2576VN30	30	mm	295	215	780	300	10
2576VN40	40	mm	395	279	1050	250	10
2576VN50	50	mm	495	343	1300	200	10

# ART 2576\_S


MENSOLE DI GRANDE PORTATA IN ACCIAIO STAMPATO  
heavy duty stayed brackets by pressed steel



Cod.	SIZE	UNIT	A	B	Gr. pcs	Load kg pcs	PZ/ BOX
AZ: ACCIAIO ZINCATO / ZINC PLATED STEEL							
2576AZ30_S	30	mm	295	215	576	400	10
2576AZ40_S	40	mm	395	279	1000	350	10
2576AZ50_S	50	mm	495	343	1262	350	10
VB: ACCIAIO VERNICIATO BIANCO / WHITE COATED STEEL							
2576VB30_S	30	mm	295	215	576	400	10
2576VB40_S	40	mm	395	279	1000	350	10
2576VB50_S	50	mm	495	343	1262	350	10


# ART RIPOSB

RIPIANI IN OSB BORDATI  
storage osb shelves



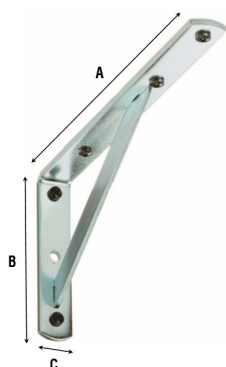
Cod.	A	B	C	Gr. pcs	PZ/ BOX
OSB: ORIENTED STRAND BOARD / ORIENTED STRAND BOARD					
RIPOSB3050_02	300	500	20	1970	2
RIPOSB30100_02	300	1000	20	4160	2
RIPOSB40100_02	400	1000	20	5230	2
RIPOSB50100_02	500	1000	20	6400	2

## ART 2577

MENSOLE PESANTI  
heavy brackets

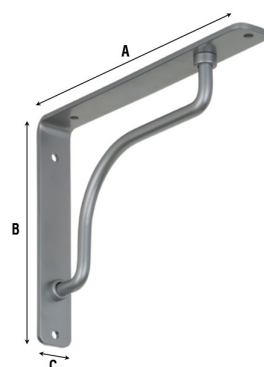
Cod.	SIZE	UNIT	A	B	C	Sp Th	Ø f	Gr. pcs	PZ/ BOX
<b>AZ: ACCIAIO ZINCATO / ZINC PLATED STEEL</b>									
2577AZ06	06	mm	60	70	20	4	6	66	40
2577AZ08	08	mm	80	70	20	4	6	78	40
2577AZ10	10	mm	99	70	20	4	6	90	40
2577AZ12	12	mm	115	70	20	4	6	102	40
2577AZ15	15	mm	145	70	20	4	6	120	40
2577AZ20	20	mm	195	70	20	4	6	165	40
<b>VB: ACCIAIO VERNICIATO BIANCO / WHITE COATED STEEL</b>									
2577VB06	06	mm	60	70	20	4	6	66	40
2577VB08	08	mm	80	70	20	4	6	78	40
2577VB10	10	mm	99	70	20	4	6	90	40
2577VB12	12	mm	115	70	20	4	6	102	40
2577VB15	15	mm	145	70	20	4	6	120	40
2577VB20	20	mm	195	70	20	4	6	165	40

## ART 2579

MENSOLE PESANTI CON SAETTA  
heavy stayed brackets

Cod.	SIZE	UNIT	A	B	C	Sp Th	Ø f	Gr. pcs	PZ/ BOX
<b>AZ: ACCIAIO ZINCATO / ZINC PLATED STEEL</b>									
2579AZ15	15	mm	145	100	20	4	6	180	20
2579AZ20	20	mm	195	100	20	4	6	210	20
2579AZ25	25	mm	245	100	20	4	6	240	20
<b>VB: ACCIAIO VERNICIATO BIANCO / WHITE COATED STEEL</b>									
2579VB15	15	mm	145	100	20	4	6	180	10
2579VB20	20	mm	195	100	20	4	6	210	10
2579VB25	25	mm	245	100	20	4	6	240	10

## ART 2590

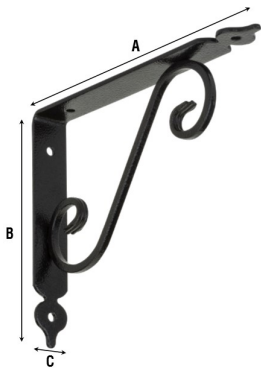
MENSOLE CON SAETTA  
brackets with stay

Cod.	SIZE	UNIT	A	B	C	Gr. pcs	Load kg pcs	PZ/ BOX
<b>CS: ACCIAIO CROMO SATINATO / SATIN CHROME PLATED STEEL</b>								
2590CS14	14	mm	140	110	25	220	40	10
2590CS23	23	mm	230	180	30	600	40	10
<b>VN: ACCIAIO VERNICIATO NERO / BLACK COATED STEEL</b>								
2590VN14	14	mm	140	110	25	220	40	10
2590VN23	23	mm	230	180	30	600	40	10



# ART 2595


MENSOLE ANTICATE  
Old Style brackets



Cod.	SIZE	UNIT	A	B	C	Gr. pcs	Load kg pcs	PZ/ BOX
<b>MA:</b> VERNICIATO ARGENTO MARTELLATO / HAMMERED SILVER COATED								
2595MA14	14	mm	135	110	25	160	20	10
2595MA23	23	mm	225	174	30	390	25	10
2595MA33	33	mm	328	275	30	720	25	10
<b>MN:</b> VERNICIATO NERO MARTELLATO / HAMMERED BLACK COATED								
2595MN14	14	mm	135	110	25	160	20	10
2595MN23	23	mm	225	174	30	390	25	10
2595MN33	33	mm	328	275	30	720	25	10
<b>MO:</b> VERNICIATO ORO MARTELLATO / HAMMERED GOLDEN COATED								
2595MO14	14	mm	135	110	25	160	20	10
2595MO23	23	mm	225	174	30	390	25	10
2595MO33	33	mm	328	275	30	720	25	10
<b>MR:</b> VERNICIATO RAMATO MARTELLATO / HAMMERED COPPER COATED								
2595MR14	14	mm	135	110	25	160	20	10
2595MR23	23	mm	225	174	30	390	25	10
2595MR33	33	mm	328	275	30	720	25	10
<b>NO:</b> VERNICIATO NERO OPACO / MATT BLACK COATED								
2595NO14	14	mm	135	110	25	160	20	10
2595NO23	23	mm	225	174	30	390	25	10
2595NO33	33	mm	328	275	30	720	25	10

# ART 2616

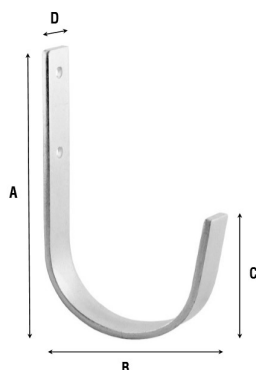
GANCI UNIVERSALI  
universal hooks



Cod.	A	B	C	D	Gr. pcs	PZ/ BOX
<b>AZ:</b> ACCIAIO ZINCATO / ZINC PLATED STEEL						
2616AZ00	110	55	60	20	160	1

# ART 2618

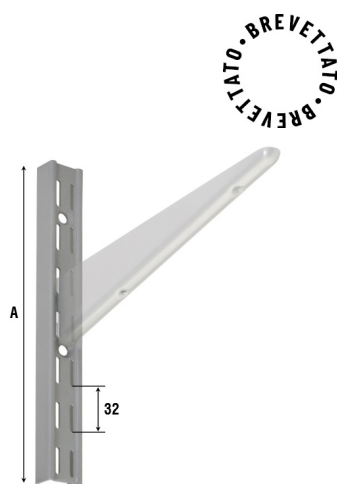
GANCI UNIVERSALI  
universal hooks



Cod.	A	B	C	D	Gr. pcs	PZ/ BOX
<b>AZ: ACCIAIO ZINCATO / ZINC PLATED STEEL</b>						
2618AZ00	170	90	100	25	300	1

# ART 2750

PROFILI IN ACCIAIO STAMPATO- ZINC. O VERN. POLVERI EPOSSIDICHE  
double slotted channels. zinc or coating by epoxy powders




Cod.	SIZE	unit 2	size 2	UNIT	A	Gr. pcs	PZ/ BOX
<b>AZ: ACCIAIO ZINCATO / ZINC PLATED STEEL</b>							
2750AZ042_10	42	inches	16,5	mm	420	325	10
2750AZ070_10	70	inches	28	mm	700	549	10
2750AZ100_10	100	inches	39	mm	1000	773	10
2750AZ122_10	122	inches	48	mm	1220	943	10
2750AZ160_10	160	inches	63	mm	1600	1237	10
2750AZ198_10	198	inches	78	mm	1980	1530	10
<b>VB: ACCIAIO VERNICIATO BIANCO / WHITE COATED STEEL</b>							
2750VB042_10	42	inches	16,5	mm	420	325	10
2750VB070_10	70	inches	28	mm	700	549	10
2750VB100_10	100	inches	39	mm	1000	773	10
2750VB122_10	122	inches	48	mm	1220	943	10
2750VB160_10	160	inches	63	mm	1600	1237	10
2750VB198_10	198	inches	78	mm	1980	1530	10
<b>VS: ACCIAIO VERNICIATO SILVER / SILVER COATED STEEL</b>							
2750VS042_10	42	inches	16,5	mm	420	325	10
2750VS070_10	70	inches	28	mm	700	549	10
2750VS100_10	100	inches	39	mm	1000	773	10
2750VS122_10	122	inches	48	mm	1220	943	10
2750VS160_10	160	inches	63	mm	1600	1237	10
2750VS198_10	198	inches	78	mm	1980	1530	10



# ART 2770


MENSOLE PER PROFILI IN ACC.STAMP-ZINC. O VERN. POLVERI EPOSS.  
brackets for double slotted channels. zinc or coating by epoxy powders



Cod.	SIZE	unit 2	size 2	UNIT	A	Gr. pcs	Load kg pairs	Load kg pcs	PZ/ BOX
<b>AZ: ACCIAIO ZINCATO / ZINC PLATED STEEL</b>									
2770AZ20_P8	20	inches	7	mm	172	133		100	10
2770AZ25_P8	25	inches	9	mm	222	160		90	10
2770AZ30_P8	30	inches	10,5	mm	272	197		75	10
2770AZ35_P8	35	inches	12,5	mm	322	243		60	10
2770AZ4A_P8	40	inches	14,5	mm	370	285		40	10
2770AZ40_P8	40	inches	14,5	mm	374	418		90	10
2770AZ50_P8	50	inches	18,5	mm	470	524		85	10
2770AZ60_P8	60	inches	24	mm	610	941		60	10
<b>VB: ACCIAIO VERNICIATO BIANCO / WHITE COATED STEEL</b>									
2770VB14_P8	14	CM	5	mm	122	95		120	10
2770VB20_P8	20	inches	7	mm	172	133		100	10
2770VB25_P8	25	inches	9	mm	222	160		90	10
2770VB30_P8	30	inches	10,5	mm	272	197		75	10
2770VB35_P8	35	inches	12,5	mm	322	243		60	10
2770VB4A_P8	40	inches	14,5	mm	370	285		40	10
2770VB40_P8	40	inches	14,5	mm	374	418	90		10
2770VB50_P8	50	inches	18,5	mm	470	524		85	10
2770VB60_P8	60	inches	24	mm	610	941		60	10
<b>VS: ACCIAIO VERNICIATO SILVER / SILVER COATED STEEL</b>									
2770VS14_P8	14	CM	5	mm	122	95		120	10
2770VS20_P8	20	inches	7	mm	172	133		100	10
2770VS25_P8	25	inches	9	mm	222	160		90	10
2770VS30_P8	30	inches	10,5	mm	272	197		75	10
2770VS35_P8	35	inches	12,5	mm	322	243		60	10
2770VS4A_P8	40	inches	14,5	mm	370	285		40	10
2770VS40_P8	40	CM	14,5	mm	374	418		90	10
2770VS50_P8	50	inches	18,5	mm	470	524		85	10
2770VS60_P8	60	inches	24	mm	610	941		60	10

# ART 2771

SACCHETTO ACCESSORI PER ART 2750 CON GIUNZIONI E DIST.  
fittings: joiners - spacers



Cod.	SIZE	UNIT	PZ/ BOX
<b>PN: PLASTICA NERA / BLACK PLASTIC</b>			
2771PN070_05	70	CM	1
2771PN122_05	122	CM	1
2771PN198_05	198	CM	1



# ART 2774

SACCHETTO ACCESSORI PER ART 2750 CON TAPPI  
fittings: caps



SACCHETTO/BAG

2774PN00\_10  
1 BOX = 10 BAGS

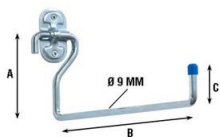


x 2

Cod.	PZ/ BOX
<b>PN: PLASTICA NERA / BLACK PLASTIC</b>	
2774PN00_10	1

# ART 4010

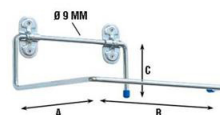
GANCIO PER BOBINE DI CARTA O MULTIUSO  
multipurpose hook



Cod.	SIZE	UNIT	A	B	C	Gr. pcs	Load kg pcs	PZ/ BOX
<b>AZ: ACCIAIO ZINCATO / ZINC PLATED STEEL</b>								
4010AZ280	280	mm	120	290	50	322	40	10

# ART 4020

GANCIO FRONTALE PER BOBINE DI CARTA  
hook for paper rolls



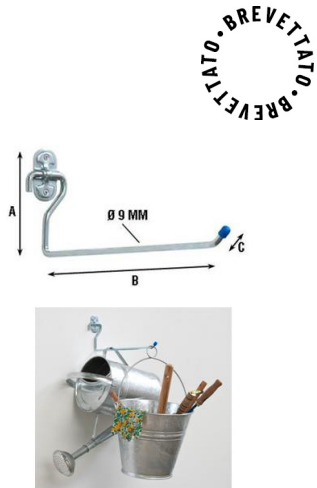
Cod.	SIZE	UNIT	A	B	C	Gr. pcs	Load kg pcs	PZ/ BOX
<b>AZ: ACCIAIO ZINCATO / ZINC PLATED STEEL</b>								
4020AZ280	280	mm	200	290	100	579	50	10





# ART 4030

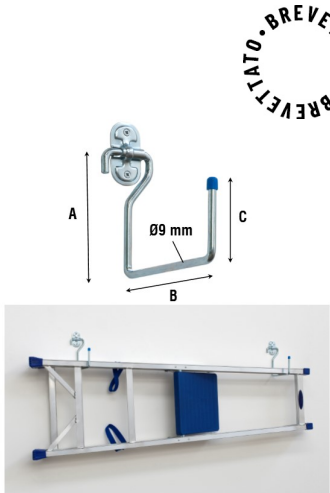
GANCIO A "L" DIRITTO A PARETE  
l hook



Cod.	SIZE	UNIT	A	B	C	Gr. pcs	Load kg pcs	PZ/ BOX
AZ: ACCIAIO ZINCATO / ZINC PLATED STEEL								
4030AZ150	150	mm	120	150	25	237	85	10
4030AZ250	250	mm	120	250	25	287	45	10
4030AZ350	300	mm	120	350	25	337	35	10

# ART 4040

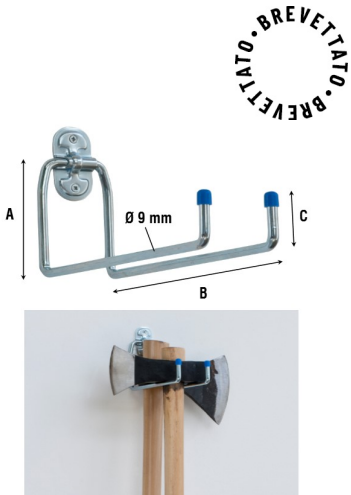
GANCIO MULTIUSO DA PARETE  
multipurpose hook



Cod.	SIZE	UNIT	A	B	C	Gr. pcs	Load kg pcs	PZ/ BOX
AZ: ACCIAIO ZINCATO / ZINC PLATED STEEL								
4040AZ150	150	mm	150	150	90	287	85	10
4040AZ250	250	mm	250	250	120	397	45	10

# ART 4050

GANCIO A "U" DOPPIO DA PARETE  
double u hook

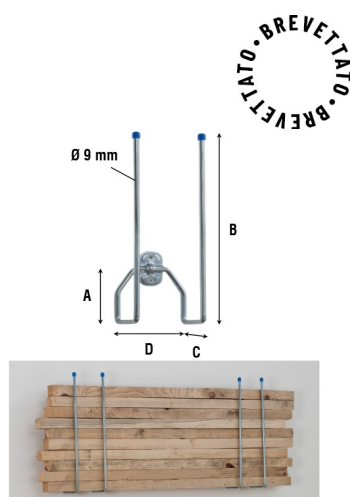


Cod.	SIZE	UNIT	A	B	C	Gr. pcs	Load kg pcs	PZ/ BOX
AZ: ACCIAIO ZINCATO / ZINC PLATED STEEL								
4050AZ180	180	mm	120	180	50	390	105	10
4050AZ250	250	mm	120	250	50	460	60	10



## ART 4060

GANCIO A "U" DOPPIO DA PARETE  
double u hook

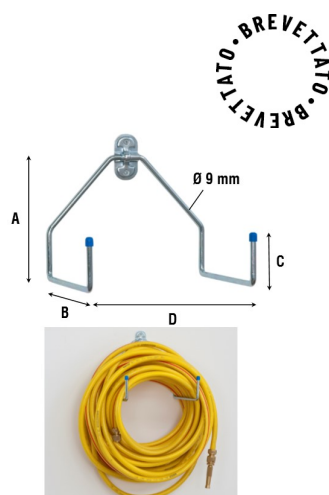


BREVETATO

Cod.	SIZE	UNIT	A	B	C	D	Gr. pcs	Load kg pcs	PZ/ BOX
<b>AZ: ACCIAIO ZINCATO / ZINC PLATED STEEL</b>									
4060AZ400	400	mm	120	390	80	100	635	105	10

## ART 4070

DOPPIO GANCIO A "L" DA PARETE  
double l hook

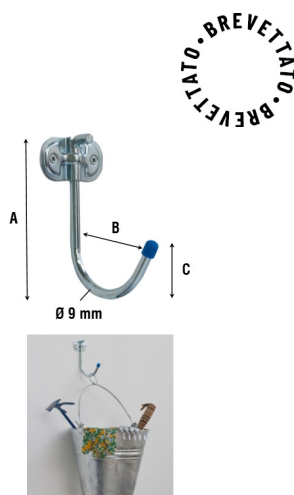


BREVETATO

Cod.	SIZE	UNIT	A	B	C	D	Gr. pcs	Load kg pcs	PZ/ BOX
<b>AZ: ACCIAIO ZINCATO / ZINC PLATED STEEL</b>									
4070AZ200	200	mm	200	200	80	250	398	65	10

## ART 4080

GANCIO RIPIEGABILE MULTIUSO DA PARETE  
multipurpose bending hook

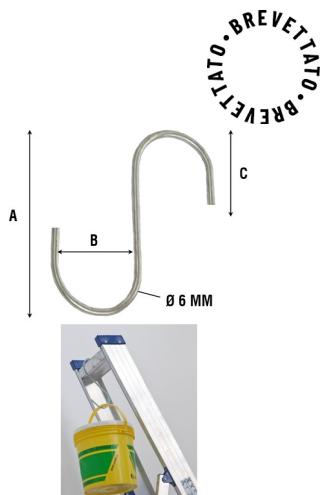


BREVETATO

Cod.	SIZE	UNIT	A	B	C	Gr. pcs	Load kg pcs	PZ/ BOX
AZ: ACCIAIO ZINCATO / ZINC PLATED STEEL								
4080AZ080	80	mm	150	80	50	177	105	10

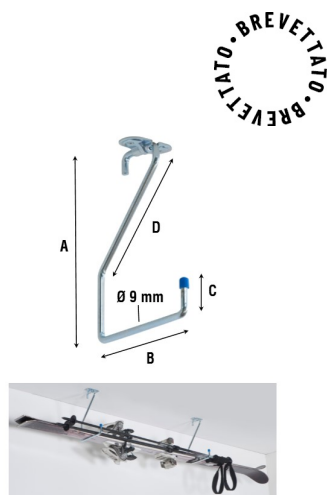


## ART 4090

GANCIO A "S" MULTIUSO  
s hook

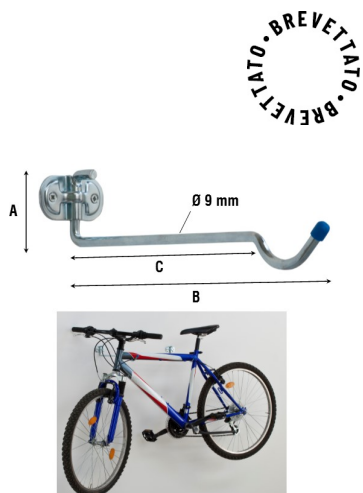
Cod.	SIZE	UNIT	A	B	C	Gr. pcs	PZ/ BOX
AZ: ACCIAIO ZINCATO / ZINC PLATED STEEL							
4090AZ170	170	mm	170	60	70	85	20

## ART 4100

GANCIO A "L" DA SOFFITTO MULTIUSO  
l hook

Cod.	A	B	C	D	Gr. pcs	Load kg pcs	PZ/ BOX
AZ: ACCIAIO ZINCATO / ZINC PLATED STEEL							
4100AZ00	250	150	50	162	322	50	10

## ART 4110

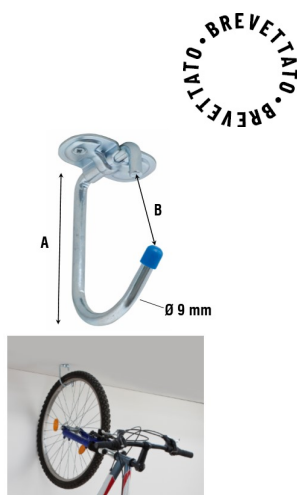
GANCIO PORTA BICICLETTE DA PARETE RIPIEGABILE  
hook fo bicycles

Cod.	SIZE	UNIT	A	B	C	Gr. pcs	Load kg pcs	PZ/ BOX
AZ: ACCIAIO ZINCATO / ZINC PLATED STEEL								
4110AZ320	320	mm	92	320	225	246	20	10



# ART 4120

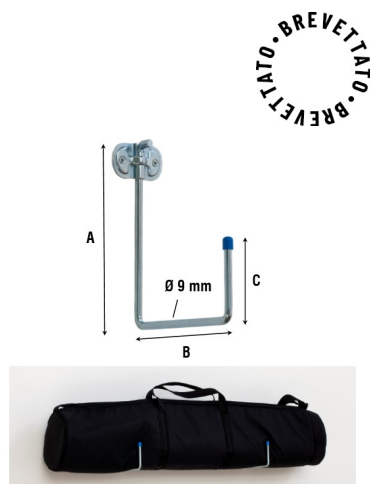
GANCIO RIPIEGABILE MULTIUSO DA PARETE  
multipurpose bending hook



Cod.	A	B	Gr. pcs	Load kg pcs	PZ/ BOX
<b>AZ: ACCIAIO ZINCATO / ZINC PLATED STEEL</b>					
4120AZ00	130	62	187	160	10

# ART 4200

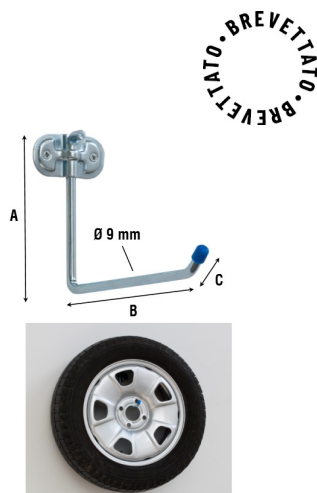
GANCIO MULTIUSO DA PARETE RIPIEGABILE  
multipurpose bending hook



Cod.	SIZE	UNIT	A	B	C	Gr. pcs	Load kg pcs	PZ/ BOX
<b>AZ: ACCIAIO ZINCATO / ZINC PLATED STEEL</b>								
4200AZ150	150	mm	210	150	90	282	60	10

# ART 4210

GANCIO MULTIUSO DA PARETE RIPIEGABILE  
multipurpose bending hook



Cod.	SIZE	UNIT	A	B	C	Gr. pcs	Load kg pcs	PZ/ BOX
<b>AZ: ACCIAIO ZINCATO / ZINC PLATED STEEL</b>								
4210AZ200	200	mm	150	200	25	248	50	10




# ART 4300

PIASTRINA STAMPATA DI RICAMBIO PER GANCI SERIE 4000  
spare pressed plate for hooks art. 4000




Cod.	A	B	Ø f	Gr. pcs	PZ/ BOX
AZ: ACCIAIO ZINCATO / ZINC PLATED STEEL					
4300AZ00	74	40	5,5	46	1



# ART 160


PIASTRINA QUADRA - 4 FORI  
square connector - 4 holes



Cod.	SIZE	UNIT	AxB	Sp Th	Gr. pcs	PZ/ BOX
<b>AT: ACCIAIO TROPICALIZZATO / YELLOW ZINC-PLATED STEEL</b>						
160AT44	40 X 40	mm	40x40	1	10	200
160AT55	50 X 50	mm	50X50	1	12	200
<b>AZ: ACCIAIO ZINCATO / ZINC PLATED STEEL</b>						
160AZ44	40 X 40	mm	40X40	1	12	200
160AZ55	50 X 50	mm	50 X 50	1	12	200

# ART 161

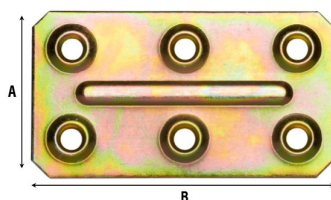
PIASTRINA AD ANGOLO - 4 FORI  
angled connector - 4 holes



Cod.	SIZE	UNIT	AxB	C	Sp Th	Gr. pcs	PZ/ BOX
<b>AT: ACCIAIO TROPICALIZZATO / YELLOW ZINC-PLATED STEEL</b>							
161AT22	20 X 20	mm	20x20	40	1	10	200
161AT25	25 X 25	mm	25x25	50	1	12	200
<b>AZ: ACCIAIO ZINCATO / ZINC PLATED STEEL</b>							
161AZ22	20 X 20	mm	20x20	40	1	10	200
161AZ25	25 X 25	mm	25x25	50	1	12	200

# ART 162

PIASTRINA RETTANGOLARE - 6 FORI  
rectangular connector - 6 holes

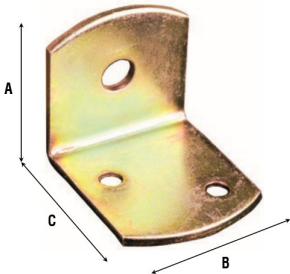


Cod.	SIZE	UNIT	AxB	Sp Th	Gr. pcs	PZ/ BOX
<b>AT: ACCIAIO TROPICALIZZATO / YELLOW ZINC-PLATED STEEL</b>						
162AT7050	50 X 70	mm	50x70	1	15	100
162AT75	39 X 70	mm	39x70	1	25	100
<b>AZ: ACCIAIO ZINCATO / ZINC PLATED STEEL</b>						
162AZ7050	50 X 70	mm	50x70	1	15	100
162AZ75	39 X 70	mm	39x70	1	25	100



# ART 731

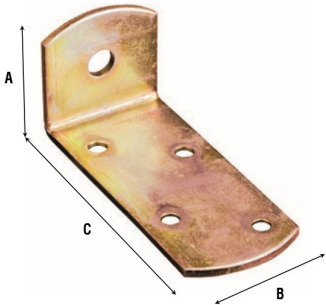
GIUNZIONE PER PANNELLI  
fence fittings



Cod.	SIZE	UNIT	A	B	C	Sp Th	Gr. pcs	PZ/ BOX
<b>AT: ACCIAIO TROPICALIZZATO / YELLOW ZINC-PLATED STEEL</b>								
731AT3037_P8	30 X 37	mm	30	30	70	2	30	50

# ART 732

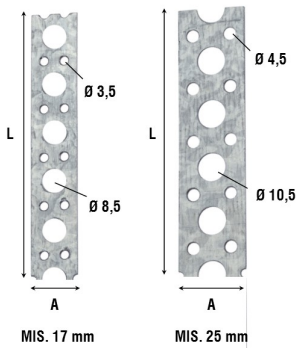
GIUNZIONE PER PANNELLI  
fence fittings



Cod.	SIZE	UNIT	A	B	C	Sp Th	Gr. pcs	PZ/ BOX
<b>AT: ACCIAIO TROPICALIZZATO / YELLOW ZINC-PLATED STEEL</b>								
732AT3070_P8	30 X 70	mm	30	30	70	2	45	50

# ART 733

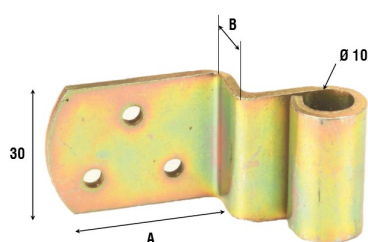
BANDELLA FORATA IN ACCIAIO ZINCATO SENDZIMIR  
pierced band - zinc plated steel



Cod.	SIZE	UNIT	A	L	Sp Th	Gr. pcs	PZ/ BOX
<b>ZS: ACCIAIO PREZINCATO SENDZIMIR / SENDZIMIR ZINC PLATED STEEL</b>							
733ZS017	17	mm	17	10 METRI	0,8	680	1
733ZS025	25	mm	25	10 METRI	0,8	1020	1

# ART 734

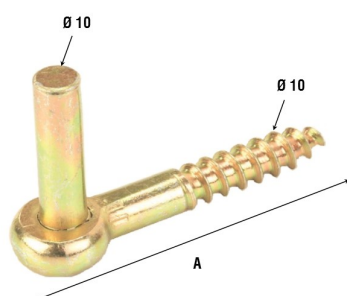
CERNIERA PER RECINZIONI MOBILI  
fence fittings



Cod.	A	B	Sp Th	N.fori N.holes	Ø V	Gr. pcs	PZ/ BOX
AT: ACCIAIO TROPICALIZZATO / YELLOW ZINC-PLATED STEEL							
734AT00	37	14	3	3	4,2	65	50

# ART 735

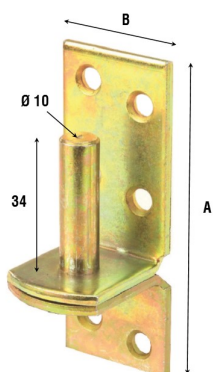
CARDINE PER CERNIERE 734  
hook for art. 734



Cod.	A	Gr. pcs	PZ/ BOX
AT: ACCIAIO TROPICALIZZATO / YELLOW ZINC-PLATED STEEL			
735AT00	65	70	30

# ART 736

CARDINE A VITE PER CERNIERE 734  
pulley block for art. 734




Cod.	A	B	Sp Th	N.fori N.holes	Ø V	Gr. pcs	PZ/ BOX
AT: ACCIAIO TROPICALIZZATO / YELLOW ZINC-PLATED STEEL							
736AT00	84	34	3	6	5,6	115	50






# ART 738



GIUNZIONE PER PANNELLI CON VITE AUTOFILETTANTE  
fence fittings

Cod.	A	Sp Th	N.fori N.holes	Ø V	Gr. pcs	PZ/ BOX
AT: ACCIAIO TROPICALIZZATO / YELLOW ZINC-PLATED STEEL						
738AT00	37	2	2	4,3	42	50

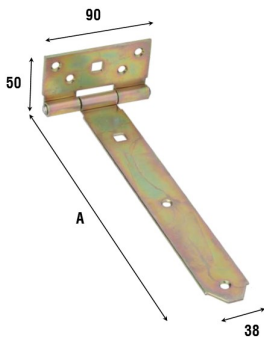
# ART 739



GIUNZIONE LUNGA PER PANNELLI CON VITE AUTOFILETTANTE  
l-shape fence fittings

Cod.	A	Sp Th	N.fori N.holes	Ø V	Gr. pcs	PZ/ BOX
AT: ACCIAIO TROPICALIZZATO / YELLOW ZINC-PLATED STEEL						
739AT00	70	2	4	4,3	51	50

# ART 740



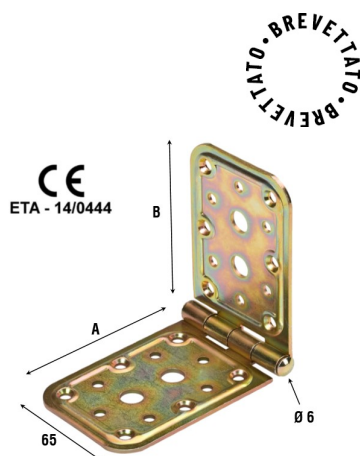
CERNIERE A BANDELLA  
strap hinges

Cod.	SIZE	UNIT	A	Sp Th	Gr. pcs	PZ/ BOX
AT: ACCIAIO TROPICALIZZATO / YELLOW ZINC-PLATED STEEL						
740AT200_10	200	mm	200	2,5	242	10
740AT250_10	250	mm	250	2,5	270	10
740AT300_10	300	mm	300	2,5	287	10
740AT400_10	400	mm	400	2,5	398	10



# ART 741

CERNIERE PER SERIE 700  
hinges for wood connectors 700

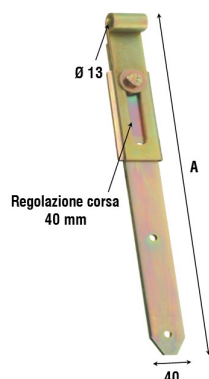


BREVETATO  
BREVETATO

Cod.	SIZE	UNIT	AxB	Sp Th	Ø f	Gr. pcs	PZ/ BOX
AT: ACCIAIO TROPICALIZZATO / YELLOW ZINC-PLATED STEEL							
741AT200_P8	200	mm	98X98	2,2	5,5	245	10
741AT300_P8	300	mm	148X148	2,2	5,5	360	10

# ART 742


CERNIERE A BANDELLA REGOLABILI  
adjustable shutter hinges



Cod.	SIZE	UNIT	A	Sp Th	Gr. pcs	PZ/ BOX
AT: ACCIAIO TROPICALIZZATO / YELLOW ZINC-PLATED STEEL						
742AT500	500	mm	500	5	1023	1

# ART 744

CARDINE PER CERNIERE 742-743 REGISTRABILE  
adjustable pulley-blocks

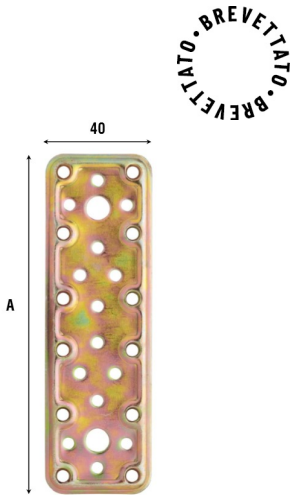


Cod.	Sp Th	Gr. pcs	PZ/ BOX
AT: ACCIAIO TROPICALIZZATO / YELLOW ZINC-PLATED STEEL			
744AT00	5	356	1



# ART 745

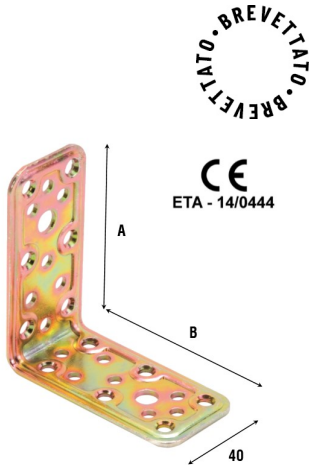
GIUNZIONE DIRITTA LARGHEZZA 40 MM  
wood connector size 40 mm



Cod.	SIZE	UNIT	A	Sp Th	Ø f	Gr. pcs	PZ/ BOX
AT: ACCIAIO TROPICALIZZATO / YELLOW ZINC-PLATED STEEL							
745AT06_P8	06	mm	60	2,2	5,5	42	50
745AT08_P8	08	mm	80	2,2	5,5	55	50
745AT12_P8	12	mm	120	2,2	5,5	80	50
745AT16_P8	16	mm	160	2,2	5,5	105	25
745AT20_P8	20	mm	200	2,2	5,5	138	25

# ART 746

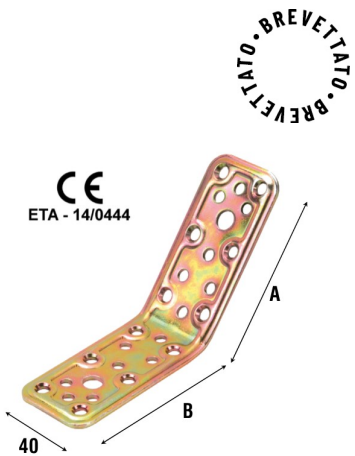
GIUNZIONI PESANTI AD ANGOLO STAMPATE LARGHEZZA 40 MM  
angled pressed wood connectors size 40 mm



Cod.	SIZE	UNIT	AxB	Sp Th	Ø f	Gr. pcs	PZ/ BOX
AT: ACCIAIO TROPICALIZZATO / YELLOW ZINC-PLATED STEEL							
746AT33_P8	33	mm	30X30	2,2	5,5	42	50
746AT44_P8	44	mm	40X40	2,2	5,5	55	50
746AT66_P8	66	mm	60X60	802	5,5	80	50
746AT88_P8	88	mm	80X80	2,2	5,5	105	25
746AT10_P8	10	mm	100X100	2,2	5,5	138	25

# ART 747

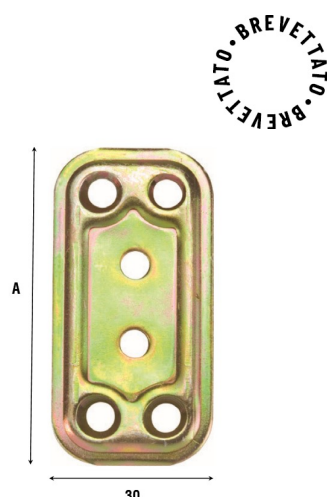
GIUNZIONI PESANTI ANGOLO 135° LARGHEZZA 40 MM  
135[ angled connectors size 40 mm



Cod.	SIZE	UNIT	A	B	Sp Th	Ø f	Gr. pcs	PZ/ BOX
AT: ACCIAIO TROPICALIZZATO / YELLOW ZINC-PLATED STEEL								
747AT160_P8	160	mm	80	80	2,2	5,5	105	25

# ART 748

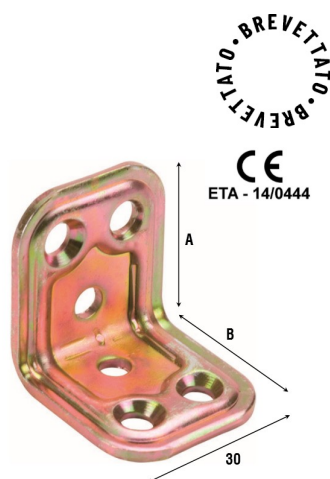
GIUNZIONE DIRITTA LARGHEZZA 30 MM  
wood connector size 30 mm



Cod.	SIZE	UNIT	A	Sp Th	Ø f	Gr. pcs	PZ/ BOX
<b>AT: ACCIAIO TROPICALIZZATO / YELLOW ZINC-PLATED STEEL</b>							
748AT06_P8	06	mm	60	2,2	5,5	31	100

# ART 749

GIUNZIONI AD ANGOLO PESANTI STAMPATE LARGHEZZA 30 MM  
angled pressed wood connectors size 30 mm



Cod.	SIZE	UNIT	AxB	Sp Th	Ø f	Gr. pcs	PZ/ BOX
<b>AT: ACCIAIO TROPICALIZZATO / YELLOW ZINC-PLATED STEEL</b>							
749AT33_P8	33	mm	30X30	2,2	5,5	31	100

# ART 750

GIUNZIONI PESANTI CON CAVA DI REGOLAZIONE  
angled wood connectors

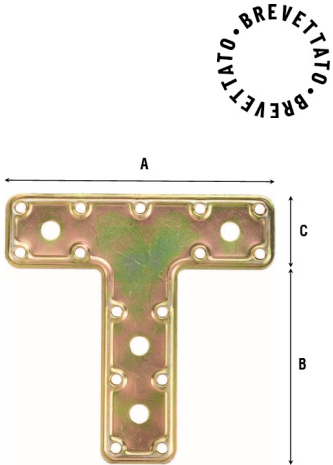


Cod.	SIZE	UNIT	A	B	C	Sp Th	Gr. pcs	PZ/ BOX
<b>AT: ACCIAIO TROPICALIZZATO / YELLOW ZINC-PLATED STEEL</b>								
750AT090_P8	90	mm	90	45	50	2,8	123	10
750AT110_P8	110	mm	110	45	50	2,8	143	10
<b>AZ: ACCIAIO ZINCATO / ZINC PLATED STEEL</b>								
750AZ090	90	mm	90	45	50	2,8	123	10
750AZ110	110	mm	110	45	50	2,8	143	10



# ART 751

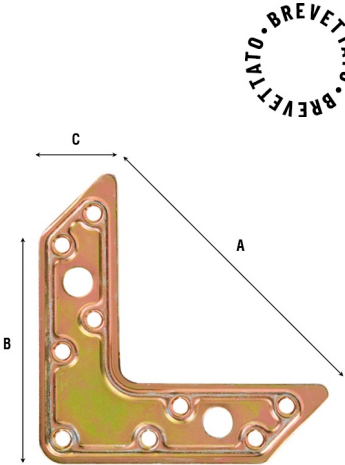
GIUNZIONI PESANTI A "T"  
"T" flat connectors



Cod.	SIZE	UNIT	A	B	C	Sp Th	Gr. pcs	PZ/ BOX
AT: ACCIAIO TROPICALIZZATO / YELLOW ZINC-PLATED STEEL								
751AT160_P8	160	mm	160	115	45	2,2	179	10

# ART 752


ANGOLI PESANTI  
heavy flat angled connectors



Cod.	SIZE	UNIT	A	B	C	Sp Th	Gr. pcs	PZ/ BOX
AT: ACCIAIO TROPICALIZZATO / YELLOW ZINC-PLATED STEEL								
752AT120_P8	120	mm	120	83	30	2,2	80	10
752AT160_P8	160	mm	160	110	32	2,2	102	10

# ART 753

PIASTRINA PESANTE - 4 FORI  
strong connector - 4 holes




Cod.	SIZE	UNIT	Sp Th	Gr. pcs	PZ/ BOX
AT: ACCIAIO TROPICALIZZATO / YELLOW ZINC-PLATED STEEL					
753AT5060	50 X 60	mm	2,8	55	50



# ART 754


GIUNZIONI A MURARE PER PAVIMENTI  
wood connectors to wall



Cod.	SIZE	UNIT	A	B	C	Sp Th	Gr. pcs	PZ/ BOX
AT: ACCIAIO TROPICALIZZATO / YELLOW ZINC-PLATED STEEL								
754AT150_P8	150	mm	150	45	50	2,8	197	10
754AT200_P8	200	mm	200	45	50	2,8	251	10
754AT300_P8	300	mm	300	45	50	2,8	351	10
754AT400_P8	400	mm	400	45	50	2,8	445	10

# ART 755

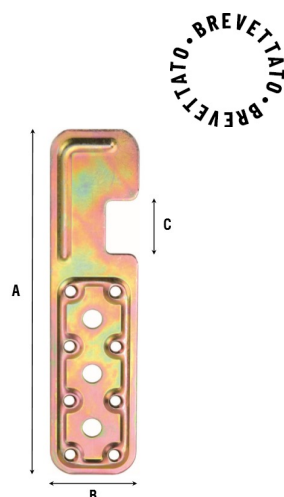
GIUNZIONI PER PANNELLI CON REGOLAZIONE ZINCATA A FUOCO  
angled connectors - hot galvanized



Cod.	SIZE	UNIT	A	Sp Th	Gr. pcs	PZ/ BOX
ZF: ZINCATO A FUOCO / HOT-GALVANIZED STEEL						
755ZF075_P8	75	mm	75	6	300	10
755ZF100_P8	100	mm	100	6	446	10

# ART 756

GIUNZIONI PER FISSAGGIO A TRAVI PROFILO H  
beam connecting pieces

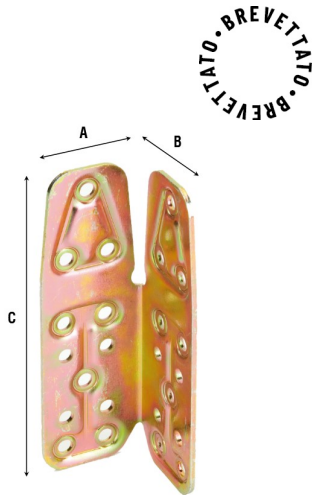


Cod.	SIZE	UNIT	A	B	C	Sp Th	Gr. pcs	PZ/ BOX
AT: ACCIAIO TROPICALIZZATO / YELLOW ZINC-PLATED STEEL								
756AT160_P8	160	mm	200	50	30	2,2	155	10



# ART 757

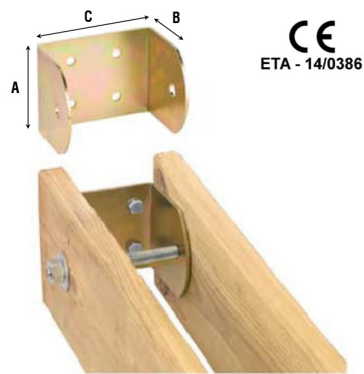
GIUNZIONI PER ANGOLI DA 90° A 180°  
wood connectors for 90° to 180° angles



Cod.	SIZE	UNIT	A	B	C	Sp Th	Gr. pcs	PZ/ BOX
AT: ACCIAIO TROPICALIZZATO / YELLOW ZINC-PLATED STEEL								
757AT120_P8	120	mm	40	40	120	2,2	139	10

# ART 758

STAFFA PER PERGOLE AD USO INTERNO ALLE TRAVI  
inside timber connector



Cod.	SIZE	UNIT	A	B	C	Sp Th	Gr. pcs	PZ/ BOX
AT: ACCIAIO TROPICALIZZATO / YELLOW ZINC-PLATED STEEL								
758AT080_P8	80	mm	90	105	80	3	546	10
758AT090_P8	90	mm	90	100	90	3	546	10
758AT100_P8	100	mm	90	95	100	3	546	10
758AT120_P8	120	mm	90	85	120	3	546	10

# ART 760

GIUNZIONI PESANTI ANGOLO 135°  
135[ angled connectors




Cod.	SIZE	UNIT	A	B	C	Sp Th	Gr. pcs	PZ/ BOX
AT: ACCIAIO TROPICALIZZATO / YELLOW ZINC-PLATED STEEL								
760AT180_P8	180	mm	90	90	65	2,2	210	25



# ART 761


GIUNZIONI A "U" PER TRAVI INCLINATE  
beam connecting pieces



Cod.	SIZE	UNIT	A	B	C	Sp Th	Gr. pcs	PZ/ BOX
AT: ACCIAIO TROPICALIZZATO / YELLOW ZINC-PLATED STEEL								
761AT045_P8	45	mm	45	44	46	2,5	93	10
761AT0451_P8	45 1	mm	80	44	46	3	210	10
761AT0452_P8	45 2	mm	70	90	46	3	330	10
761AT060_P8	60	mm	60	80	61	2,5	238	10
761AT070_P8	70	mm	70	80	71	3	358	10
761AT090_P8	90	mm	90	90	91	3	535	10

# ART 762

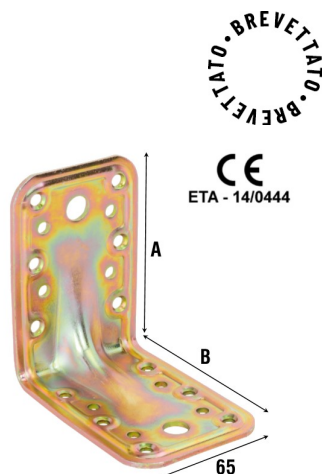
GIUNZIONI PESANTI DIRITTE STAMPATE  
flat pressed wood connectors



Cod.	SIZE	UNIT	A	Sp Th	Ø f	Gr. pcs	PZ/ BOX
AT: ACCIAIO TROPICALIZZATO / YELLOW ZINC-PLATED STEEL							
762AT18_P8	18	mm	180	2,5	5,5	210	25

# ART 765

GIUNZIONI PESANTI AD ANGOLO STAMPATE  
angled pressed wood connectors



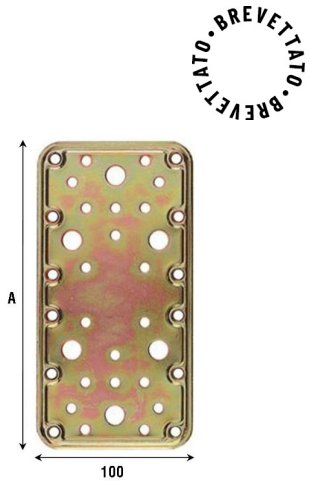
Cod.	SIZE	UNIT	A	B	Sp Th	Ø f	Gr. pcs	PZ/ BOX
AT: ACCIAIO TROPICALIZZATO / YELLOW ZINC-PLATED STEEL								
765AT99_P8	99	mm	93	93	2,5	5,5	210	25





# ART 766

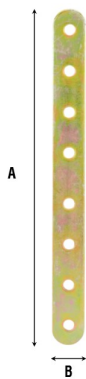
GIUNZIONI PESANTI DIRITTE STAMPATE  
flat pressed wood connectors



Cod.	SIZE	UNIT	A	Sp Th	Ø f	Gr. pcs	PZ/ BOX
AT: ACCIAIO TROPICALIZZATO / YELLOW ZINC-PLATED STEEL							
766AT20_P8	20	mm	200	3	5,5	440	20

# ART 767

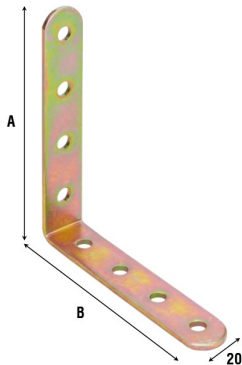
GIUNZIONI PESANTI DRITTE STAMPATE SPESSORE 4 MM  
flat pressed wood connectors thickness 4 mm



Cod.	SIZE	UNIT	A	B	Sp Th	Ø f	N.fori N.holes	Gr. pcs	PZ/ BOX
AT: ACCIAIO TROPICALIZZATO / YELLOW ZINC-PLATED STEEL									
767AT100_P8	10	mm	100	20	4	6	4	70	25
767AT200_P8	20	mm	206	20	4	6	8	140	25
767AT300_P8	30	mm	312	20	4	6	12	220	25

# ART 768


ANGOLARI DI RINFORZO PIEGATI A 90° SPESSORE MM. 4  
90[ angled wood connectors thickness 4 mm



Cod.	SIZE	UNIT	AxB	Sp Th	Ø f	N.fori N.holes	Gr. pcs	PZ/ BOX
AT: ACCIAIO TROPICALIZZATO / YELLOW ZINC-PLATED STEEL								
768AT55_P8	5 X 5	mm	50x50	4	6	4	70	25
768AT10_P8	10 X 10	mm	100x100	4	6	8	140	25
768AT15_P8	15 X 15	mm	150x150	4	6	12	220	25

## ART 769

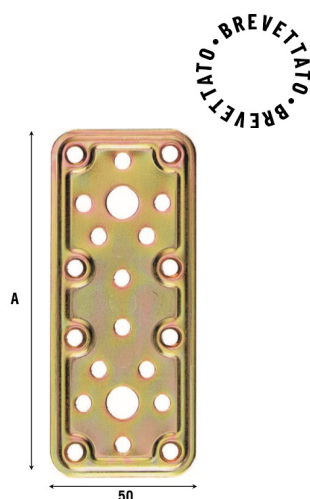
GIUNZIONI PESANTI AD ANGOLO STAMPATE  
angled pressed wood connectors



Cod.	SIZE	UNIT	A	B	Sp Th	Ø f	Gr. pcs	PZ/ BOX
AT: ACCIAIO TROPICALIZZATO / YELLOW ZINC-PLATED STEEL								
769AT10_P8	10	mm	103	103	3	5,5	440	20

## ART 770


GIUNZIONI PESANTI DIRITTE STAMPATE  
flat pressed wood connectors



Cod.	SIZE	UNIT	A	Sp Th	Ø f	Gr. pcs	PZ/ BOX
AT: ACCIAIO TROPICALIZZATO / YELLOW ZINC-PLATED STEEL							
770AT08_P8	08	mm	80	2,2	5,5	65	50
770AT12_P8	12	mm	120	2,2	5,5	95	50
770AT16_P8	16	mm	160	2,2	5,5	125	25
770AT20_P8	20	mm	200	2,2	5,5	160	25

## ART 771

GIUNZIONI PESANTI AD ANGOLO STAMPATE  
angled pressed wood connectors




Cod.	SIZE	UNIT	AxB	Sp Th	Ø f	Gr. pcs	PZ/ BOX
AT: ACCIAIO TROPICALIZZATO / YELLOW ZINC-PLATED STEEL							
771AT44_P8	44	mm	40x40	2,2	5,5	65	50
771AT66_P8	66	mm	60x60	2,2	5,5	95	50
771AT88_P8	88	mm	80x80	2,2	5,5	125	25
771AT100_P8	10	mm	100x100	2,2	5,5	160	25



# ART 772

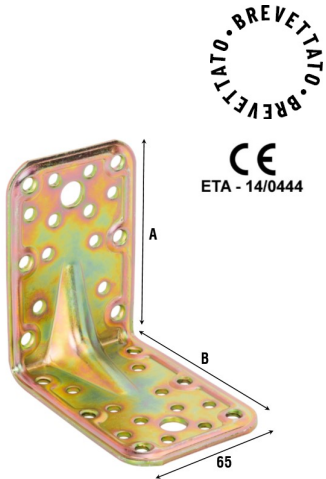
GIUNZIONI PESANTI DIRITTE STAMPATE  
flat pressed wood connectors



Cod.	SIZE	UNIT	A	Sp Th	Ø f	Gr. pcs	PZ/ BOX
AT: ACCIAIO TROPICALIZZATO / YELLOW ZINC-PLATED STEEL							
772AT18_P8	18	mm	180	2,2	5,5	190	25

# ART 773


GIUNZIONI PESANTI AD ANGOLO STAMPATE  
angled pressed wood connectors



Cod.	SIZE	UNIT	AxB	Sp Th	Ø f	Gr. pcs	PZ/ BOX
AT: ACCIAIO TROPICALIZZATO / YELLOW ZINC-PLATED STEEL							
773AT99_P8	99	mm	90x90	2,2	5,5	190	25

# ART 774

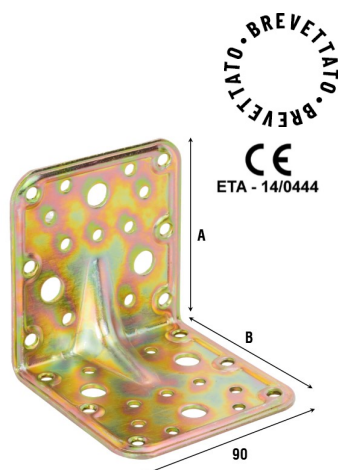
GIUNZIONI PESANTI DIRITTE STAMPATE  
flat pressed wood connectors



Cod.	SIZE	UNIT	A	Sp Th	Ø f	Gr. pcs	PZ/ BOX
AT: ACCIAIO TROPICALIZZATO / YELLOW ZINC-PLATED STEEL							
774AT18_P8	18	mm	180	2,2	5,5	265	20

# ART 775


GIUNZIONI PESANTI AD ANGOLO STAMPATE  
angled pressed wood connectors



Cod.	SIZE	UNIT	AxB	Sp Th	Ø f	Gr. pcs	PZ/ BOX
<b>AT: ACCIAIO TROPICALIZZATO / YELLOW ZINC-PLATED STEEL</b>							
775AT99_P8	99	mm	90x90	2,2	5,5	265	20

# ART 776

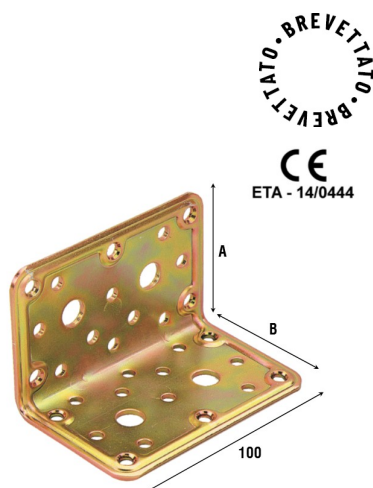
GIUNZIONI PESANTI DIRITTE STAMPATE  
flat pressed wood connectors



Cod.	SIZE	UNIT	A	Sp Th	Ø f	Gr. pcs	PZ/ BOX
<b>AT: ACCIAIO TROPICALIZZATO / YELLOW ZINC-PLATED STEEL</b>							
776AT08_P8	08	mm	80	2,2	5,5	135	25
776AT12_P8	12	mm	120	2,2	5,5	200	25
776AT16_P8	16	mm	160	2,2	5,5	260	20
776AT20_P8	20	mm	200	2,2	5,5	330	20

# ART 777

GIUNZIONI PESANTI AD ANGOLO STAMPATE  
angled pressed wood connectors

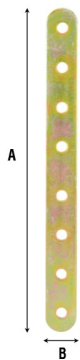


Cod.	SIZE	UNIT	AxB	Sp Th	Ø f	Gr. pcs	PZ/ BOX
<b>AT: ACCIAIO TROPICALIZZATO / YELLOW ZINC-PLATED STEEL</b>							
777AT44_P8	44	mm	40x40	2,2	5,5	135	25
777AT66_P8	66	mm	60x60	2,2	5,5	200	25
777AT88_P8	88	mm	80x80	2,2	5,5	260	20
777AT100_P8	10	mm	100x100	2,2	5,5	330	20



# ART 778

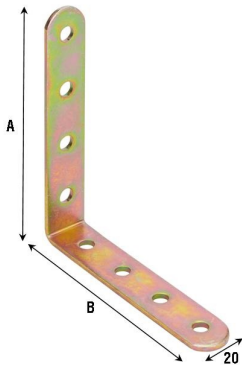
GIUNZIONI PESANTI DIRITTE STAMPATE  
flat pressed wood connectors



Cod.	SIZE	UNIT	A	B	Sp Th	Ø f	N.fori N.holes	Gr. pcs	PZ/ BOX
AT: ACCIAIO TROPICALIZZATO / YELLOW ZINC-PLATED STEEL									
778AT10_P8	10	mm	100	20	2,5	6	4	35	50
778AT20_P8	20	mm	206	20	2,5	6	8	70	50
778AT30_P8	30	mm	312	20	2,5	6	12	110	50

# ART 779

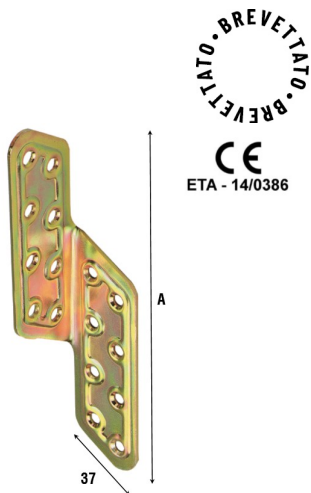
ANGOLARI DI RINFORZO PIEGATI A 90°  
90° angled wood connectors



Cod.	SIZE	UNIT	AxB	Sp Th	Ø f	N.fori N.holes	Gr. pcs	PZ/ BOX
AT: ACCIAIO TROPICALIZZATO / YELLOW ZINC-PLATED STEEL								
779AT55_P8	5 X 5	mm	50x50	2,5	6	4	35	50
779AT10_P8	10 X 10	mm	100x100	2,5	6	8	70	50
779AT15_P8	15 X 15	mm	150x150	2,5	6	12	110	50

# ART 781

ANGOLARI DI RINFORZO PIEGATI A 90° DESTRI  
90° angled wood connectors - right-hand

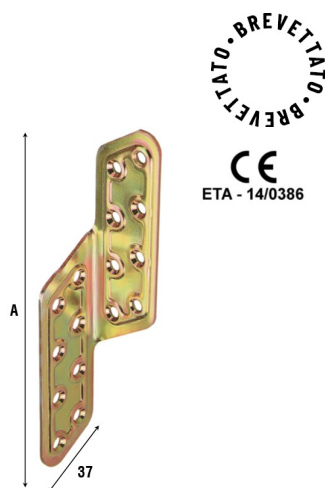


Cod.	SIZE	UNIT	A	Sp Th	Ø f	Gr. pcs	PZ/ BOX
AT: ACCIAIO TROPICALIZZATO / YELLOW ZINC-PLATED STEEL							
781AT17_P8	17	mm	170	2	5,5	110	20



## ART 782


ANGOLARI DI RINFORZO PIEGATI A 90° SINISTRI  
90° angled wood connectors - left-hand



Cod.	SIZE	UNIT	A	Sp Th	Ø f	Gr. pcs	PZ/ BOX
AT: ACCIAIO TROPICALIZZATO / YELLOW ZINC-PLATED STEEL							
782AT17_P8	17	mm	170	2	5,5	110	20

## ART 783


PIASTRA GIUNZIONE PESANTE - ACCIAIO TROPICALIZZATO  
strong wood connector - yellow zinc plated



Cod.	SIZE	UNIT	A	B	Sp Th	Ø f	Gr. pcs	PZ/ BOX
AT: ACCIAIO TROPICALIZZATO / YELLOW ZINC-PLATED STEEL								
783AT070	70	mm	70	230	4	13	455	1
783AT090	90	mm	90	280	4	13	695	1
783AT100	100	mm	100	310	4	13	860	1

## ART 784

GIUNZIONI DI ESTREMITA' AD ALI ESTERNE  
wood connectors



Cod.	SIZE	UNIT	B	C	Sp Th	Ø f	Gr. pcs	PZ/ BOX
AT: ACCIAIO TROPICALIZZATO / YELLOW ZINC-PLATED STEEL								
784AT45_P8	45	mm	46	81	2	5	195	10
784AT60_P8	60	mm	61	100	2	5	309	10
784AT70_P8	70	mm	71	100	2	5	322	10
784AT80_P8	80	mm	81	120	2	5	375	10
784AT90_P8	90	mm	91	120	2	5	388	10
784AT100_P8	100	mm	101	140	2	5	451	10
784AT120_P8	120	mm	121	160	2	5	527	10



# ART 785


GIUNZIONI DI ESTREMITA' AD ALI INTERNE  
wood connectors



Cod.	SIZE	UNIT	B	C	Sp Th	Ø f	Gr. pcs	PZ/ BOX
AT: ACCIAIO TROPICALIZZATO / YELLOW ZINC-PLATED STEEL								
785AT45_P8	45	mm	46	81	2	5	195	10
785AT60_P8	60	mm	61	100	2	5	309	10
785AT70_P8	70	mm	71	100	2	5	322	10
785AT77_P8	77	mm	71	64	2	5	237	10
785AT80_P8	80	mm	81	120	2	5	375	10
785AT90_P8	90	mm	91	120	2	5	388	10
785AT99_P8	99	mm	91	84	2	5	316	10
785AT100_P8	100	mm	101	140	2	5	451	10
785AT120_P8	120	mm	121	160	2	5	527	10

# ART 786

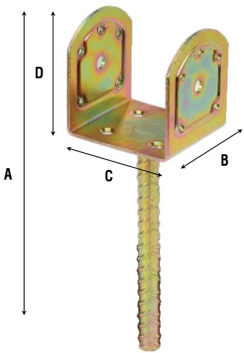
GIUNZIONI DI ESTREMITA' A LARGHEZZA VARIABILE  
wood connectors



Cod.	SIZE	UNIT	B	C	Sp Th	Ø f	Gr. pcs	PZ/ BOX
AT: ACCIAIO TROPICALIZZATO / YELLOW ZINC-PLATED STEEL								
786AT100_P8	100	mm	24,5	100	2	5	290	10
786AT140_P8	140	mm	44,5	140	2	5	435	10

# ART 787

SUPPORTI DI ANCORAGGIO TROPICALIZZATI  
wood connectors

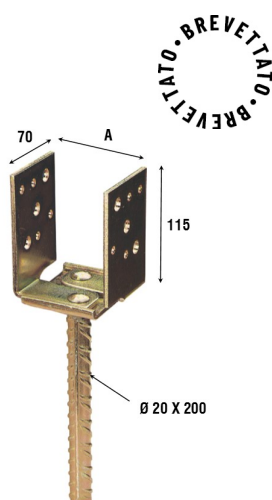


Cod.	SIZE	UNIT	A	B	C	D	Gr. pcs	PZ/ BOX
AT: ACCIAIO TROPICALIZZATO / YELLOW ZINC-PLATED STEEL								
787AT70_P8	70	mm	290	70	71	80	773	4
787AT90_P8	90	mm	300	90	91	90	950	4



## ART 788

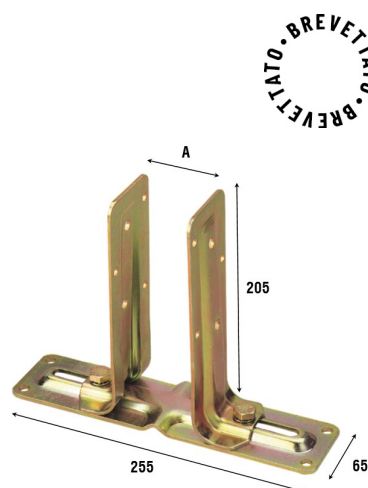
SUPPORTI DI ANCORAGGIO REGISTRABILI  
adjustable wood connectors



Cod.	SIZE	UNIT	A	Sp Th	Ø V	Gr. pcs	PZ/ BOX
<b>AT: ACCIAIO TROPICALIZZATO / YELLOW ZINC-PLATED STEEL</b>							
788AT60_P8	60-140	mm	60/140	5	6	1500	4

## ART 789


SUPPORTI DI ANCORAGGIO REGISTRABILI  
adjustable wood connectors



Cod.	SIZE	UNIT	A	Sp Th	Ø V	Gr. pcs	PZ/ BOX
<b>AT: ACCIAIO TROPICALIZZATO / YELLOW ZINC-PLATED STEEL</b>							
789AT90_P8	70-140	mm	70/140	4	6	1300	4

## ART 791

SUPPORTO AD AVVITARE A PAVIMENTO (ANTIUMIDITA') ZINCATO A FUOCO  
u supporting shoes - hot - galvanized




Cod.	SIZE	UNIT	A	B	C	Sp Th	Gr. pcs	PZ/ BOX
<b>ZF: ZINCATO A FUOCO / HOT-GALVANIZED STEEL</b>								
791ZF070	70	mm	71	60	125	5	840	1
791ZF080	80	mm	81	60	125	5	860	1
791ZF090	90	mm	91	60	125	5	890	1
791ZF100	100	mm	101	60	125	5	910	1
791ZF120	120	mm	121	60	125	5	970	1





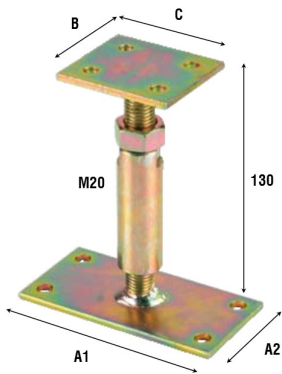
# ART 792



PIASTRA PIEGATA PER SUPPORTO PILASTRI ZINCATA A FUOCO  
supporting shoes - hot - galvanized

Cod.	SIZE	UNIT	A	B	C	Sp Th	Gr. pcs	PZ/ BOX
<b>ZF: ZINCATO A FUOCO / HOT-GALVANIZED STEEL</b>								
792ZF070	70	mm	71	60	140	6	426	1


# ART 794



SUPP.TRAVI PER PAVIMENTI REGISTR.IN ALTEZZA AD AVVIT.A PAVIMENTO  
adjustable supporting shoes

Cod.	SIZE	UNIT	A1	A2	B	C	Sp Th	Gr. pcs	PZ/ BOX
<b>AT: ACCIAIO TROPICALIZZATO / YELLOW ZINC-PLATED STEEL</b>									
794AT150	150	mm	150	70	70	80	5	1175	1

# ART 795



SUPP.PILASTRI REGISTR.IN ALTEZZA E LARGH.AD AVVIT.A PAVIMENTO  
adjustable supporting shoes

Cod.	SIZE	UNIT	A1	A2	B	C	Sp Th	Gr. pcs	PZ/ BOX
<b>AT: ACCIAIO TROPICALIZZATO / YELLOW ZINC-PLATED STEEL</b>									
795AT060	60/140	mm	150	70	70	115	5	1800	1



# ART 796


SUPP.PILASTRI REGISTR.IN ALTEZZA E LARGHEZZA A MURARE(ANTIUMIDITA')  
adjustable supporting shoes



Cod.	SIZE	UNIT	A	B	C	Sp Th	Gr. pcs	PZ/ BOX
AT: ACCIAIO TROPICALIZZATO / YELLOW ZINC-PLATED STEEL								
796AT060	60/140	mm	70	60-140	115	5	1755	1

# ART 797


SUPPORTO PER PILASTRI A CONFICCARE NEL TERRENO ZINCATO A FUOCO  
drive in ground sleeves - hot- galvanized



Cod.	SIZE	UNIT	A	B	C	Gr. pcs	PZ/ BOX
ZF: ZINCATO A FUOCO / HOT-GALVANIZED STEEL							
797ZF070	70	mm	71	71	750	1592	1
797ZF090	90	mm	91	91	750	2023	1

# ART 799

SUPPORTO PER PILASTRI AD AVVITARE ZINCATO A FUOCO  
supporting shoes - hot - galvanized

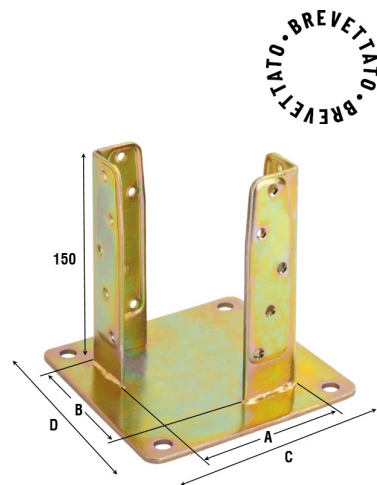


Cod.	SIZE	UNIT	A	B	Gr. pcs	PZ/ BOX
ZF: ZINCATO A FUOCO / HOT-GALVANIZED STEEL						
799ZF070	70	mm	71	71	1181	1
799ZF090	90	mm	91	91	1356	1
799ZF100	100	mm	101	101	1556	1



# ART 800


SUPPORTO PER PILASTRI AD AVVITARE  
supporting shoes



Cod.	SIZE	UNIT	AxB	CxD	Ø f	Ø f Pav	Gr. pcs	PZ/ BOX
AT: ACCIAIO TROPICALIZZATO / YELLOW ZINC-PLATED STEEL								
800AT060_P8	60	mm	62x62	150x150	5	11	1150	4
800AT070_P8	70	mm	72x72	150x150	5	11	1150	4
800AT080_P8	80	mm	82x82	150x150	5	11	1150	4
800AT090_P8	90	mm	92x92	150x150	5	11	1150	4
800AT100_P8	100	mm	102x10	150x150	5	11	1150	4
800AT120_P8	120	mm	122x122	150x185	5	11	1250	4
800AT140	140	mm	142x142	230x230	5	11	2475	1
800AT160	160	mm	162x162	230x230	5	11	2475	1
800AT180	180	mm	182x182	230x270	5	11	2720	1
800AT200	200	mm	202x202	230x270	5	11	2720	1

# ART 800PIA


PIASTRA PER SUPPORTO ART 800  
supporting shoes art 800



Cod.	SIZE	UNIT	A	B	Sp Th	Ø f Pav	Gr. pcs	PZ/ BOX
AT: ACCIAIO TROPICALIZZATO / YELLOW ZINC-PLATED STEEL								
800ATPIA1515	150 X 150	mm	150	180	3,5	11	610	1
800ATPIA1518	150 X 180	mm	150	185	3,5	11	740	1
800ATPIA1523	150 X 230	mm	150	230	3,5	11	920	1
800ATPIA1823	180 X 230	mm	180	230	3,5	11	1100	1
800ATPIA2323	230 X 230	mm	230	230	3,5	11	1425	1
800ATPIA2327	230 X 270	mm	230	270	3,5	11	1670	1

# ART 800ALA

ALA PER SUPPORTO ART 800  
supporting shoes art 800




Cod.	SIZE	UNIT	A	B	Sp Th	Ø f	Gr. pcs	PZ/ BOX
AT: ACCIAIO TROPICALIZZATO / YELLOW ZINC-PLATED STEEL								
800ATALA4040	40 X 40	mm	40	40	3	5	250	8
800ATALA8080	80 X 80	mm	80	80	3	5	525	8



# ART 801

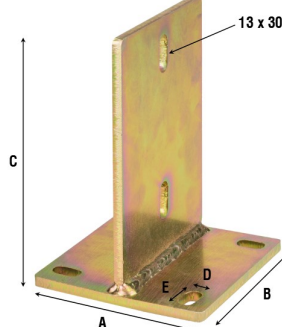
SUPPORTO PER PILASTRI - ACCIAIO TROPICALIZZATO  
wood connecting pieces - yellow zinc plated



Cod.	SIZE	UNIT	A	B	C	Sp Th	Ø f	Gr. pcs	PZ/ BOX
AT: ACCIAIO TROPICALIZZATO / YELLOW ZINC-PLATED STEEL									
801AT070	70	mm	70	184	52	4	13	450	1
801AT090	90	mm	90	225	62	4	13	695	1
801AT100	100	mm	100	225	62	4	13	790	1

# ART 802

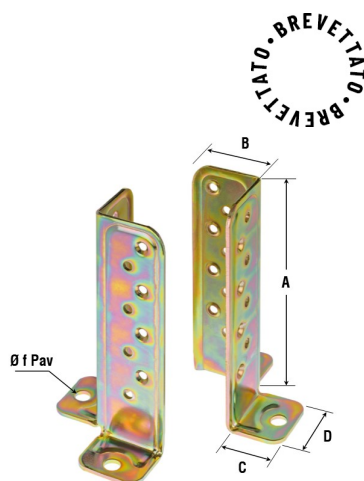
SUPPORTO PESANTE PER PILASTRI A SCOMPARSA  
vanishing supporting shoes



Cod.	UNIT	A	B	C	D	E	Sp Th	Gr. pcs	PZ/ BOX
AT: ACCIAIO TROPICALIZZATO / YELLOW ZINC-PLATED STEEL									
802AT79	mm	85	85	188	11	21	8	1153	1
802AT1013	mm	115	115	188	11	21	8	1878	1
802AT1416	mm	150	150	208	13	24	8	3060	1
802AT1820	mm	190	190	228	13	24	8	4720	1

# ART 803

SUPPORTO PER PILASTRI AD AVVITARE UNIVERSALE  
adjustable beam support




Cod.	UNIT	A	B	C	D	Sp Th	Ø f	Ø f Pav	Gr. pcs	PZ/ BOX
AT: ACCIAIO TROPICALIZZATO / YELLOW ZINC-PLATED STEEL										
803AT01_P8	mm	115	31	31	28,5	2,5	5,5	11	157	12
803AT00_P8	mm	167	50	38	47	3	5,5	11	438	8
803AT03_P8	mm	177	73	46	70	3	7	11	715	8



# ART 804


SUPPORTO PER PILASTRI A PARETE ZINCATO A FUOCO  
supporting shoes - hot - galvanized



Cod.	SIZE	UNIT	A	B	C	Gr. pcs	PZ/ BOX
<b>ZF: ZINCATO A FUOCO / HOT-GALVANIZED STEEL</b>							
804ZF070	70	mm	155	71	71	1080	1
804ZF090	90	mm	175	91	91	1271	1

# ART 805


SUPPORTO PER PILASTRI AD AVVITARE ZINCATO A FUOCO  
supporting shoes - hot - galvanized



Cod.	SIZE	UNIT	Ø A	Gr. pcs	PZ/ BOX
<b>ZF: ZINCATO A FUOCO / HOT-GALVANIZED STEEL</b>					
805ZF080	80	mm	81	1027	1
805ZF100	100	mm	101	1434	1

# ART 810


SUPPORTO PER PILASTRI A CONFICCARRE NEL TERRENO ZINCATO A FUOCO  
drive in ground sleeves - hot - galvanized



Cod.	SIZE	UNIT	C	Ø A	Gr. pcs	PZ/ BOX
<b>ZF: ZINCATO A FUOCO / HOT-GALVANIZED STEEL</b>						
810ZF080	80	mm	600	81	2053	1
810ZF100	100	mm	600	101	2450	1

## ART 815


COPRIPILASTRO - ZINCATO A FUOCO  
post caps - hot galvanized



Cod.	SIZE	UNIT	A	B	Gr. pcs	PZ/ BOX
<b>ZF: ZINCATO A FUOCO / HOT-GALVANIZED STEEL</b>						
815ZF070	70	mm	71	71	125	1
815ZF090	90	mm	91	91	145	1

## ART 860


PIASTRA DI SICUREZZA TROPICALIZZATA  
safety wood connector - yellow zinc plated



Cod.	SIZE	UNIT	A	B	Sp Th	Gr. pcs	PZ/ BOX
<b>AT: ACCIAIO TROPICALIZZATO / YELLOW ZINC-PLATED STEEL</b>							
860AT150_P8	150	mm	150	150	3,5	1033	4

## ART 862

PIASTRA DI SICUREZZA TROPICALIZZATA  
safety wood connector - yellow zinc plated

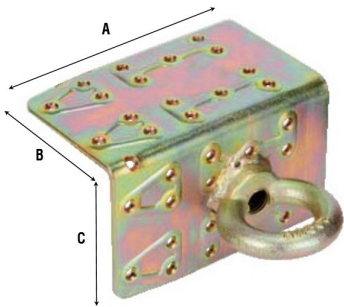


Cod.	SIZE	UNIT	A	B	Sp Th	Gr. pcs	PZ/ BOX
<b>AT: ACCIAIO TROPICALIZZATO / YELLOW ZINC-PLATED STEEL</b>							
862AT100_P8	100	mm	100	200	3	685	4



ART 864

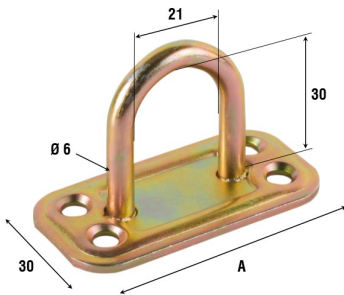
PIASTRA DI SICUREZZA TROPICALIZZATA  
safety wood connector - yellow zinc plated



Cod.	SIZE	UNIT	A	B	C	Sp Th	Gr. pcs	PZ/ BOX
<b>AT: ACCIAIO TROPICALIZZATO / YELLOW ZINC-PLATED STEEL</b>								
864AT8080_P8	8080	mm	140	80	80	3	750	4

ART 865

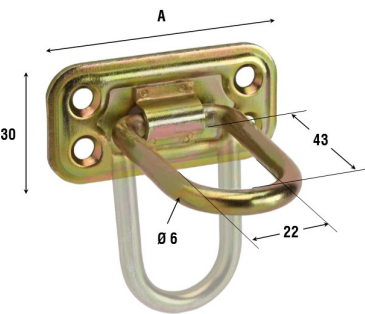
CAVALLOTTI MAGLIA TONDA Ø 6 MM - 21X25  
round iron fittings - ø 6 mm - 21x25



Cod.	SIZE	UNIT	A	Sp Th	Ø V	Gr. pcs	PZ/ BOX
<b>AT: ACCIAIO TROPICALIZZATO / YELLOW ZINC-PLATED STEEL</b>							
865AT2125_P8	2125	mm	60	2,2	5,5	45	50

ART 866


CAVALLOTTI PIEGHEVOLI MAGLIA TONDA Ø 6 MM - 21X48  
round iron fittings - ø 6 mm - 21x48



Cod.	SIZE	UNIT	A	Sp Th	Ø V	Gr. pcs	PZ/ BOX
<b>AT: ACCIAIO TROPICALIZZATO / YELLOW ZINC-PLATED STEEL</b>							
866AT2148_P8	2148	mm	60	2,2	5,5	59	50

## ART 890


CATENACCIO STAMPATO CON MODANATURA DI RINFORZO-ASTA TONDA  
safety bolt - round rod



Cod.	SIZE	UNIT	A	C	Sp Th	Ø f	Gr. pcs	PZ/ BOX
<b>AT: ACCIAIO TROPICALIZZATO / YELLOW ZINC-PLATED STEEL</b>								
890AT20_P8	20	mm	200	40	2,2	5	445	10

## ART 892


CATENACCIO STAMP.PORTALUCCH.ASTA PIATTA-VITI SCOMPARSA  
safety pressed bolt - flat rod - invisible screws



Cod.	SIZE	UNIT	A	C	N.fori N.holes	Ø V	Gr. pcs	PZ/ BOX
<b>AT: ACCIAIO TROPICALIZZATO / YELLOW ZINC-PLATED STEEL</b>								
892AT15_P8	15	mm	146	28	6	4	307	5

## ART 894

CATENACCIO STAMPATO PORTALUCCHETTO - ASTA PIATTA  
padlock pressed bolt - flat rod



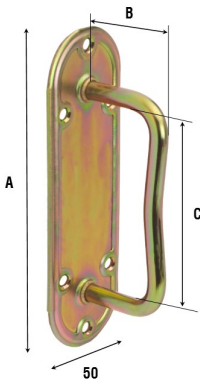
Cod.	SIZE	UNIT	A	C	N.fori N.holes	Ø V	Gr. pcs	PZ/ BOX
<b>AT: ACCIAIO TROPICALIZZATO / YELLOW ZINC-PLATED STEEL</b>								
894AT15_P8	15	mm	140	15	6	4	307	5





# ART 950


MANIGLIA FILO Ø 9 INGOMBRO MM 50 CON PIASTRA STAMPATA  
handle, rod diameter 9, width mm.50 with pressed plate



Cod.	SIZE	UNIT	A	B	C	Sp Th	Ø f	Gr. pcs	PZ/ BOX
AT: ACCIAIO TROPICALIZZATO / YELLOW ZINC-PLATED STEEL									
950AT08_P8	08	mm	80	50	20	2,2	5,5	108	10
950AT12_P8	12	mm	120	50	55	2,2	5,5	165	10
950AT16_P8	16	mm	160	50	95	2,2	5,5	215	10
950AT20_P8	20	mm	200	50	135	2,2	5,5	286	10
VN: ACCIAIO VERNICIATO NERO / BLACK COATED STEEL									
950VN16_P8	16	mm	160	50	95	2,2	5,5	215	10
950VN20_P8	20	mm	200	50	135	2,2	5,5	286	10

# ART 970

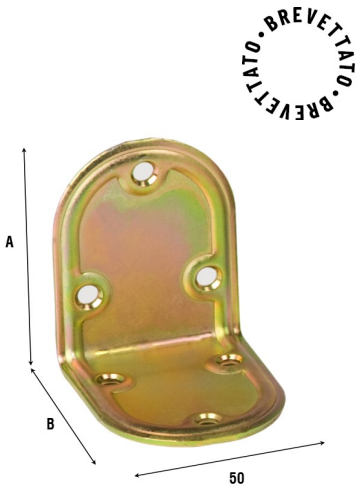
GIUNZIONE PESANTE DIRITTA ARROTONDATA  
straight rounded pressed wood connector



Cod.	SIZE	UNIT	A	Sp Th	Ø f	Gr. pcs	PZ/ BOX
AT: ACCIAIO TROPICALIZZATO / YELLOW ZINC-PLATED STEEL							
970AT08_P8	08	mm	80	2,2	5,5	62	50
970AT12_P8	12	mm	120	2,2	5,5	97	50
970AT16_P8	16	mm	160	2,2	5,5	124	25
970AT20_P8	20	mm	200	2,2	5,5	164	25

# ART 971

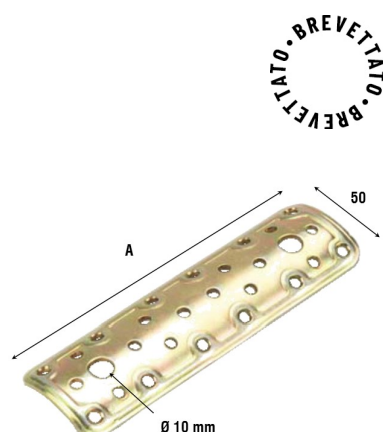
GIUNZIONE PESANTE PIEGATA ARROTONDATA  
straight rounded angled wood connector



Cod.	SIZE	UNIT	AxB	Sp Th	Ø f	Gr. pcs	PZ/ BOX
AT: ACCIAIO TROPICALIZZATO / YELLOW ZINC-PLATED STEEL							
971AT44_P8	44 X 44	mm	40X40	2,2	5,5	62	50
971AT66_P8	66 X 66	mm	60X60	2,2	5,5	97	50
971AT88_P8	88 X 88	mm	80X80	2,2	5,5	124	25
971AT100_P8	100 X 100	mm	100X100	2,2	5,5	164	25

# ART 900

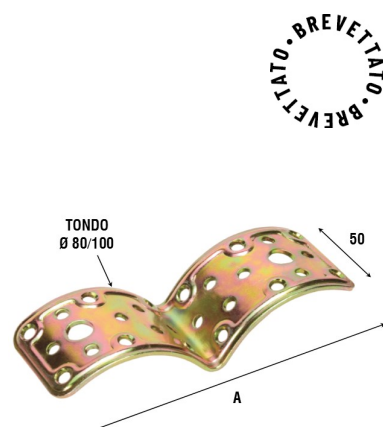
GIUNZIONE DIRITTA PER LEGNO TONDO Ø 80/100  
straight connectors for round wood Ø 80/100



Cod.	SIZE	UNIT	A	Sp Th	Ø f	Gr. pcs	PZ/ BOX
AT: ACCIAIO TROPICALIZZATO / YELLOW ZINC-PLATED STEEL							
900AT08_P8	08	mm	80	2,2	5,5	65	50
900AT16_P8	16	mm	160	2,2	5,5	125	25
900AT20_P8	20	mm	200	2,2	5,5	160	25

# ART 901

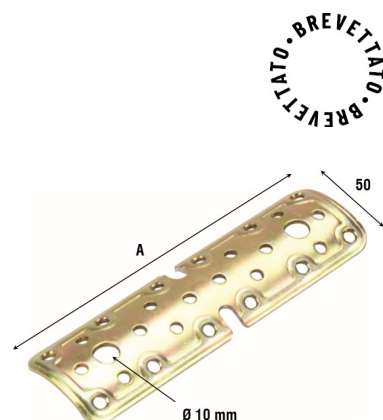
GIUNZIONE PER LEGNO SOVRAPPOSTO Ø 80/100  
connector for 2 round wood Ø 80/100



Cod.	SIZE	UNIT	A	Sp Th	Ø f	Gr. pcs	PZ/ BOX
AT: ACCIAIO TROPICALIZZATO / YELLOW ZINC-PLATED STEEL							
901AT80_P8	80	mm	140	2,2	5,5	125	25
901AT100_P8	100	mm	173	2,2	5,5	160	25

# ART 902

GIUNZIONE CON POSSIBILITA' DI PIEGA PER LEGNO TONDO Ø 80/100  
straight connectors for round wood Ø 80/100

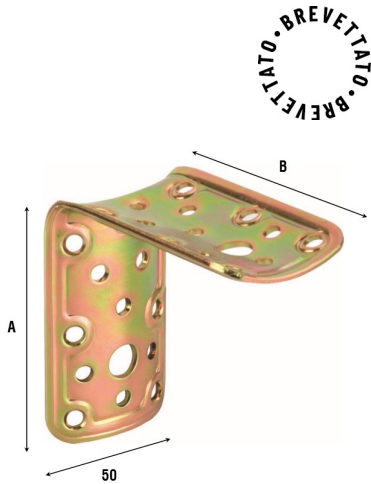


Cod.	SIZE	UNIT	A	Sp Th	Ø f	Gr. pcs	PZ/ BOX
AT: ACCIAIO TROPICALIZZATO / YELLOW ZINC-PLATED STEEL							
902AT16_P8	16	mm	160	2,2	5,5	125	25



# ART 904

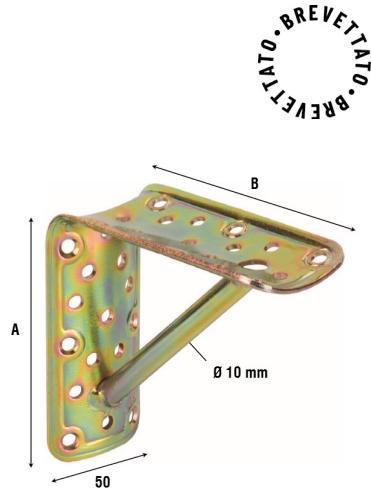
GIUNZIONE A 90° PER TONDI Ø 80/100  
90° connector for round wood Ø 80/100



Cod.	SIZE	UNIT	AxB	Sp Th	Ø f	Gr. pcs	PZ/ BOX
AT: ACCIAIO TROPICALIZZATO / YELLOW ZINC-PLATED STEEL							
904AT66_P8	66	mm	60X60	2,2	5,5	95	50
904AT88_P8	88	mm	80X80	2,2	5,5	125	25
904AT10_P8	10	mm	100X100	2,2	5,5	160	25

# ART 906

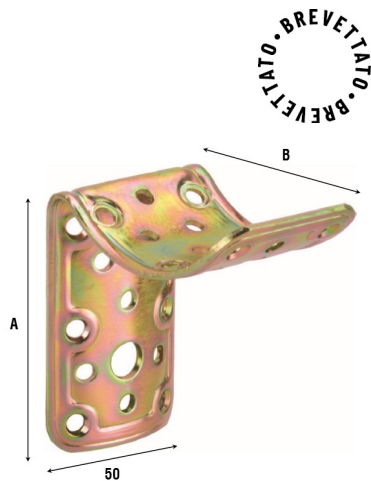
GIUNZIONE A 90° PER TONDI Ø 80/100 CON STAFFA  
90° connector for round wood Ø 80/100 with stay



Cod.	SIZE	UNIT	AxB	Sp Th	Ø f	Gr. pcs	PZ/ BOX
AT: ACCIAIO TROPICALIZZATO / YELLOW ZINC-PLATED STEEL							
906AT10_P8	10	mm	100X100	2,2	5,5	160	20

# ART 908

GIUNZIONE A 90° PER INCROCIO TONDO Ø 80/100 CON TONDO Ø 80  
90° connector for junction round wood Ø 80/100 with Ø 80

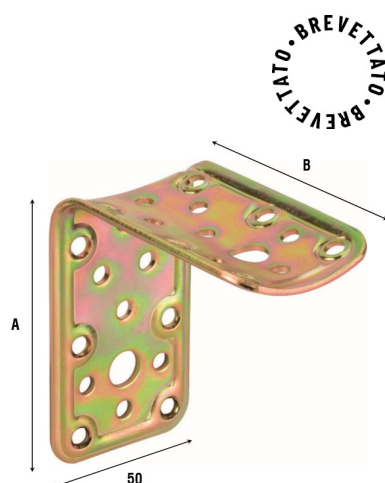


Cod.	SIZE	UNIT	AxB	Sp Th	Ø f	Gr. pcs	PZ/ BOX
AT: ACCIAIO TROPICALIZZATO / YELLOW ZINC-PLATED STEEL							
908AT88_P8	88	mm	80X80	2,2	5,5	125	25



## ART 910

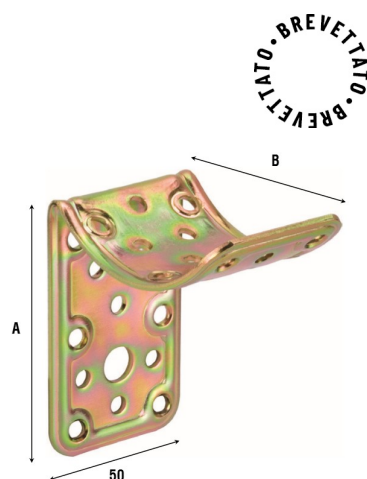
GIUNZIONE A 90° PIANO E TONDO Ø 80/100  
90° connector for flat and round wood ø 80/100



Cod.	SIZE	UNIT	AxB	Sp Th	Ø f	Gr. pcs	PZ/ BOX
AT: ACCIAIO TROPICALIZZATO / YELLOW ZINC-PLATED STEEL							
910AT66_P8	66	mm	60X60	2,2	5,5	95	50
910AT88_P8	88	mm	80X80	2,2	5,5	125	25
910AT10_P8	10	mm	100X100	2,2	5,5	160	25

## ART 912

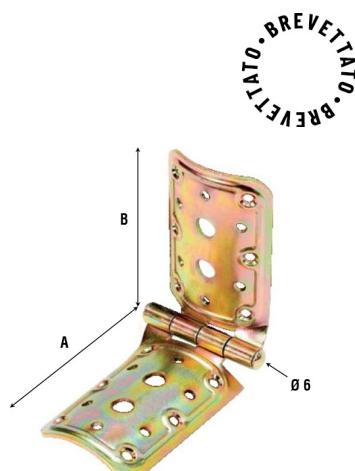
GIUNZIONE A 90° PIANO CON TONDO Ø 80/100  
connector for flat and round wood ø 80/100



Cod.	SIZE	UNIT	AxB	Sp Th	Ø f	Gr. pcs	PZ/ BOX
AT: ACCIAIO TROPICALIZZATO / YELLOW ZINC-PLATED STEEL							
912AT88_P8	88	mm	80X80	2,2	5,5	125	25

## ART 914

CERNIERA PER TONDI Ø 80/100  
hinge for round wood ø 80/100

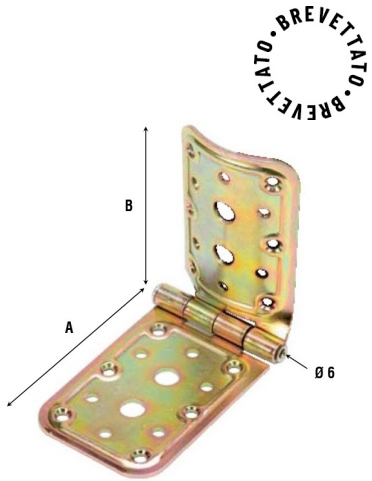


Cod.	SIZE	UNIT	AxB	Sp Th	Ø f	Gr. pcs	PZ/ BOX
AT: ACCIAIO TROPICALIZZATO / YELLOW ZINC-PLATED STEEL							
914AT200_P8	200	mm	98X98	2,2	5,5	245	10
914AT300_P8	300	mm	148X148	2,2	5,5	360	10



# ART 916

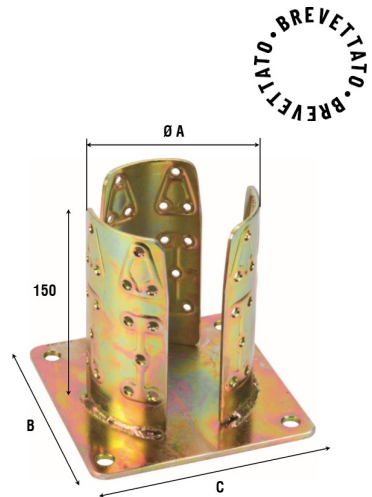
CERNIERA PER PIANO E TONDO Ø 80/100  
hinge for round wood Ø 80/100 and for flat wood



Cod.	SIZE	UNIT	AxB	Sp Th	Ø f	Gr. pcs	PZ/ BOX
AT: ACCIAIO TROPICALIZZATO / YELLOW ZINC-PLATED STEEL							
916AT200_P8	200	mm	98X98	2,2	5,5	245	10
916AT300_P8	300	mm	148X148	2,2	5,5	360	10

# ART 922

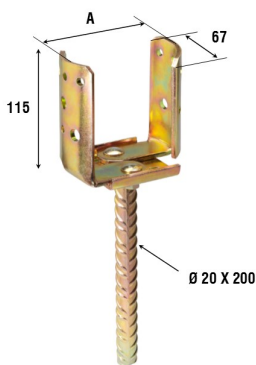
SUPPORTO PER PILASTRI TONDI AD AVVITARE  
round beam support



Cod.	SIZE	UNIT	BxC	Ø A	Ø f	Ø f Pav	Gr. pcs	PZ/ BOX
AT: ACCIAIO TROPICALIZZATO / YELLOW ZINC-PLATED STEEL								
922AT80_P8	80	mm	150X150	82	5,5	11	1415	4
922AT100_P8	100	mm	150X150	102	5,5	11	1415	4
922AT120_P8	120	mm	150X150	122	5,5	11	1415	4
922AT140	140	mm	230X230	142	5,5	10,5	190	1
922AT160	160	mm	230X230	162	5,5	10,5	2371	1
922AT180	180	mm	230X230	182	5,5	10,5	2371	1
922AT200	200	mm	230X230	202	5,5	10,5	2371	1

# ART 938

SUPPORTI DI ANCORAGGIO REGISTRABILI PER TONDO  
adjustable round beam connectors



Cod.	SIZE	UNIT	A	Sp Th	Ø V	Gr. pcs	PZ/ BOX
AT: ACCIAIO TROPICALIZZATO / YELLOW ZINC-PLATED STEEL							
938AT60_P8	70-150	mm	70/150	5	6	1500	4